

PRODUCT CATALOGUE 2018

AIR CONDITIONERS LINEUP



OUR SOLUTION FOR ALL LIFE SCENES





Fujitsu General provides comfortable and economical air conditioning systems that fit architectural trends and environmental awareness in Europe
– from business scene to lifestyle scene.

INDEX

004 OUR MESSAGE

INNOVATION & GLOBALIZATION

- 006 DESIGN FOR COMFORT
- 008 DESIGN FOR CONTROL
- 010 DESIGN FOR FUTURE
- 012 HISTORY
- 014 WORLD WIDE LOCATIONS
- 016 GLOBAL BUSINESS ACTIVITIES
- 018 PROJECT REFERENCES
- 020 GLOBAL DEVELOPMENT & PRODUCTION BASES
- 022 HIGH QUALITY DEVELOPMENT & PRODUCTION FACILITIES

024 2018 NEW PRODUCTS

026 SOLUTIONS

- 028 For LIGHT COMMERCIAL
- 036 For COMMERCIAL
- 038 For RESIDENTIAL

040 PRODUCT LINEUP

040 SPLIT & MULTI SPLIT

For LIGHT COMMERCIAL, RESIDENTIAL

136 VRF

For LIGHT COMMERCIAL, COMMERCIAL, RESIDENTIAL

186 CONTROL SYSTEM & OPTIONAL PARTS

238 AIR TO WATER

256 SUPPORT

- 258 AIRSTAGE™ SUPPORT
- 260 AIRSTAGE™/RAC SUPPORT TOOL
- 262 WATERSTAGE™ SUPPORT TOOL
- 264 QUICK SERVICE & MAINTENANCE
- 266 SERVICE TOOL
- 267 WEB MONITORING TOOL

OUR MESSAGE

INNOVATION & GLOBALIZATION

Providing a Brand New Tomorrow to Everyone on Earth



DESIGN FOR COMFORT



DESIGN FOR CONTROL



DESIGN FOR FUTURE



HISTORY



WORLD WIDE LOCATIONS



GLOBAL BUSINESS ACTIVITIES



PROJECT REFERENCE



GLOBAL DEVELOPMENT & PRODUCTION BASES




HIGH QUALITY DEVELOPMENT & PRODUCTION FACILITIES

FUJITSU GENERAL



Cassette Circular Flow: Beautiful designs from all angles



DESIGN FOR COMFORT

Fujitsu General has developed and commercialized numerous world-first technologies with a commitment to real comfort. This concept also applies to our designs. We will continue to pursue the possibilities of air conditioners and provide new comfort in the future.



KX
Series **nocria™ X**

Comfort by Design with Advanced Technology




- *1: Announced 2012. In room air conditioner for the home (Our company's investigation)
- *2: Announced 1994. In room air conditioner for the home (our company's investigation)
- *3: Announced 2012. In room air conditioner for the home (Our company's investigation)
- *4: Announced 1991. In room air conditioner for the home (our company's investigation)



The Dual Side Fans^{*1}



Power Diffuser^{*2}



Filter Auto Clean^{*3}



Lambda Heat Exchanger^{*4}

The Dual Side Fans equipped to our flagship "nocria X" model optimally control the airflow. Their distinctive form delivers comfortable airflow to the corners of room. The Power Diffuser opens the lower flap of the main unit to blow warm air downward. This heats up rooms from the floor to increase heating efficiency. Lambda Heat Exchanger improves the operating efficiency and expands the possibilities of design, such as compactness of indoor units. Moreover, we have developed the automatic cleaning of filters for the first time to ensure maintenance and operating efficiency. Fujitsu General is developing unique technologies to provide pleasant spaces.

Comfortable Airflow Design



Comfortable airflow control to prevent the body from being exposed to airflow.



Circular airflow control without temperature unevenness.



Cassette Circular Flow

- Improved installation in office environments
- Optimum operation by monitoring the room temperature and people's movement with optional sensor

Beautiful Space Design



Compact Cassette Grid Type for VRF system: This fits grid ceiling system.



KG Wall Mounted: KG Series



LT Wall Mounted: Many globally authoritative design awards attained.





DESIGN FOR CONTROL

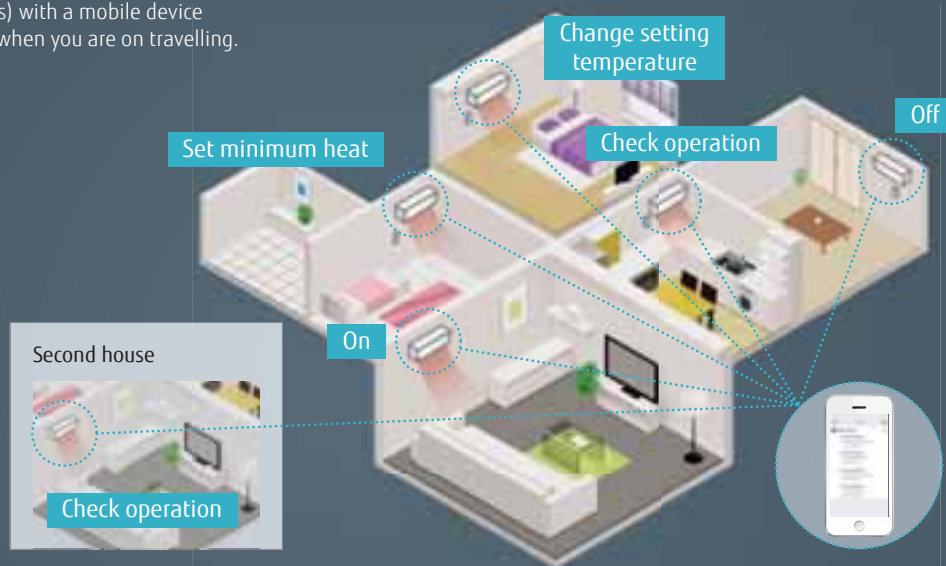
Using the Internet of Things (IoT), Fujitsu General actively provides services that allow users to control air conditioners from their smartphones.

We will expand open co-creation efforts with external partners and deepen our use of IoT and artificial intelligence (AI) to develop new functions and services in efforts to develop secure, convenient air conditioners.

Operation from Anywhere

If you forget to turn off your system before you left your home - no problem!

"FGLair" is an application software that enables you to operate the Fujitsu General's air conditioner(s) with a mobile device from anywhere out of your home or when you are on travelling.



User Friendly Interface

User friendly screen display facilitates easy operation.

By using our Wireless LAN Interface and "FGLair" app, you can control your home's cooling and heating anytime and anywhere.



Wireless LAN Interface
The exclusive Wi-Fi adaptor enables to operate the air conditioner by smartphone or tablet PC from outside.





DESIGN FOR FUTURE

We provide reliable technologies approved and cultivated in the European market where environmentally friendly regulations are very strict. We are working on making environmentally friendly products we can be proud of in the future in our research, development and manufacturing processes.



Design with small refrigerant

Significantly reduce the system refrigerant volume by new small indoor unit, piping design and optimized heat exchanger volume design. The minimized refrigerant volume may allow the application to prevent the installation of a refrigerant leak detector required under EN 378.

AIRSTAGE™ J-III L

Green Aspect for Refrigerant

EU strengthen F-gas Regulation introduced 2014.

New EU F-gas Regulation aims prevention of emissions and reduction the use of higher GWP F-gases.

Key elements

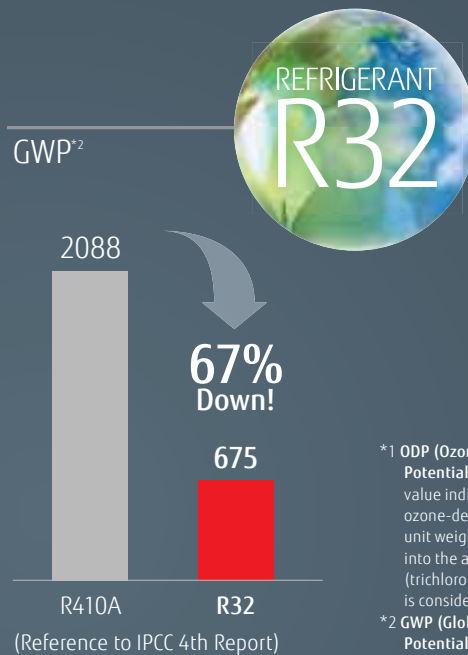
- Phase down approach
- Quota allocation
- Restrictions on the placing on the market
- Traceability of HFC contained in pre-charged equipment

Fujitsu General work on the reduction of HFC with innovative efforts

New refrigerant R32 for the reduction of the global warming potential.

Key points

- The ozone-depleting potential (ODP^{*1}) is 0!
- Environmental properties
- Performance
- Economic efficiency



^{*1} ODP (Ozone-Depleting Potential): This is the relative value indicating the impact of ozone-depleting substances per unit weight if they are emitted into the atmosphere when CFC-11 (trichlorofluoromethane, CCl3F) is considered to be 1.0.

^{*2} GWP (Global-Warming Potential): This is the number that indicates the global warming capability of other greenhouse gases with reference to carbon dioxide as the standard. This is the estimated integration value, which is indicated as a ratio to CO₂, of the radiant energy given to the earth (i.e., impact on global warming).



Our Pioneering Efforts Make Green Future

Approach to new energy efficiency standard Fujitsu General following the EU climate action plan 20/20/20 by 2020.

20% Less Primary Energy Use

Fujitsu General products with high efficiency and therefore low electricity

20% Less CO₂ Emissions

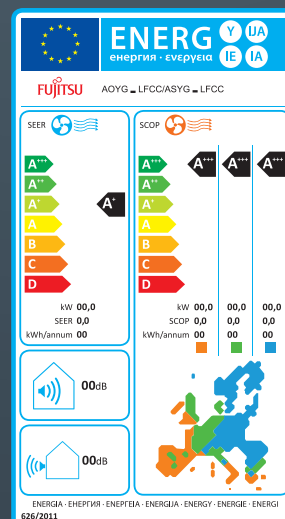
Fujitsu General products sharply following the F-gas regulation 842/2006/EC

20% Share of Renewable Energy

Fujitsu General promoting air sourced heat pumps as renewable energy source heating systems

New Energy Labelling Requirement 626/2011/EU:

Our Air Conditioners have reached the "Class A" ranking, the highest energy efficiency level that is now shown on energy labels in Europe.



SEER (Cooling mode)	SEER Range	SCOP (Heating mode)	SCOP Range
A ⁺⁺⁺	SEER ≥ 8.50	SCOP ≥ 5.10	SCOP ≥ 5.10
A ⁺⁺	6.10 ≤ SEER < 8.50	4.60 ≤ SCOP < 5.10	4.60 ≤ SCOP < 5.10
A ⁺	5.60 ≤ SEER < 6.10	4.00 ≤ SCOP < 4.60	4.00 ≤ SCOP < 4.60
A	5.10 ≤ SEER < 5.60	3.40 ≤ SCOP < 4.00	3.40 ≤ SCOP < 4.00
B	4.60 ≤ SEER < 5.10	3.10 ≤ SCOP < 3.40	3.10 ≤ SCOP < 3.40
C	4.10 ≤ SEER < 4.60	2.80 ≤ SCOP < 3.10	2.80 ≤ SCOP < 3.10
D	3.60 ≤ SEER < 4.10	2.50 ≤ SCOP < 2.80	2.50 ≤ SCOP < 2.80
E	3.10 ≤ SEER < 3.60	2.20 ≤ SCOP < 2.50	2.20 ≤ SCOP < 2.50
F	2.60 ≤ SEER < 3.10	1.90 ≤ SCOP < 2.20	1.90 ≤ SCOP < 2.20
G	SEER < 2.60	SCOP < 1.90	SCOP < 1.90



HISTORY

1936 Established as Yaou Shouten Ltd.

Overseas Air Conditioning Business since 1971



1960

Air conditioning business starts.
Japan-domestic business starts.

1971

Air conditioner exports to Middle East.



1977: "Super Power, Super Quiet" series
1982: Window type 3 Super series

ALIX series

1985: Large wall mounted and multi air conditioner introduced.



For LIGHT COMMERCIAL

2004

Standalone type small VRF AIRSTAGE™ J series is released.
2011: High energy saving type AIRSTAGE™ J-II series is released.
2014: Small & lightweight outdoor unit AIRSTAGE™ J-IIS that has improved easy installation with a single fan is released.



AIRSTAGE J-IIS



For COMMERCIAL

2001

AIRSTAGE™ series is released. VRF air conditioners for large-sized buildings.
2006: VRF Heat Pump type Max. 42 HP AIRSTAGE™ V series is released.
2009: Heat Pump Modular type Max. 48 HP AIRSTAGE™ V-II series is released.



For RESIDENTIAL

World First Advanced Technology

1991

Air conditioner with the world's first lambda heat exchanger



1994

Air conditioner with the world's first power diffuser



2002 **nocria™**

Air conditioner with the world's first automatic self-cleaning filter system



Manufacturing Company Establishment

1955: Headquarters in Kawasaki
1964: Electronic components factory in Ichinoseki



1977: Air conditioner manufacturing company in Hamamatsu (now Hamamatsu business office.)

1991: Air conditioner manufacturing company in Thailand.

1994: Air conditioner manufacturing company in Shanghai, China.

1998: Air conditioner motor manufacturing company in Thailand.

Sales Company Establishment



Fujitsu General (EURO) GmbH



Fujitsu General (U.K.) Co., Ltd. (U.K.)

1976: North America sales company

1977: Europe sales company (UK)

1978: Australia sales company / Europe sales company (Germany)

1980: Brazil sales company

1997: Asia sales company (Singapore)

1998: Middle East sales company (UAE) / New Zealand sales company

2018

2016: Small VRF AIRSTAGE™ J-III that has advanced energy saving and easy installation is released.

AIRSTAGE J-III



2017

New small VRF AIRSTAGE™ J-III L suitable for diverse light commercial properties is released.

AIRSTAGE J-III L



2012: Heat Recovery Modular type Max. 48 HP

AIRSTAGE VR-II



2014-2015:

Heat pump modular type AIRSTAGE™ V-III max. 54 HP ideal for large properties is released

AIRSTAGE V-III



NEW

Light commercial model that has advanced space saving and quietness

AIRSTAGE J-III L
14/16 HP models



NEW

Cassette type equipped with new panel to fit the grid ceiling system is added to our lineup.

Stylish & Comfortable Design

2011

Hi-spec Design model

LT Series



LU Series



2015-2016

Cassette Circular Flow is released. Comfortable room air conditioning without airflow feeling



WATERSTAGE™

2009: Air to Water system is released.

2014: Air to Water system Monobloc type Compact series is released.



2017

Flagship Wall Mounted models

R32 Series

KX Series

nocria X



WORLD'S FIRST *4



GOOD DESIGN

2018

Stylish & Compact Wall Mounted models

R32 Series

NEW

KM Series



R32 Series

NEW

KL Series

2006: VRF air conditioner manufacturer, sale, and service company in China.

2007: Air conditioner technology building completed on Main Office group. Air conditioner R&D Center in Kawasaki

2009: Operation of compressor factory begins in Thailand.

2012: Joint venture in Thailand to manufacture compressors

2016: Commercial use air conditioner R&D Center in Thailand



2000: Air conditioner manufacturing and sale technical partnership in India

2002: Taiwan sales company

2006: China sales company

2016: THE AIRSTAGE on Broadway in New York



NEW

High capacity models that increase heating efficiency are added to our lineup.

WATERSTAGE™

15/17 kW models

*3. Announced 2002. In room air conditioner for the home (our company's investigation) *4: Announced 2012. In room air conditioner for the home (Our company's investigation)



WORLD WIDE LOCATIONS

Promoting Globalization from a global perspective while emphasizing the actual local situation in the field under the aim of advancing our five-base system (Europe, Middle East, Asia & Oceania, Americas, and Japan)



JAPAN Head Office

• Air conditioner solution center
"THE AIRSTAGE" in Manhattan, New York

• Fujitsu General America, Inc.

• Fujitsu General Do Brasil Ltda.

13 Overseas Sales Companies



Fujitsu General Orient
International Electronics Sales
(Shanghai) Co., Ltd. (China)



Fujitsu General (Taiwan) Co., Ltd.



Fujitsu General (Thailand) Co., Ltd.
Bangkok Office



Fujitsu General (Asia) PTE. Ltd.
(Singapore)



Fujitsu General (EURO) GmbH



Fujitsu General (U.K.) Co., Ltd. (U.K.)



Fujitsu General Air Conditioning
(UK) Limited



- Fujitsu General Air Conditioning (UK) Limited
- Fujitsu General (U.K.) Co., Limited

- Fujitsu General (Euro) GmbH

- Fujitsu General Central Air-conditioner (Wuxi) Co., Ltd.

- Fujitsu General Limited

- Fujitsu General Orient International Electronics Sales (Shanghai) Co., Ltd.

- Fujitsu General (Taiwan) Co., Ltd.

- Fujitsu General (Aust.) Pty Limited

- Fujitsu General New Zealand Limited

- Fujitsu General (Middle East) FZE

- Fujitsu General (Asia) Pte. Ltd.



Fujitsu General (Aust.) Pty Ltd. (Australia)



Fujitsu General New Zealand Ltd. (New Zealand)



Fujitsu General (Middle East) FZE (U.A.E.)



Fujitsu General Do Brasil Ltda.(Brasil)



Fujitsu General America, Inc.



FUJITSU GENERAL SOLUTION CENTER "THE AIRSTAGE"

OUR MESSAGE



GLOBAL BUSINESS ACTIVITIES

We are engaging in advertising, human resource development, CS activities, and social contribution activities worldwide. These activities have been recognized throughout different regions by the awards we have been honored with.

North/South America



AHR Expo



HVAC trade show in Brasil



Distributor meeting



Call center

Middle East



Distributor meeting



Technical seminar



Training for dealers

Europe



HVAC trade show in Europe countries



HVAC trade show in Europe countries




Presentation & training

International authoritative design awards



"Dealer Design Awards" of "the NEWS"



Gold Award (Category: HVAC & PLUMBING) in Reader's Choice Awards



TOP OF MIND 2016" First prize in "MARCA DE EQUIPAMENTO DE AR-CONDICIONADO" category of "CLIMATIZACAO" division



The iF Product Design Award is given each year by "iF International Forum Design GmbH" for industrial products from around the world.

Oceania



HVAC trade show in Australia

Asia



New Product Presentation Meeting, Sales store awards



FG TAIWAN Entire employee workshop



ACR Show



Charity (Christchurch)



SE training




Service & Maintenance




Call center



The product design competition has existed since 1955. Its award, the "red dot", is an internationally recognized quality seal.



Coolworld Industry Awards
"Most Efficient Air Conditioner"



China State Construction Engineering Luban Prize



Canstar Blue Most Satisfied Customers Award



The Good Design Award is sponsored by the Japan Institute of Design Promotion and is awarded once a year for an item of excellent design.



PROJECT REFERENCE

Our product is popular because of its high quality, energy saving, and easy installation, and so has been installed in a wide range of building types including high-rise office buildings, stores, hotels, public facilities, schools, hospitals and residential.

Fujitsu General's Products have been installed in over 50 countries worldwide.



For LIGHT COMMERCIAL

- 1 Shop in Asia
- 2 Restaurant in Middle East
- 3 Office in Europe
- 4 Hotel in Oceania
- 5 School in U.S.A.
- 6 Hospital in Asia



7



8



9

For COMMERCIAL

- 7 Office in Europe
- 8 Office in Europe
- 9 Hotel in Asia



10



12



11



13

For RESIDENTIAL

- 10 Residential in Europe
- 11 Residential in Europe
- 12 Residential in Oceania
- 13 Residential in Middle East



GLOBAL DEVELOPMENT & PRODUCTION BASES

R&D centers are set up in five countries of Japan, Europe, Asia, China and North America in the world. We pursue the environmental property and comfort to meet each area needs.



5 R&D Center



R&D Center in Fujitsu General (Shanghai)



R&D Center in Fujitsu General Engineering (Thailand)



R&D Center in Fujitsu General (EURO) GmbH (Germany)



R&D Center in Fujitsu General America (U.S.A.)

6 Overseas Manufacturing Companies



Fujitsu General (Shanghai) Co., Ltd.



F.G.L.S. Electric Co., Ltd.



Fujitsu General Central Air-conditioner (Wuxi) Co., Ltd.



FGA (Thailand) Co., Ltd.



Fujitsu General (Thailand) Co., Ltd.
Fujitsu General Engineering (Thailand) Co., Ltd.



TCFG Compressor (Thailand) Co., Ltd.

JAPAN Head Office
R&D Center and 60 m Height Difference
Testing Tower





HIGH QUALITY DEVELOPMENT & PRODUCTION FACILITIES

Fujitsu General is one of Japan's leading manufacturers with an R&D Center in Japan. We provide customers with the highest quality and performance using these facilities.

Advanced Research Facility and Equipment

Performance Testing



Air Volume Measurement Room
Measure air volumes of the air conditioners from compact RAC models to VRF.



Calorimeter
Measure the cooling/heating capacity by measuring the inlet and outlet temperatures, humidity, and air volume of the air conditioner.



Silent Room
Measure the operating sounds of air conditioners with the sound reflection-proof walls and ceiling.

Reliability Testing



Constant Temperature Room
Check on the product performance in cooling/heating operation under the various temperature and humidity conditions.



Practical Test Room
Check on whether the air conditioners performance under the actual house conditions is sustainable.



Shower Test Room
Check on whether the electrical box of the outdoor unit is protected by rain waters with typhoon like wind.

Transportation & Handling



Compressibility testing



Vibration testing

Testing Laboratory

Fujitsu General EMC Laboratory Limited



60 m Height Difference Testing Tower

Objective is to confirm oil circulation of compressor for reliability



ACQUISITION OF ISO 9001 AND ISO 14001

Each of overseas production bases (5 companies) has completed the acquisition of ISO 9001 and ISO 14001 individually. In 2012, overseas sales bases (11 companies) acquired the certification of ISO 14001.



High Product Quality Assurance

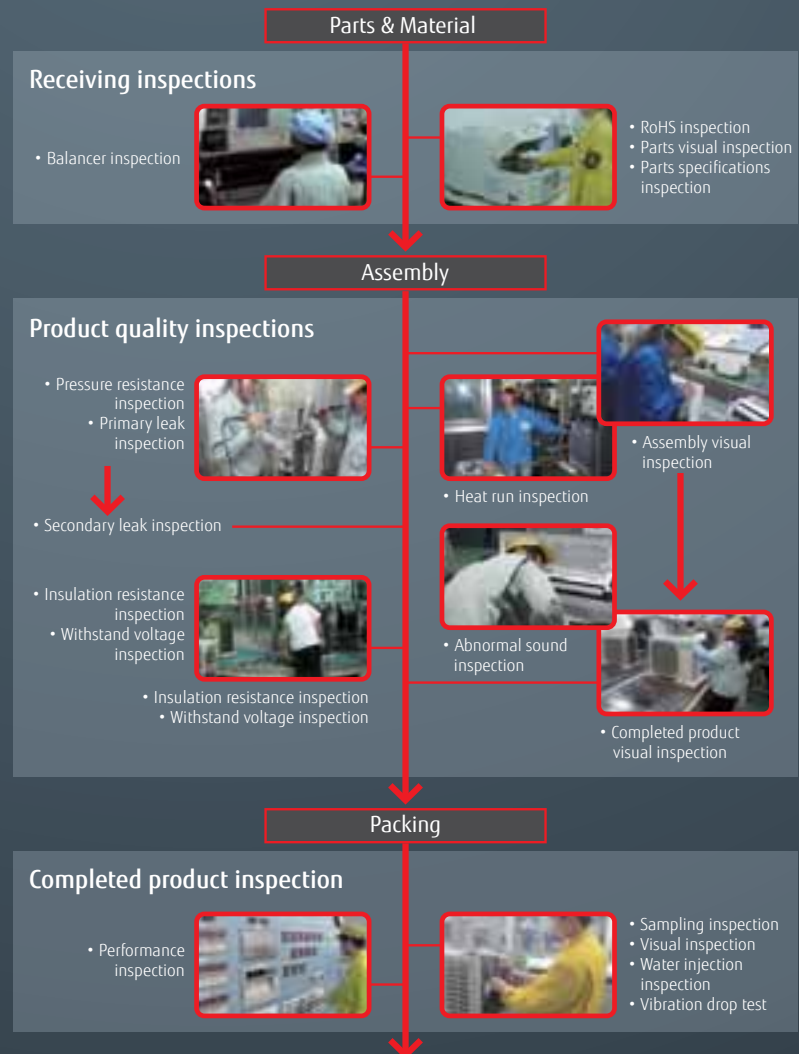
All Fujitsu General factories have acquired ISO 9001, and have built a quality control system common around the world. High quality products are offered to all over the world based on stringent quality inspections.

Receiving inspection

Parts procurement requires a supplier's test report. European regulation RoHS inspection is also performed by special test department in-house. Total number inspection is performed especially on main parts to remove defectives.

Stringent product quality inspection

Stringent quality inspection is carried out at all production processes. High quality is maintained by stringent checks by inspectors and repetitive inspection.




2018 NEW PRODUCTS



Wall Mounted Standard Range Series

High Efficiency & Comfort
Page 060

- 7/9/12/14 class 4 models
- High performance and low noise model with an emphasis on its design
- Slim & stylish square design
- High energy saving
- Comfortable airflow & silent operation



Wall Mounted ECO Range Series

Comfort for Large Room
Page 062

- 18/24 class 2 models
- Narrow width & compact design
- Powerful & economy operation



AIRSTAGE J-III L

14/16 HP models
Page 150

- 14/16 HP 2 models
- For light commercial use outdoor units
- Refrigerant saving design to keep down initial costs
- Quiet design suitable for the noise sensitive properties such as small offices in urban areas



VRF

Indoor Units for VRF

Page 172 - 173

Compact Cassette Grid type

- 04-24 class 7 models
- Compact and stylish panel design
- Flexible installation
- Easy maintenance



Wall Mounted

- 12/14 class 2 models, 2 type (EEV Internal & EEV external)
- High efficient compact design
- More comfort airflow
- Human sensor increases more energy saving
- 6 Fan speed control



WATERSTAGE™



AIR TO WATER

Split type Super High Power Series

15/17 kW models
Page 244

- 15/17 kW class 3 phase 2 models
- Advanced heating capability at low outside temperature
- Enhanced anti-freezing functions in cold areas
- Quiet design against the noise when being operated at night



SOLUTIONS

A casual conversation with a colleague at work

A presentation in a large meeting room

A restaurant you dropped by when going out

Your regular living room

We have a lineup of air conditioners ideal for all these situations – from business to private spaces.

The air conditioners of Fujitsu General can be found in various settings of life.

Target Properties



For LIGHT COMMERCIAL

We offer comfortable and economical air conditioning systems focused on small to medium-sized buildings.

- 028 SHOPS, RESTAURANT
- 030 SMALL OFFICE
- 032 HOTELS
- 034 SCHOOL

Compatible Models

- SPLIT
- SIMULTANEOUS MULTI
- VRF AIRSTAGE™ J-Series



For COMMERCIAL

We provide single and modular type VRF systems designed for high efficiency, comfort, freedom of design, easy installation and high reliability.

- 036 LARGE BUILDING

Compatible Models

- VRF AIRSTAGE™ V-Series



For RESIDENTIAL

We provide smart air conditioning systems with a wide range of control options for comfortable control and convenient use.

- 038 RESIDENCE

Compatible Models

- SPLIT
- MULTI SPLIT




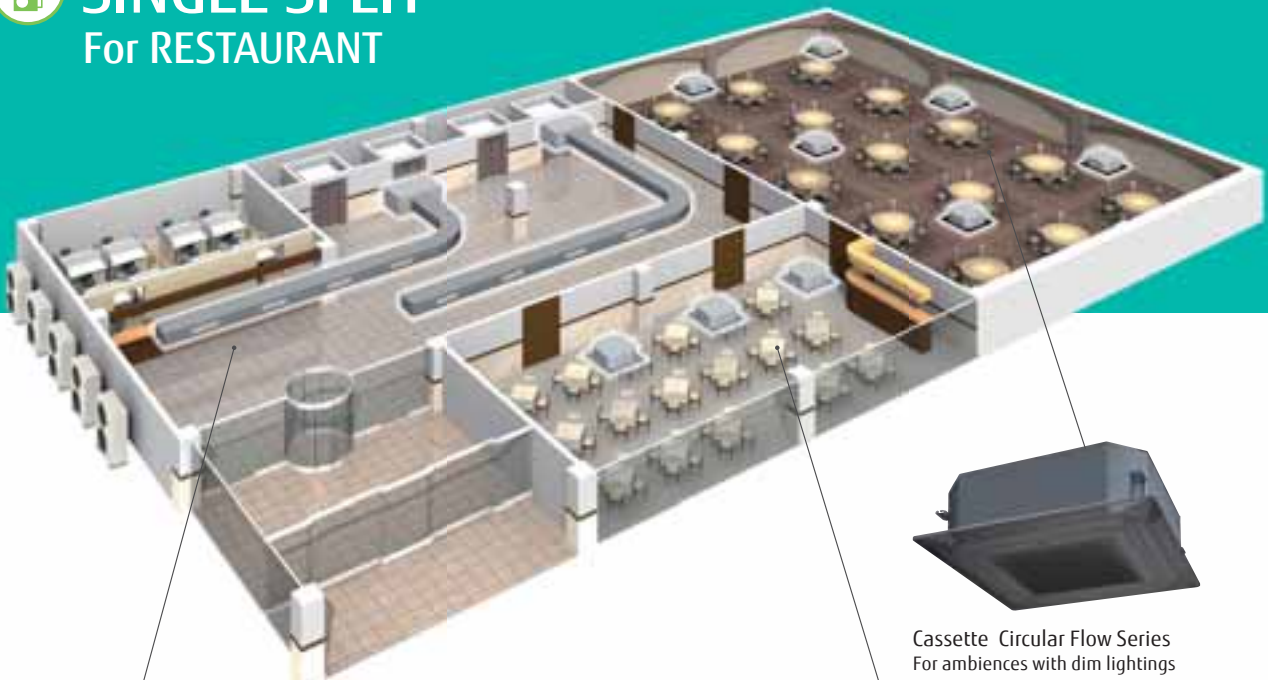
For LIGHT COMMERCIAL

RESTAURANT, SHOPS

Fujitsu General provides perfect total air conditioning systems that offer smooth support by tenant, by purpose and by customer visit frequency in shops and restaurants with multiple lighting and a high density of customers.



SINGLE SPLIT For RESTAURANT



Cassette Circular Flow Series
For ambiances with dim lightings



Cassette Circular Flow Series
For bright interior rooms etc.




Appropriate air conditioning in the atrium space

Appropriate air conditioning of the high ceiling and glass-sided atrium space with a large duct system

 092 Page

Big Duct



Color variations by two panels

Both black and white panels are available for Cassette type. Black panel is suitable for the dark place such as a restaurant with atmosphere. White panel is usually used at bright areas such as offices. (Available to single split and VRF indoor units)

 078 Page



SIMULTANEOUS MULTI For SHOPS



72-90 Simultaneous Multi



Medium Static Pressure Duct



Cassette Compact



Cassette



Floor/Ceiling



Ceiling

Various indoor unit lineup

We provide 5 types of indoor units. You can select them to suit the atmosphere and layout of your shop.

108 Page

Space saving installation

Simultaneous multi type can connect up to four air indoor units. This large capacity model makes large spaces comfortable simultaneously. Furthermore, this is top class compact outdoor unit in the industry.

108 Page

Low outside air temperature cooling air conditioning support

Low outside air temperature cooling operation is necessary in winter in stores with a lot of heat inside. Air conditioning system can be supported flexibility to allow cooling operation at -15°C



For LIGHT COMMERCIAL

SMALL OFFICES

Fujitsu General provides perfect total air conditioning systems that take into account energy saving, low noise, comfortable airflow, small room application and Centralized control for small-sized office buildings with many small rooms.



NEW



J-III

J-IIIIL

J-IIIIL
High capacity model

AIRSTAGE™ J-Series Up to 16 HP by compact outdoor unit


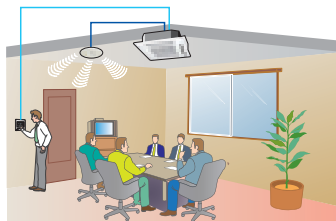
Small VRF system is suitable for the buildings with many small rooms. Max. 40* indoor units can be connected.

*Only J-IIIIL 16 HP model

 138 Page ~

Energy saving solution suitable for meeting rooms and business discussion rooms


When there are no people in the room, save operation starts automatically to prevent unnecessary power consumption by linking up with a human sensor and external input/output kit.



J-IIIIL

Compact and low noise design outdoor unit

This compact outdoor unit doesn't take up much space even if installed in a machine room or on the rooftop. This unit secures enough static pressure even if there are louvers. Low noise operation is possible at nighttime by a low noise mode.




Compact Cassette Grid Type



Centralized control of both air conditioning and ventilation equipment

It is possible to perform centralized control to stop the operation of lighting and ventilation equipment in addition to air conditioners. This is useful in energy saving management over the whole building.

 208 Page

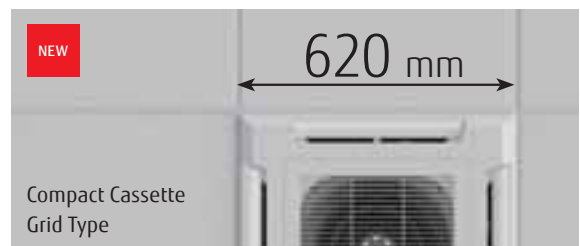


System Controller Lite

New design panels ideal for grid ceiling

We have equipped a new 620 mm square design panel that is ideal for the grid ceiling found in many offices in Europe. Easy installation and finished beauty are enhanced by these new panels.

 172 Page



1.1 kW personal air conditioning

Various range of low capacity 1.1 kW indoor units to suit small rooms or spaces.

 175 Page ~



Wall Mounted



Compact Floor

For LIGHT COMMERCIAL HOTELS

Fujitsu General provides perfect total air conditioning systems that take into account comfort, energy saving, external appearance, safety and easy installation for small low-rise hotels.

AIRSTAGE™

NEW



AIRSTAGE™ J-Series Appearance-oriented compact outdoor unit

Due to the lowest and most compact design in the industry, the appearance of hotel is not damaged even when installed on the building.

138 Page ~




Ventilation of the whole hotel supported

Outdoor air processing is essential in hotel spaces with a high degree of airtightness. The DX-Kit can link up with air conditioners to ensure sufficient ventilation. This system can be expanded.

Large space air conditioning in the reception and lobby

Ultra-large duct type single split system suitable for large spaces with high ceilings

092 Page



184 Page

Guest room air conditioning with excellent comfort, energy saving and easy installation

Space saving

Mini duct type with 198 mm height and 450 mm depth. This can be installed in narrow ceiling space easily.



Mini Duct

 176 Page



Card key switch available

Using the card key prevents you from forgetting to switch off the air conditioner.

Comfortable airflow that switches up and down air directions

The Auto Louver Grille Kit achieves comfortable airflow by adjusting the air direction.



Use of an external connect switch

 219 Page



Auto Louver Grille Kit

 228 Page



System controller

Centralized control of air conditioning in shared spaces

Air conditioning in shared spaces such as lobbies and hallways is controlled centrally. Temperature and operating conditions can be managed without the adjustment by guests.

 208 Page



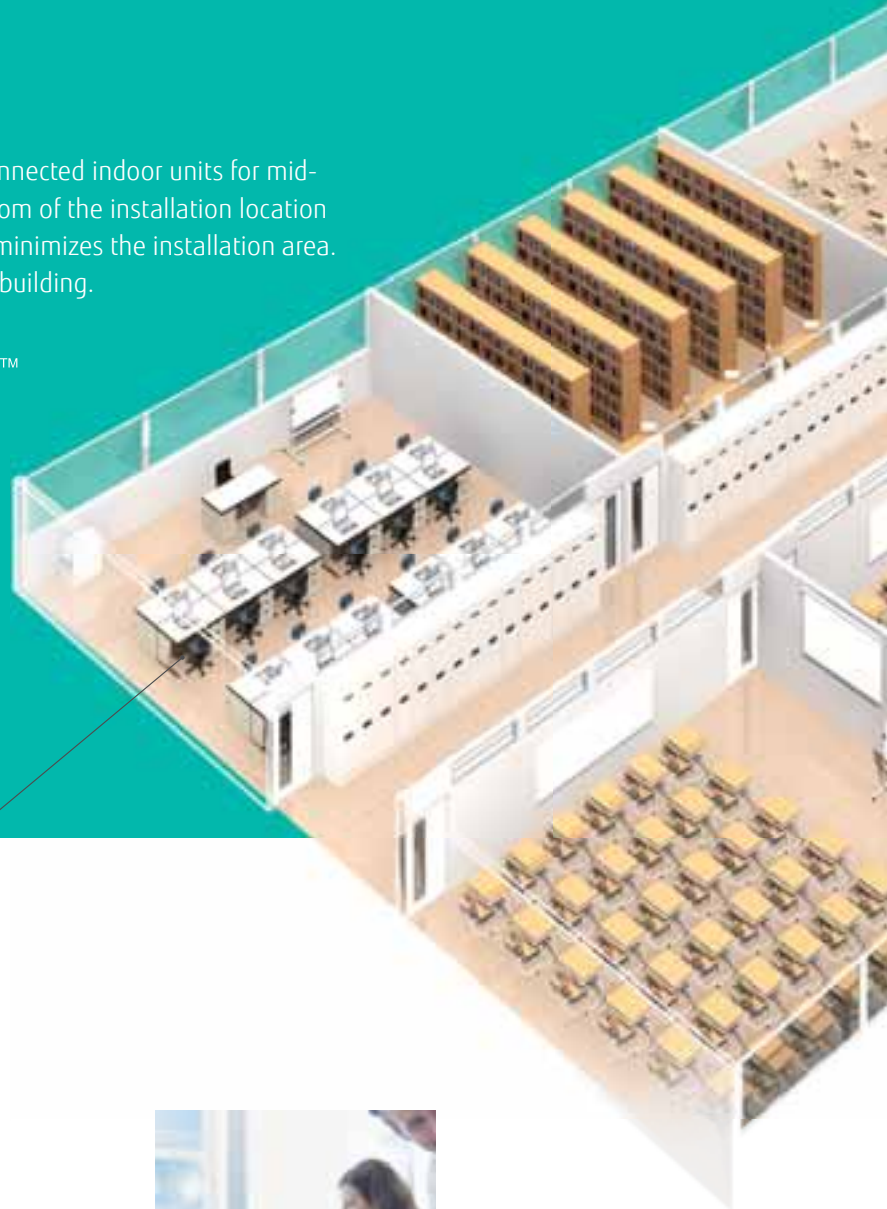
Simple Remote Controller with sophisticated design

Suitable for hotels or offices as it is easily operated with no complex functions. Large LCD screen & simple operation buttons White colored backlight on monitor enable easy operation in dark.

 199 Page

For LIGHT COMMERCIAL SCHOOL

Fujitsu General provides the optimal number of connected indoor units for mid-sized educational institutions. The degree of freedom of the installation location selection is improved with a compact design that minimizes the installation area. Even one outdoor unit can cover the entire school building.



Touch Panel Controller UTY-DTGYZ1

LAN



PC



Router

Wireless LAN

Fixed IP, IP forwarding and open Port required



Tablet PC

Smartphone

iOS, Android and/or Windows

New centralized remote controller with improved operability


Temperature management of each classroom and one week operation control management/settings are supported easily. This controller makes energy saving management possible with upper/lower temperature limit settings and operation prohibited settings.

 204 Page

Control and monitoring

The same management as with the main unit is possible even if you are at your desk. Non-administrators can also operate the air conditioners with a PC, Smartphone or tablet.





Mini Duct



NEW Energy Recovery Ventilator

 180 Page

Various indoor units

We have a lineup of indoor units that can also support complex applications – from normal classrooms to special classrooms and auditoriums. Air conditioners can be also added easily.



Cassette Circular Flow

Comfortable room air conditioning without airflow feeling

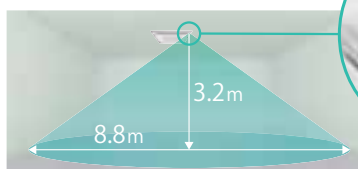
Circular Airflow Cassette blows out in all directions without temperature unevenness



Individual airflow direction control to prevent people from being exposed to airflow



Energy saving operation when there are no people by linking up with human sensor



Human sensor (Option)



For COMMERCIAL

LARGE BUILDING

Fujitsu General provides modular type VRF systems that seek high efficiency, comfort, design freedom, easy installation and reliability for skyscraper buildings.



Abundant lineup suitable to match the operating environment

VRF series lineup to meet various needs such as energy saving-orientated models and models compatible with a high outdoor air temperature of 52°C



Individual air conditioning system for large buildings

Capacities can be expanded up to simultaneous cooling and heating with maximum 48HP. Large individual air conditioning is supported.



AIRSTAGE™ VR-II

Smart and cutting edge design. Extensive lineup from 8 HP to 48 HP in 2 HP increment. Connectable indoor unit capacity ratio up to 150%

8 HP - 48 HP 34 Models

- Space saving combination: 8 HP to 48 HP/21 models
- Energy efficiency combination: 16 HP to 44 HP/13 models

140 Page ~

AIRSTAGE™ V-III

AIRSTAGE™ V-III



8 HP - 54 HP 39 Models

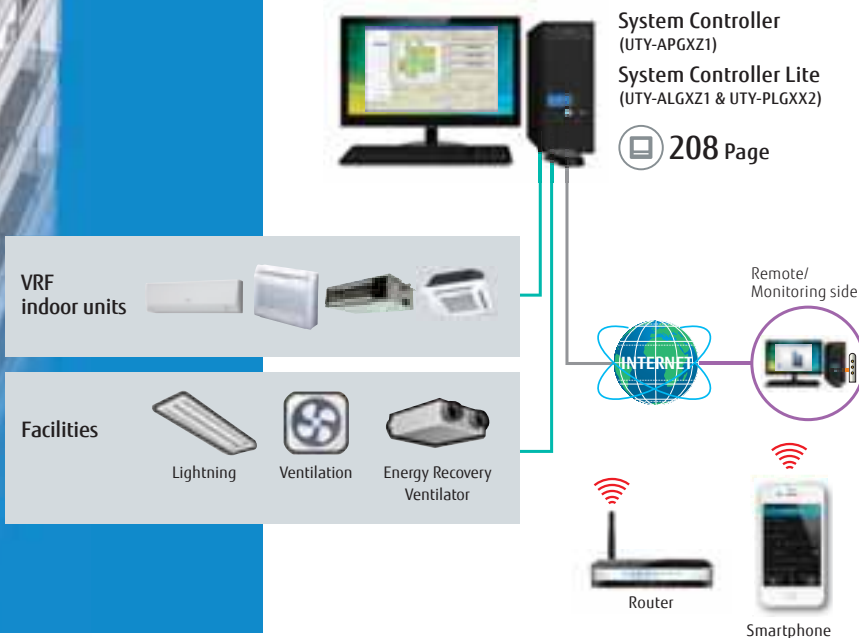
- Space saving combination: 8 HP to 54 HP/24 models
- Energy efficiency combination: 16 HP to 46 HP/ 15 models

140 Page ~



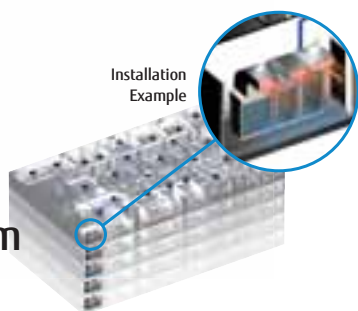
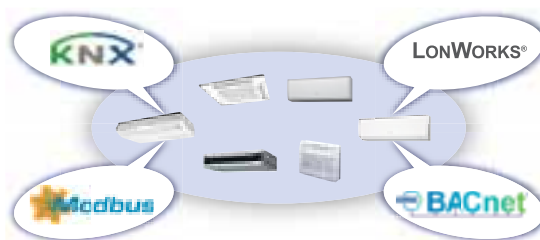
Centralized control

Not only indoor units in the building but also facilities such as ventilation can be controlled easily by anyone.



Link up with a variety of BMS

Centralized control including facilities and equipment in addition to air conditioning is possible by linking up with MODBUS, BACnet, KNX and other various interfaces.



High system flexibility

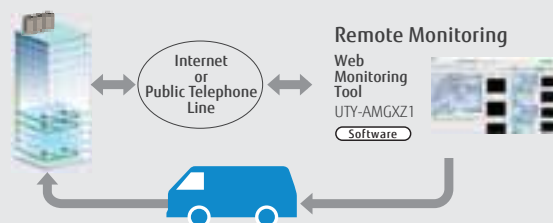
Flexible installation on each floor and installation of diverse indoor units are possible through the industry's top class high static pressure, long piping design and connection capacity.



82* Pa
*: 80Pa for VR-II

Rapid service support

The air conditioning of the entire building can be monitored remotely with Web Monitoring Tool and System Controller. Rapid response for emergency is possible by a self-diagnosis in advance in cooperation with a management company.



For RESIDENTIAL

RESIDENCE For APARTMENT & HOUSE

Fujitsu General provides the products that match spaces and the rhythm of life from living rooms where the whole family relaxes to small rooms such as bedrooms and children's rooms.



For APARTMENT

Various indoor units suitable for the characteristics of each room



For Large Living Room & Dining Room

Advanced Airflow Model

Comfortable in every corner even in large living rooms and unusually shaped rooms



 056 Page



For Master Bed Room or Living Room

Good Design & Silent Model

High performance and low noise model with an emphasis on its design


 058 Page



For Bed Room or Home Office

Standard & ECO Range Series

High performance and compact design model for compact spaces such as bed room or home office.

 060 ~ 063 Page



The new environmentally friendly R32 refrigerant is adopted actively.



Outdoor units suitable for residential environments



Easy Installation

Installation with an emphasis on the interior is possible without overly lowering the ceiling.

 **082** Page



For Small Space

Flexible installation is possible in bedrooms and rooms where you don't want to hang on the wall.


 **094** Page



2-8 Rooms Multi

Lineup of multi type for air conditioning from 2 rooms to 8 rooms with one outdoor unit in apartments where it is difficult to secure space for the installation of outdoor units.

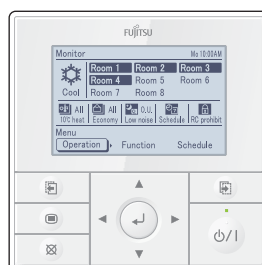
 **046** Page ~ /100 Page ~



Central Remote Controller For 5-6 & 8 Rooms Multi

Up to 8 units can be controlled with a residential home controller. Of course, individual control is also possible.

 **203** Page





PRODUCT LINEUP

SPLIT & MULTI SPLIT

For LIGHT COMMERCIAL & RESIDENTIAL



Energy saving design to provide a comfortable indoor environment while being environment-friendly.

An air conditioner that is people-friendly is also environment friendly. Fujitsu General offers a broad lineup of products from large living rooms to bedrooms and children's rooms.

- 042 SPLIT OVERVIEW
- 044 SPLIT Indoor Units Lineup
- 046 MULTI SPLIT OVERVIEW
- 048 MULTI SPLIT Outdoor Units Lineup
- 050 CORE TECHNOLOGY
- 055 Feature Explanation



SPLIT

Refrigerant type R32 models

- 056 Wall Mounted Flagship Range Series
- 058 Wall Mounted Designer Range Series
 - High Spec & Design
- 060 Wall Mounted Standard Range Series
 - High Efficiency & Comfort
- 062 Wall Mounted ECO Range Series
 - Comfort for Large Room

Refrigerant type R410A models

- 064 Wall Mounted Designer Range Series
 - High Spec & Design
 - High COP
- 068 Wall Mounted Standard Range Series
 - High Efficiency & Comfort
 - Comfort for Large Room
- 074 Wall Mounted ECO Range Series
 - Compact & Comfort
- 076 Compact Cassette 4-way Flow Series
- 078 Cassette Circular Flow Series
- 080 Cassette 4-way Flow Series
- 082 Mini Duct
- 084 Slim Duct
- 086 Medium Static Pressure Duct
- 090 High Static Pressure Duct
- 092 Big Duct
- 094 Floor
- 096 Floor/Ceiling
- 098 Ceiling



MULTI SPLIT

- 100 2 & 3-4 Rooms Multi
- 102 5-6 Rooms Multi
- 104 8 Rooms Multi
- 106 Simultaneous Multi Twin/Triple
- 108 Simultaneous Multi Twin/Triple/Double Twin
- 110 Connectable Indoor Units - Indoor Units Lineup -
- 112 MULTI SPLIT Indoor Units Specifications
- 114 Multi Combination Table
- 134 Feature Summary

SPLIT OVERVIEW

Fujitsu General provides our customers with 6 types and 86 models air conditioning system ideal for various customer applications and layout.



Flagship Range Series 



Designer Range Series 



4-way Flow Series



Circular Flow Series



Slim Duct



Medium Static Pressure Duct



High Static Pressure Duct

Wall Mounted

Installation work is simple and easy for wall mounted type. We have pursued airflow control and energy saving including our dual side fan equipped flagship models. At the same time, their flat and simple designs that match the interior are also attractive. We have a lineup with many models that have adopted the new environmentally friendly R32 refrigerant.



056 Flagship Range Series
nocria™ X

- 058 Designer Range Series
- 060 Standard Range Series
- 062 ECO Range Series

- 064 Designer Range Series
- 068 Standard Range Series
- 074 ECO Range Series

Cassette

Cassette type adapts to the interior. This type blows air in four directions to perform the air conditioning of entire spaces evenly. We have a variety of series including Compact models that have adopted a new design panel to match grid ceilings and Circular Flow models that deliver air in 360° directions.

- 076 Compact 4-way Flow Series
- 078 Circular Flow Series
- 080 4-way Flow Series

Duct

The main unit of this type cannot be seen, so your interior will feel clear. We have Mini Duct and Slim Duct models available to also enable installation in narrow spaces in beams or above the ceiling. For a large model suitable for air conditioning vast spaces, multiple outlets can be installed by only one unit. Therefore, these models are recommended for unusual room layout.

- 082 Mini Duct
- 084 Slim Duct
- 086 Medium Static Pressure Duct
- 090 High Static Pressure Duct
- 092 Big Duct



056 Page ~



076 Page ~



082 Page ~



For ceiling installation



Floor

Floor type with compact and slim design is suitable for installation in both residential and commercial. This model is recommended as heating device because it blows warm airflow from both above and below outlets.



Installation under window is available.

Floor/Ceiling

Two types of installation method – floor installation and ceiling installation – can be selected. This model has a compact design with a width of 990 mm and a depth of just 199 mm (ceiling installation: height). This means they can handle various installation conditions.





























For floor installation

Ceiling

Installation work is as easy as with wall mounted type. This model can be installed neatly because it has a thin design with a height of 240 mm. It delivers a powerful wind far away from a wide outlet. Therefore, this model is ideal for oblong rooms such as large meeting rooms and audiovisual rooms with depth.

SPLIT Indoor Units Lineup

Type	Series	Refrigerant	Model	BTU			
				7	9	12	
Wall Mounted Page 056~	Flagship Range Series nocria X		 ASYG--KXCA		● 09	● 12	
	Designer Range Series High Spec & Design		 ASYG--KGTA	● 07	● 09	● 12	
	Standard Range Series High Efficiency & Comfort		 ASYG--KMTA NEW	● 07*	● 09*	● 12*	
	ECO Range Series Comfort for Large Room		 ASYG--KLCA NEW				
	Designer Range Series High Spec & Design	R410A	 ASYG--LTCA		● 09	● 12	
	Designer Range Series High COP		 ASYG--LUCA	● 07	● 09	● 12	
	Standard Range Series High Efficiency & Comfort		 ASYG--LMCE	● 07	● 09	● 12	
	Standard Range Series Comfort for Large Room		 ASYG--LFCA, LFCC				
			 ASYG--LMTA				
	ECO Range Series Compact & Comfort		 ASYG--LLCE	● 07	● 09	● 12	
Cassette Page 076~	Compact 4-way Flow Series Compact & Comfort		R410A	 AUYG--LVLB, LVLA			● 12LVLB
	Circular Flow Series Comfort for Large Room			 AUXG--LRLB			
	4-way Flow Series Comfort for Large Room	 AUYG--LRLE, LRLA					
Duct Page 082~	Mini Duct	R410A	 ARYG--LSLAP			● 12*	
	Slim Duct		 ARYG--LLTB			● 12	
	Medium Static Pressure Duct Compact & Comfort		 ARYG--LHTBP			● 12	
	Medium Static Pressure Duct Standard		 ARYG--LMLA, LMLE				
	High Static Pressure Duct		 ARYG--LHTA				
	Big Duct		 ARYG--LHTA				
Floor Compact & Comfort Page 094	R410A	 AGYG--LVCA		● 09	● 12		
Floor/Ceiling Comfort & Dual Design Page 096	R410A	 ABYG--LVTB, LVTA					
Ceiling Comfort for Large Room Page 098	R410A	 ABYG--LRTE, LRTA					



FUJITSU GENERAL (Euro) GmbH participates in the ECP programme for AIR CONDITIONERS. Check ongoing validity of certificate: www.eurovent-certification.com
* Models so marked are not ECC certified.

BTU									
14	18	24	30	36	45	54	60	72	90
● 14									
● 14*									
	● 18*	● 24*							
● 14									
● 14									
	● 18LFCA	● 24LFCC	● 30LFCA						
			● 30	● 36					
● 14VLVB	● 18VLVB	● 24LVLA							
	● 18	● 24	● 30	● 36	● 45	● 54			
			● 30LRLE	● 36LRLE 36LRLA	● 45LRLA	● 54LRLA			
● 14*	● 18*								
● 14	● 18								
● 14	● 18	● 24	● 30	● 36	● 45	● 54			
		● 24LMLA	● 30LMLE	● 36LMLE 36LMLA	● 45LMLA				
					● 45	● 54	● 60		
								● 72*	● 90*
● 14									
	● 18	● 24							
			● 30LRTE	● 36LRTE 36LRTA	● 45LRTA	● 54LRTA			

MULTI SPLIT OVERVIEW

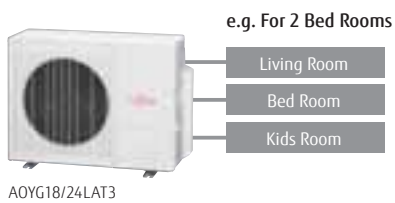
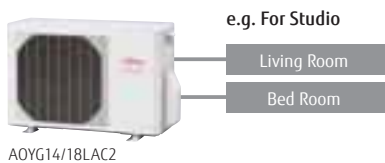
Space-saving multi outdoor units can connect up to 8 indoor units in multiple rooms.

2-8 Rooms Multi




2-8 Rooms Multi type is recommended for situations that require air conditioning in multiple rooms such as in family house or offices. It can operate a minimum of 2 units to a maximum of 8 units. and for Central Remote Controller, only one remote controller can control the indoor unit operating schedule of each room and set the energy saving. Due to space - saving outdoor unit enables installation on balcony or under a waist-high window.

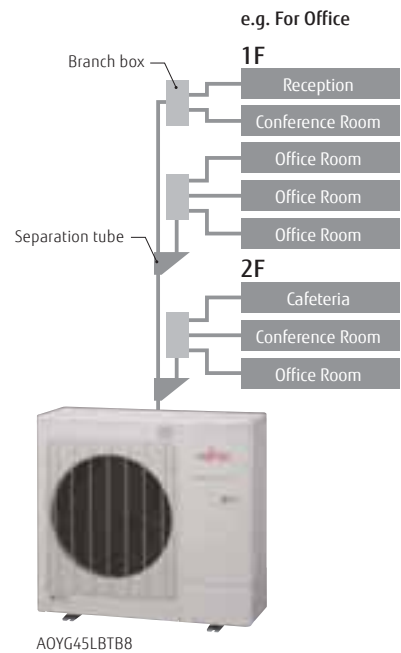
2 & 3-4 Rooms Multi




5-6 Rooms Multi



8 Rooms Multi






Simultaneous Multi



Simultaneous Multi type is recommended for situations where multiple indoor units need to be operated simultaneously such as for small building for small office building entrance, meeting room, educational facility hall, and other large spaces. Up to 4 indoor units can be operated simultaneously. This type is suitable for office spaces with large areas and properties with unusual floor layout.

Twin/Triple


e.g. For Small Office



AOYG54LATT

Twin/Triple/Double Twin

e.g. For Entrance Floor



AOYG90LRLA

MULTI SPLIT Outdoor Units Lineup



		Model code	14	18
		Cooling rated capacity(kW)	4	5
2 & 3-4 Rooms Multi Page 100	2 Rooms Multi Up to 2 units	 Outdoor unit	● AOYG 14LAC2	● AOYG 18LAC2
	3 Rooms Multi Up to 3 units	 Outdoor unit		● AOYG 18LAT3*
	4 Rooms Multi Up to 4 units	 Outdoor unit		
5-6 Rooms Multi Page 102	5 Rooms Multi Up to 5 units	 Outdoor unit		
	6 Rooms Multi Up to 6 units	 Outdoor unit		
8 Rooms Multi Up to 8 units Page 104	 Outdoor unit			
Simultaneous Multi Page 106 ~	Twin/Triple Single phase	 Outdoor unit		
	Twin/Triple 3 phase	 Outdoor unit		
	Twin/Triple/ Double Twin 3 phase	 Outdoor unit		

• All model refrigerant types are R410A.

Note: 1. 2 Rooms Multi: Connectable indoor units are 2 units.
AOYG14LAC2: Total capacity of indoor units connected must be between 4.0 kW and 6.0 kW.
AOYG18LAC2: Total capacity of indoor units connected must be between 4.0 kW and 7.0 kW.

2. 3 Rooms Multi: Connectable indoor units are 2 to 3 units.
AOYG18LAT3: Total capacity of indoor units connected must be between 4.0 kW and 8.5 kW.
AOYG24LAT3: Total capacity of indoor units connected must be between 4.0 kW and 10.5 kW.

3. 4 Rooms Multi: Connectable indoor units are 3 to 4 units.
AOYG30LAT4: Total capacity of indoor units connected must be between 7.5 kW and 14.0 kW.

4. 5 Rooms Multi: Connectable indoor units are 2 to 5 units
AOYG36LBA5: Total capacity of indoor units connected must be between 7.5 kW and 15.5 kW.

5. 6 Rooms Multi: Connectable indoor units are 2 to 6 units
AOYG45LBA6: Total capacity of indoor units connected must be between 9.5 kW and 18.0 kW.

6. 8 Rooms Multi: Connectable indoor units are 2 to 8 units
AOYG45LBT8: Total capacity of indoor units connected must be between 11.0 kW and 18.0 kW.



FUJITSU GENERAL (Euro) GmbH participates in the ECP programme for AIR CONDITIONERS. Check ongoing validity of certificate: www.eurovent-certification.com
* Models so marked are not ECC certified.

24	30	36	45		54	72	90
6.8	8	10	12.5	14	14	19	22
● AOYG 24LAT3*							
	● AOYG 30LAT4*						
		● AOYG 36LBLA5*					
			● AOYG 45LBLA6*				
				● AOYG 45LBT8*			
		● AOYG 36LBTB	● AOYG 45LBTB*1		● AOYG 54LBTB*2		
		● AOYG 36LATT	● AOYG 45LATT		● AOYG 54LATT		
						● AOYG 72LRLA	● AOYG 90LRLA

Cooling rated capacity: *1: 12.1 kW *2: 13.3 kW

CORE TECHNOLOGY

For SPLIT & MULTI SPLIT

High Efficiency



Optimized Inverter Control



V-PAM (Vector + I-PAM) inverter control

V-PAM inverter control reduces the effects of magnetic flux and increases the maximum speed and efficiency of the compressor by vector control technology. With this technology, further miniaturization, higher efficiency, and better performance are attained.



i-PAM (IPM*+PAM) inverter control

i-PAM inverter control is a technology which reduces loss by adjusting the current waveform to a better sine waveform. This promotes the effective use of the input power supply to attain high performance.

IPM*: Intelligent Power Module



All DC Inverter Technology



DC twin rotary compressor

The high efficiency DC inverter type "2-cylinder rotary compressor" is used for our product ranges. It has achieved higher energy efficiency compared with similar compressors by optimizing the structure inside the compressor.

DC fan motor

DC fan motor produces high power, wide operation range, and high efficiency.

Sine-wave DC inverter control

High efficiency operation is realized by using a sine wave DC inverter control.

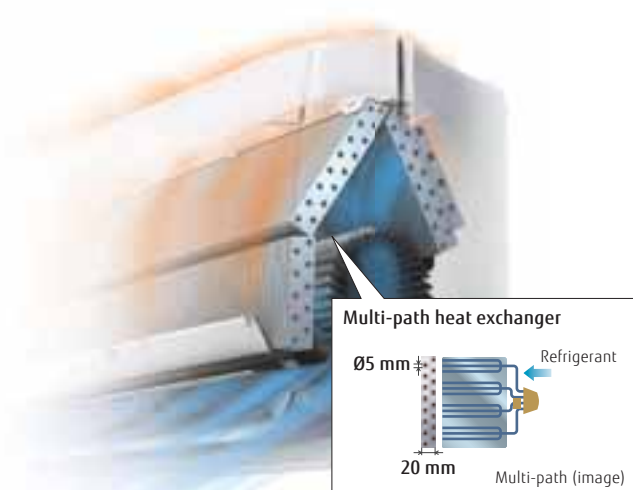
Heat Exchanger

High density multi-path heat exchanger

Heat exchange performance is substantially improved by thin and high-density heat exchanger and multi-path efficiency technology.

High performance sub-cool heat exchanger

Higher performance achieved by mounting of counter type bypass circuit. (Large multi type, VRF)





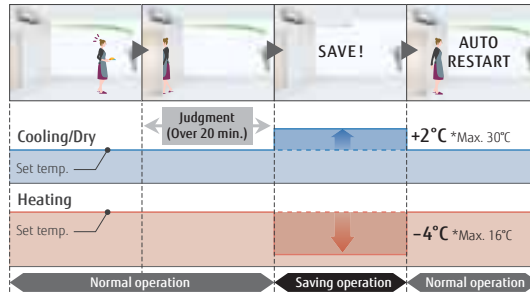
High Energy Saving



Human sensor control

Human sensor catches movements of people in a room, and operates with lower capacity when people leave the room.

When people come back to the room, it automatically returns to the previous operating mode.



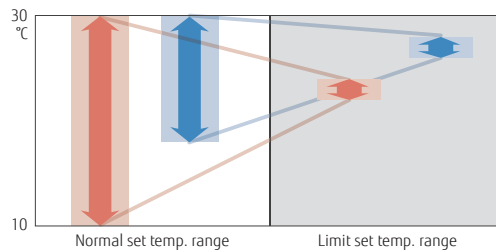
Economy operation

Limits the maximum operation current, and the power consumption is cut down and the maximum load is suppressed.



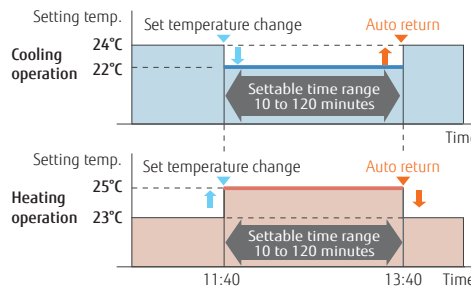
Room temperature set point limitation

The minimum and maximum temperature range can be set giving further energy saving while considering the comfort of the occupants.



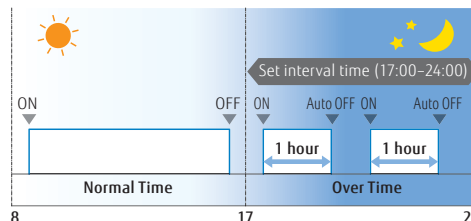
Set temperature auto return

- The setting temperature automatically returns to the previous setting temperature.
- The time range in which the set temperature can be changed is 10 to 120 minutes.



Auto-off timer

- The indoor unit is turned off automatically when it reaches to the preset operating time frame.
- The time frame of the "Auto off timer" can be flexibly scheduled.
- Off time can be set from 30 to 240 minutes.



More Comfort



Powerful heating

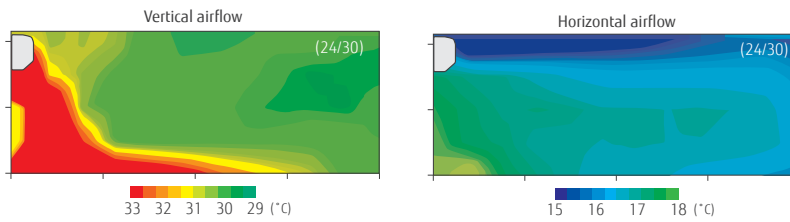
High heating capacity is realized even at low outdoor temperature by mounting a large heat exchanger or large DC rotary compressor and developing high performance inverter PCB





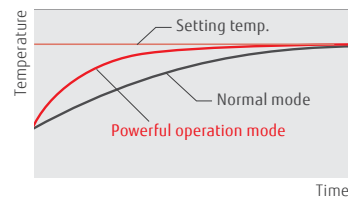
Power diffuser

Precision wind direction control is realized and ventilation efficiency is also improved by 3 technologies. Our airflow control makes your environment more comfortable.



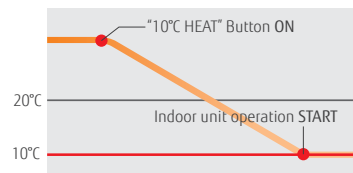
Powerful operation

Continuous operation by maximum airflow and maximum compressor speed after a certain period of time allows the temperature to reach the setting temp. quickly.



10°C Heat operation

When you leave, minimum heating operation is performed to maintain the room temperature. (Maintained at 10°C)



Uniform air conditioning

Circular airflow to achieve uniform air conditioning without temperature unevenness in workspaces






Quiet and Comfort Control

Low Noise Technology


Outdoor unit Fan

Outdoor unit fan design with little separation vortex, fan control to minimize the air volume and top class low noise



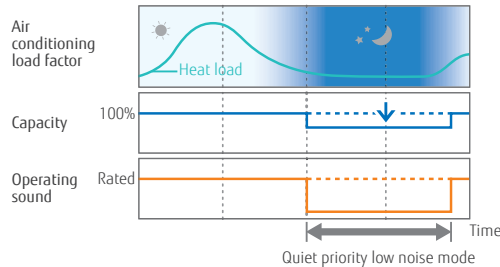
Air Stabilizer in Duct

Low noise duct structure with a built-in air stabilizer



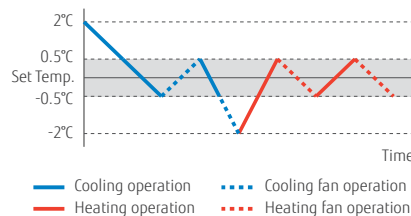
Outdoor unit low noise operation

Users can choose low noise levels, depending on the installation environment. The operation time can be set using the timer.



Auto-changeover function

At Auto setting, the cooling/heating mode is automatically switched according to the set temperature and room temperature.



Fresh air intake

Fresh air can be taken in by a fan which can be connected using external control unit.



Fresh Air Intake kit

Feature Explanation



Energy Saving Function

- Dual side fans**
The comfortable space can be created with Hybrid Airflow, which combines different temperatures of air current and velocities.
- Economy mode**
Thermostat setting automatically changes according to the temperature to avoid unnecessary cooling and heating.

- Save human sensor**
Human sensor detects the movement of people in the room and judges whether the energy saving operation.
- Room temperature set point limitation**
The minimum and maximum temperature range can be set giving further energy saving while considering the comfort of the occupants.

- Save & Stop human sensor**
Human sensor (option) detects movement of people in the room and decides whether to save energy or stop the unit.
- Set temperature auto return**
The setting temperature automatically returns to the previously set temperature.

Comfortable Function

- Powerful heating**
Keeping the rated heating capacity even when the outdoor ambient temperature is -7°C.
- Powerful mode**
Operation at maximum air flow and compressor speed, and quickly makes the room comfortable.
- Auto-changeover**
The unit automatically switches between heating and cooling modes based on your temperature setting and the room temperature.
- Automatic fan speed**
The micro-computer automatically adjusts the airflow effectively to follow the changes of room temperature.
- Fresh air intake**
Fresh air can be taken in by a fan which can be connected using external control unit.

- Power diffuser**
An additional louver that opens based on monitoring sensors to quickly enhance immediate comfort needs.
- 10°C HEAT operation**
The room temperature can be set to go no lower than 10°C, thus ensuring that the room does not get too cold when not occupied.
- Up/down swing flaps**
The up/down flaps automatically swing up and down.
- Auto restart**
In the event of a temporary power failure, the air conditioner will automatically restart in the same operating mode as before, once power supply is restored.
- Connectable distributing duct**
Systems are capable of attaching locally purchased branch ducts distributing the airflow.

- Server room operation**
Interlock operation is possible by connecting 2 indoor units even in the low temperature.
- Low noise mode**
Sound noise level of outdoor unit can be selected.
- Double swing automatic**
Complex swing action of flaps enables automatically to swing both horizontal and vertical directions.
- Connectable fresh air duct**
Outside air can be introduced by attaching locally purchased duct to fresh air knockout and optional part.
- Individual airflow direction control**
Each louver of 4-way Cassette type can be controlled individually and provides comfortable airflow.

Convenient Function

- Auto off timer**
Automatically stops operation when a fixed time has elapsed from the start of operation.
- Weekly timer**
Different ON-OFF times can be set for each day.
- External error output**

- Sleep timer**
The micro-computer gradually changes the room temperature automatically to afford a comfortable night's sleep.
- Weekly + setback timer**
Weekly + Setback timer can set temperature for two times spans and for each day of the week.
- External ON/OFF input**

- Program timer**
This digital timer allows selection of one of four options: ON, OFF, ON + OFF or OFF + ON.
- Filter sign**
Indicates the filter cleaning period by lamp.
- Wireless LAN control**
The exclusive Wi-Fi adaptor enables to operate the air conditioner by smartphone or tablet PC from outside.

Clean Function

- Plasma air clean**
The electrostatic precipitator removes dust particles such as pollens and house dust. It is washable and can be always maintained clean.
- Apple-catechin filter**
The Apple-catechin filter uses static electricity to clean fine particles and dust in the air.

- Filter auto clean**
The dust collected by the air filter is automatically removed. A routine disposal of the dust stored in the dust box is necessary.
- Long life filter**

- Ion deodorization filter**
The filter deodorizes by powerfully decomposing absorbed odors using the oxidizing and reducing effects of ions generated by the ultra-fine-particle ceramic.
- Washable panel**
Since the front panel is easy to remove, maintenance is also easy.

Installation

- Automatic airflow adjustment**
Automatically detects required airflow in each application case and adjusts the volume.

- Drain pump as standard**

- Blue fin**

ALL DC All DC models

i-PAM i-PAM control models
i-PAM inverter control is a technology which reduces loss by adjusting the current waveform to a better sine waveform.

V-PAM V-PAM control models
V-PAM inverter control reduces the effects of magnetic flux and increases the maximum speed and efficiency of the compressor by vector control technology.

PRODUCT LINEUP: SPLIT

Wall Mounted
Flagship Range



nocria™ X



Comfortable airflow control to prevent the body from being exposed to airflow



The comfortable space can be created with Hybrid Airflow, which combines different temperatures of air current and velocities.



*1: Announced 2012. In room air conditioner for the home (Our company's investigation)

Filter Auto Clean



Dust on the filter is automatically removed to prevent power from being wasted by the clogged filter.



*2: Announced 2002. In room air conditioner for the home (our company's investigation)

Plasma Air Clean

Air is cleaned with an electric dust collecting technology. Pollen, house dust and other tiny pollutants are collected and removed with static electricity.



Human Sensor

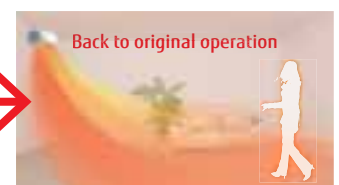
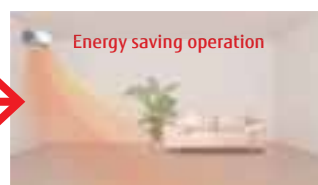

The Human sensor detects movement of people in a room and operates at reduced capacity when people leave the room. When people return to the room, the system automatically returns to the previous room settings.



SEER 8.5^{*3}

SCOP 5.1^{*3}

*3: All classes



Model: ASYG09KXCA / ASYG12KXCA



Wireless R.C.



Wireless LAN Interface



DUAL BLASTER

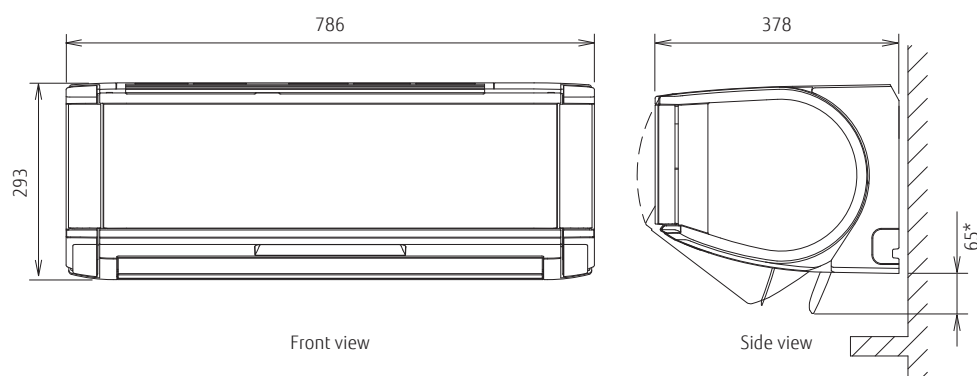


Specifications

Model No.	Indoor unit		ASYG09KXCA		ASYG12KXCA	
	Outdoor unit		AOYG09KXCA		AOYG12KXCA	
Power Source			Single-phase, ~230V, 50Hz			
Capacity	Cooling	kW	2.5 (0.6-3.5)		3.4 (0.6-5.3)	
	Heating		3.6 (0.6-7.1)		5.0 (0.6-9.0)	
Input Power	Cooling/Heating	kW	0.460/0.630		0.670/1.020	
EER	Cooling	W/W	5.45		5.09	
COP	Heating		5.72		4.90	
Pdesign	Cooling/Heating(-10°C)	kW	2.5/3.4		3.4/3.5	
SEER	Cooling	W/W	8.50		8.50	
SCOP	Heating (Average)		5.10		5.10	
Energy Efficiency Class	Cooling	A+++		A+++		
	Heating (Average)	A+++		A+++		
Max. Operating Current	Cooling/Heating	A	8.5/14.0		9.0/16.0	
Annual Energy Consumption	Cooling	kWh/a	103		140	
	Heating		934		961	
Moisture Removal		l/h	1.1		1.2	
Sound Pressure Level	Indoor (Cooling)	H/M/L/Q	46/42/38/28		46/42/38/28	
	Indoor (Heating)	H/M/L/Q	48/43/39/30		48/43/39/30	
	Outdoor(Cooling/Heating)	High	40/41		44/43	
Sound Power Level	Indoor(Cooling/Heating)	High	58/62		58/62	
	Outdoor(Cooling/Heating)	High	53/57		57/57	
Airflow Rate	Indoor / Outdoor (Cooling)	High	670/1,975		670/2,230	
	Indoor / Outdoor (Heating)		810/1,820		810/1,975	
Net Dimensions H x W x D Weight	Indoor	mm	293×786×378			
		kg(lbs)	20 (44)			
	Outdoor	mm	704×820×315			
		kg(lbs)	41 (90)			
Connection Pipe Diameter (Liquid / Gas)			6.35/9.52			
Drain hose Diameter (I.D./O.D.)			13.8 / 15.8 to 16.7			
Max Pipe Length (Pre-Charge)			15 (15)			
Max Height Difference			10			
Operation Range	Cooling	°CDB	-10 to 43			
	Heating		-15 to 24			
Refrigerant	Type (Global Warming Potential)			R32 (675)		
	Charge	kg(CO2eq-T)	1.30 (0.9)			

Dimensions

(Unit : mm)



*Dimensions in case of air flowing downward

Wall Mounted Designer Range

High Spec & Design



High energy saving

Top class high efficiency is achieved by high efficient lamda heat exchanger, large cross flow fan and new refrigerant.


Rank **A+++** ^{*1}

SEER **8.5** ^{*1} SCOP **5.1** ^{*1}

*1: 07, 09, 12 class

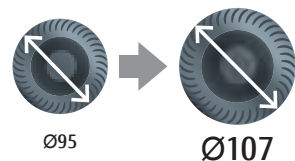
Hybrid-heat exchanger

The heat exchange efficiency has been significantly improved with the large hybrid heat exchanger, attaining the top-level SEER and SCOP.




Ø107 Large cross-flow fan

With the large-diameter fan, efficient air volume can be obtained at low power.



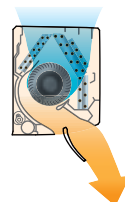
Human sensor

Human sensor catches movements of people in a room, and operates with lower capacity when people leave the room. When people come back to the room, it automatically returns to previous operating mode.



Comfortable airflow & Silent operation

The big louver and the new air blowing structure have attained a comfortable air flow that spreads wider to user's feet and silent operation.



19dB(A)
(07/09/12)
Only cooling
14 model is 20dB(A)

Smartphone Control (Option)

Easy air conditioner control from inside or outside the house and office using the Smartphones, Tablets, and PC.



Wireless LAN Interface

The exclusive Wi-Fi adaptor enables to operate the air conditioner by smartphone or tablet PC from outside.

Model: ASYG07KGTA / ASYG09KGTA / ASYG12KGTA / ASYG14KGTA



Wireless R.C.



Specifications

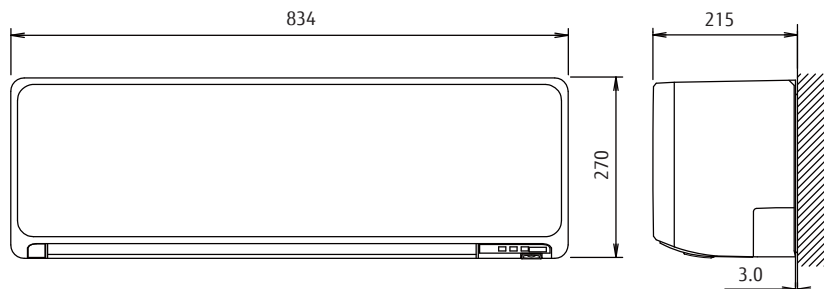
Model No.	Indoor unit		ASYG07KGTA	ASYG09KGTA	ASYG12KGTA	ASYG14KGTA	
	Outdoor unit		AOYG07KGCA	AOYG09KGCA	AOYG12KGCA	AOYG14KGCA	
Power Source			Single-phase, ~230V, 50Hz				
Capacity	Cooling	kW	2.0	2.5	3.4	4.2	
	Heating		2.5	2.8	4.0	5.4	
Input Power	Cooling/Heating	kW	0.400/0.500	0.555/0.560	0.805/0.910	1.175/1.350	
EER	Cooling	W/W	5.00	4.50	4.22	3.57	
COP	Heating		5.00	5.00	4.40	4.00	
Pdesign	Cooling/Heating(-10°C)	kW	2.0/2.3	2.5/2.4	3.4/2.5	4.2/4.0	
SEER	Cooling	W/W	8.52	8.52	8.51	7.11	
SCOP	Heating (Average)		5.12	5.11	5.10	4.31	
Energy Efficiency Class	Cooling	A+++		A+++	A+++	A++	
	Heating (Average)	A+++		A+++	A+++	A+	
Max. Operating Current	Cooling/Heating	A	6.5/9.0	6.5/9.0	6.5/9.0	9.0/10.5	
Annual Energy Consumption	Cooling	kWh/a	82	103	140	207	
	Heating		628	658	685	1298	
Moisture Removal		l/h	1.0	1.3	1.8	2.1	
Sound Pressure Level	Indoor (Cooling)	H/M/L/Q	dB(A)	38/33/29/19	40/34/29/19	40/35/30/19	43/36/30/20
	Indoor (Heating)	H/M/L/Q		41/35/31/21	42/36/31/21	42/38/33/21	44/39/33/24
	Outdoor(Cooling/Heating)	High		46/46	46/48	50/50	50/50
Sound Power Level	Indoor(Cooling/Heating)	High	54/56	55/57	56/58	57/59	
	Outdoor(Cooling/Heating)	High	61/62	61/63	65/66	65/66	
Airflow Rate	Indoor / Outdoor	High	m³/h	650/1610	700/1610	700/1680	770/1680
Net Dimensions H x W x D Weight	Indoor	mm	270×834×215				
		kg(lbs)	10				
	Outdoor	mm	542×799×290				
		kg(lbs)	30	30	31	32	
Connection Pipe Diameter (Liquid / Gas)			6.35/9.52				
Drain hose Diameter (I.D./O.D.)			13.8/15.8 to 16.7				
Max Pipe Length (Pre-Charge)			20 (15)				
Max Height Difference			15				
Operation Range	Cooling	°CDB	-10 to 46				
	Heating		-15 to 24				
Refrigerant	Type (Global Warming Potential)	R32 (675)					
	Charge	kg(CO2eq-T)	0.75 (0.5)	0.75 (0.5)	0.85 (0.6)	0.85 (0.6)	

Optional parts

- Wired Remote Controller: UTY-RNRY22, UTY-RLRY
- External Input and Output PCB: UTY-XCSX22
- Communication kit: UTY-TWRX22
- Wireless LAN Interface: UTY-TFSXW1
- External connect kit: UTY-XW2X

Dimensions

(Unit : mm)



PRODUCT LINEUP: SPLIT

NEW

Wall Mounted Standard Range

High Efficiency & Comfort




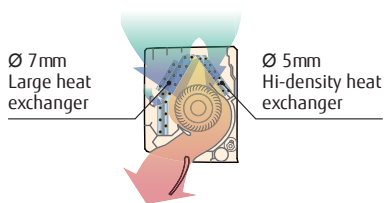
ALL
DC



Slim & stylish square design

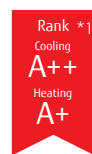
Slim and stylish square design is realized by high density multi-path heat exchanger and high efficiency wind blower.

Hybrid-heat exchanger



High energy saving

Top class high efficiency is achieved by high efficient lamda heat exchanger, large cross flow fan and new refrigerant.



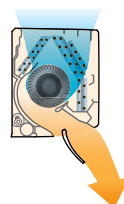
SEER ^{*1} 7.3

SCOP ^{*1} 4.4

*1: 12 class

Comfortable airflow & Silent operation

The big louver and the new air blowing structure have attained a comfortable air flow that spreads wider to user's feet and silent operation.



20dB(A)

Only cooling
14 model is 20dB(A)

Smartphone Control (Option)

Easy air conditioner control from inside or outside the house and office using the Smartphones, Tablets, and PC.



Wireless LAN Interface

The exclusive Wi-Fi adaptor enables to operate the air conditioner by smartphone or tablet PC from outside.

Model: ASYG07KMTA / ASYG09KMTA / ASYG12KMTA / ASYG14KMTA



Wireless R.C.



For ASYG07/09/12KMTA



For ASYG14KMTA

Specifications

Model No.	Indoor unit		ASYG07KMTA	ASYG09KMTA	ASYG12KMTA	ASYG14KMTA	
	Outdoor unit		AOYG07KMTA	AOYG09KMTA	AOYG12KMTA	AOYG14KMTA	
Power Source			Single-phase, ~230V, 50Hz				
Capacity	Cooling	kW	2.0 (0.9-3.0)	2.5 (0.9-3.2)	3.4 (0.9-3.9)	4.2 (0.9-4.4)	
	Heating		2.5 (0.9-3.4)	2.8 (0.9-4.0)	4.0 (0.9-5.3)	5.4 (0.9-6.0)	
Input Power	Cooling/Heating	kW	0.450/0.555	0.630/0.620	0.935/0.960	1.220/1.410	
EER	Cooling	W/W	4.43	3.97	3.65	3.44	
COP	Heating		4.52	4.52	4.17	3.83	
Pdesign	Cooling/Heating(-10°C)	kW	2.0/2.3	2.5/2.4	3.4/2.5	4.2/4.0	
SEER	Cooling	W/W	7.40	7.40	7.30	6.90	
SCOP	Heating (Average)		4.10	4.10	4.40	4.10	
Energy Efficiency Class	Cooling		A++	A++	A++	A++	
	Heating (Average)		A+	A+	A+	A+	
Max. Operating Current	Cooling/Heating	A	6.5/9.0	6.5/9.0	6.5/9.0	6.5/9.0	
Annual Energy Consumption	Cooling	kWh/a	95	118	163	213	
	Heating		785	819	795	1367	
Moisture Removal		l/h	1.0	1.3	1.8	2.1	
Sound Pressure Level	Indoor (Cooling)	H/M/L/Q	dB(A)	38/33/29/20	40/34/29/20	40/35/30/20	43/36/30/20
	Indoor (Heating)	H/M/L/Q		41/35/31/22	42/36/31/22	42/38/33/22	44/39/33/24
	Outdoor(Cooling/Heating)	High		46/46	46/46	50/50	50/50
Sound Power Level	Indoor(Cooling/Heating)	High	54/56	55/57	55/58	57/59	
	Outdoor(Cooling/Heating)	High	61/61	61/62	65/65	65/66	
Airflow Rate	Indoor / Outdoor	High	m ³ /h	650/720	700/750	700/770	770/800
Net Dimensions H x W x D Weight	Indoor	mm	270×834×222	270×834×222	270×834×222	270×834×222	
		kg(lbs)	10	10	10	10	
	Outdoor	mm	541×663×290	541×663×290	541×663×290	542×799×290	
		kg(lbs)	23	23	25	31	
Connection Pipe Diameter (Liquid / Gas)		mm	6.35/9.52	6.35/9.52	6.35/9.52	6.35/9.52	
Drain hose Diameter (I.D./O.D.)		mm	13.8/15.8 to 16.7	13.8/15.8 to 16.7	13.8/15.8 to 16.7	13.8/15.8 to 16.7	
Max Pipe Length (Pre-Charge)		m	20 (15)	20 (15)	20 (15)	20 (15)	
Max Height Difference			15	15	15	15	
Operation Range	Cooling	°CDB	-10 to 46	-10 to 46	-10 to 46	-10 to 46	
	Heating		-15 to 24	-15 to 24	-15 to 24	-15 to 24	
Refrigerant	Type (Global Warming Potential)		R32 (675)	R32 (675)	R32 (675)	R32 (675)	
	Charge	kg(CO2eq-T)	0.6 (0.405)	0.6 (0.405)	0.7 (0.473)	0.85 (0.574)	

*:That specification is not fixed yet.

Optional parts

Wired Remote Controller: UTY-RNNYM, UTY-RVNYM

Simple Remote Controller: UTY-RSNYM

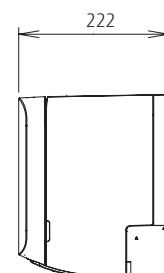
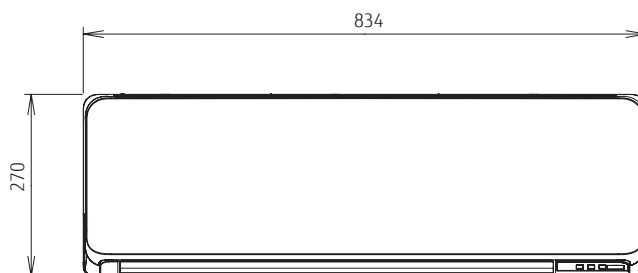
External connect kit: UTY-XWZXZ5

Communication kit: UTY-TWBXF2

Wireless LAN Interface: UTY-TFSXW1

Dimensions

(Unit : mm)



PRODUCT LINEUP: SPLIT

NEW

**Wall Mounted
ECO Range**
Comfort for Large Room



Narrow width & Compact Design

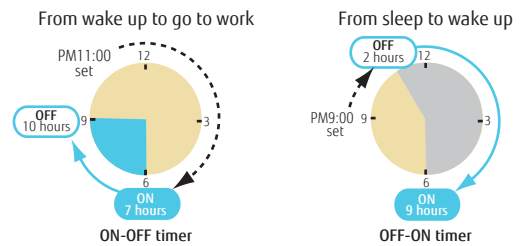
Powerful airflow is realized despite 790mm width compact design.



H 293mm
W 790mm
D 249mm

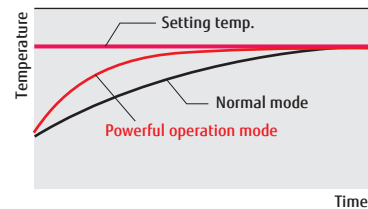
ON-OFF Programmable timer

You can set an integrated ON-OFF or OFF-ON timer suitable for your life style. (Setting time: 0.5, 1, 1.5, 2, 2.5, -----9.5, 10, 11, 12 hours)



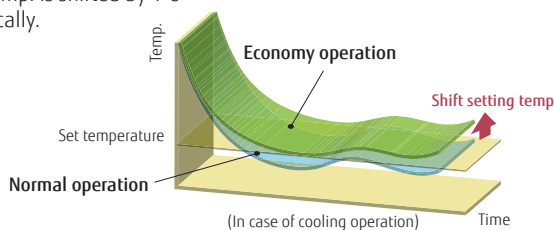
Powerful operation

20 minutes continuous operation by maximum airflow and maximum compressor speed is possible. Rapid cooling and heating makes the room comfortable quickly.

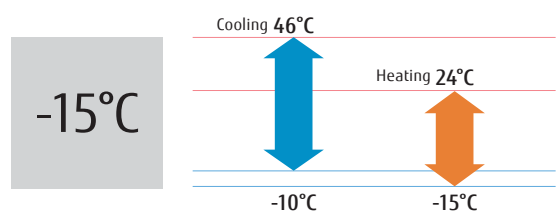


Economy operation

Setting temp. is shifted by 1°C automatically.




Low ambient operation



Model: ASYG18KLCA / ASYG24KLCA



Wireless R.C.



For ASYG18KLCA



For ASYG24KLCA

Specifications

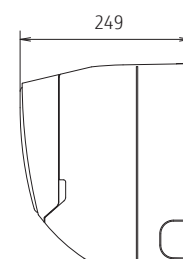
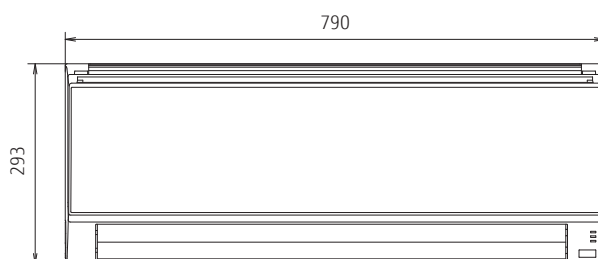
Model No.	Indoor unit		ASYG18KLCA		ASYG24KLCA	
	Outdoor unit		AOYG18KLTA		AOYG24KLTA	
Power Source			Single-phase, ~230V, 50Hz			
Capacity	Cooling	kW	5.2(0.9~5.5)		7.1(0.9~7.7)	
	Heating		6.3(0.6~6.6)		8.0(0.9~9.0)	
Input Power	Cooling/Heating		1.685/1.80		2.42/2.225	
EER	Cooling		3.09		2.93	
COP	Heating		3.50		3.60	
Pdesign	Cooling/Heating(-10°C)		5.20/4.80		7.10/7.10	
SEER	Cooling		7.20		7.10	
SCOP	Heating (Average)		4.30		4.00	
Energy Efficiency Class	Cooling		A++		A++	
	Heating (Average)		A+		A+	
Max. Operating Current	Cooling/Heating		9.5/13.5		13.5/17.5	
Annual Energy Consumption	Cooling		253		350	
	Heating		1563		2485	
Moisture Removal			1.9		3.1	
Sound Pressure Level	Indoor (Cooling)	H/M/L/Q	47/44/40/35		51/45/38/33	
	Indoor (Heating)	H/M/L/Q	50/45/41/37		52/45/41/37	
	Outdoor(Cooling/Heating)	High	50/56		55/57	
Sound Power Level	Indoor(Cooling/Heating)	High	60/65		64/65	
	Outdoor(Cooling/Heating)	High	61/66		65/67	
Airflow Rate	Indoor / Outdoor	High	cool:865/1830 heat:995/2265		cool:1040/2885 heat:1040/3030	
Net Dimensions H x W x D	Indoor		293×790×249		293×790×249	
	Outdoor		542×799×290		632×799×290	
Weight	Indoor		9.5		9.5	
	Outdoor		33		38	
Connection Pipe Diameter (Liquid / Gas)			6.35/9.52		6.35/12.70	
Drain hose Diameter (I.D./O.D.)			13.8/15.8 to 16.7		13.8/15.8 to 16.7	
Max Pipe Length (Pre-Charge)			25 (15)		30 (15)	
Max Height Difference			20		25	
Operation Range	Cooling		-10 to 46		-10 to 46	
	Heating		-15 to 24		-15 to 24	
Refrigerant	Type (Global Warming Potential)		R32(675)		R32(675)	
	Charge		0.85(0.574)		1.10(0.743)	

Optional parts

Remote Controller Holder: UTZ-RXLA

Dimensions

(Unit : mm)



PRODUCT LINEUP: SPLIT

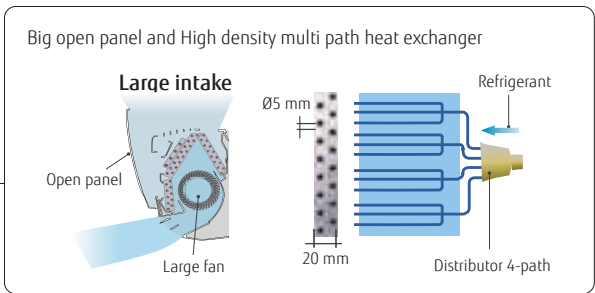
Wall Mounted Designer Range

High Spec & Design



Thin & Slim design

Thin and slim design is realized by high density multi-path heat exchanger and high efficiency wind blower.



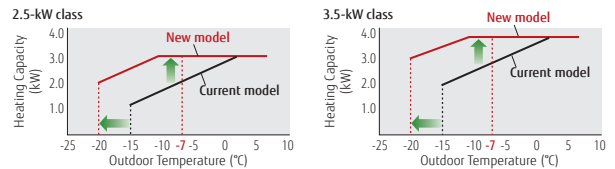
Human sensor

Human sensor catches movements of people in a room, and operates with lower capacity when people leave the room. When people come back to the room, it automatically returns to previous operating mode.



Powerful heating

Rated heating capacity is maintained up to an outdoor temperature lower than -7°C. This new model can operate even at -20°C low outdoor temperature.

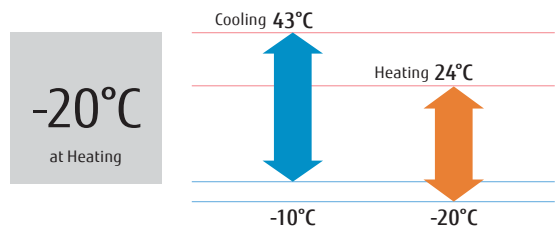


3 Mode timer (Weekly/Program/Sleep)

Weekly timer can be easily set by wireless remote controller. ON, OFF can be set up to 4 times in 1 day and up to 28 times in 1 week. For other modes, program timer and sleep timer can be also selected by one push.



Low ambient operation



Model: ASYG09LTCA / ASYG12LTCA



Wireless R.C.



For ASYG09LTCA



For ASYG12LTCA

Specifications

Model No.	Indoor unit		ASYG09LTCA	ASYG12LTCA
	Outdoor unit		AOYG09LTC	AOYG12LTC
Power Source	Single-phase, ~230V, 50Hz			
Capacity	Cooling	kW	2.5 (0.9-3.5)	3.5 (1.1-4.0)
	Heating		3.2 (0.9-5.4)	4.0 (0.9-6.5)
Input Power	Cooling/Heating	kW	0.505/0.660	0.850/0.910
EER	Cooling	W/W	4.95	4.12
COP	Heating		4.85	4.40
Pdesign	Cooling/Heating(-10°C)	kW	2.5/3.0	3.5/4.0
SEER	Cooling	W/W	8.50	8.50
SCOP	Heating (Average)		4.60	4.60
Energy Efficiency Class	Cooling	A+++		A+++
	Heating (Average)	A++		A++
Max. Operating Current	Cooling/Heating	A	6.5/9.0	9.0/10.5
Annual Energy Consumption	Cooling	kWh/a	103	144
	Heating		912	1217
Moisture Removal		l/h	1.3	1.8
Sound Pressure Level	Indoor (Cooling)	H/M/L/Q	42/36/32/21	43/37/32/21
	Indoor (Heating)	H/M/L/Q	42/37/32/21	43/38/32/21
	Outdoor(Cooling/Heating)	High	48/50	48/49
Sound Power Level	Indoor(Cooling/Heating)	High	59/61	60/62
	Outdoor(Cooling/Heating)	High	63/65	64/65
Airflow Rate	Indoor / Outdoor	High	m ³ /h 800/1,700	850/2,050
Net Dimensions H x W x D	Indoor	mm	282×870×185	282×870×185
		kg(lbs)	9.5 (21)	9.5 (21)
Weight	Outdoor	mm	540×790×290	620×790×290
		kg(lbs)	33 (73)	40 (88)
Connection Pipe Diameter (Liquid / Gas)			6.35/9.52	6.35/9.52
Drain hose Diameter (I.D./O.D.)			13.8/15.8 to 16.7	13.8/15.8 to 16.7
Max Pipe Length (Pre-Charge)			20 (15)	20 (15)
Max Height Difference			15	15
Operation Range	Cooling	°CDB	-10 to 43	-10 to 43
	Heating		-20 to 24	-20 to 24
Refrigerant	Type (Global Warming Potential)	R410A (2,088)		R410A (2,088)
	Charge	kg(CO2eq-T)	1.05 (2.2)	1.20 (2.5)

Optional parts

Wired Remote Controller: UTY-RNNYM / UTY-RVNYM

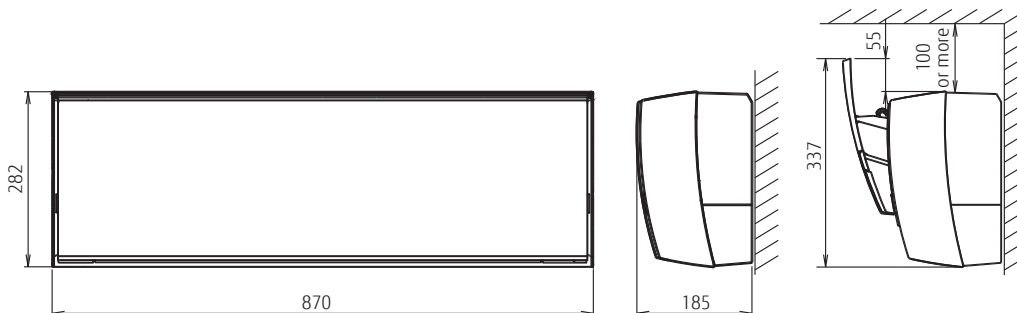
Simple Remote Controller: UTY-RSNYM

Communication kit: UTY-TWBXF1

Wireless LAN Interface: UTY-TFNXZ1

Dimensions

(Unit : mm)



Wall Mounted Designer Range

High COP

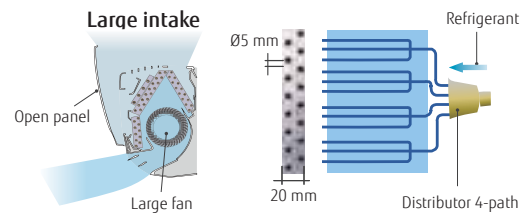


Thin & Slim design

Thin and slim design is realized by Ø5 mm heat exchanger and high efficiency wind blower.

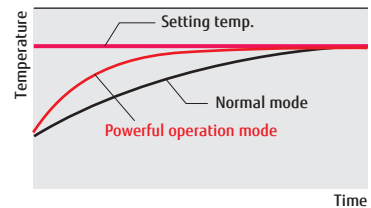


Big open panel and High density multi path heat exchanger



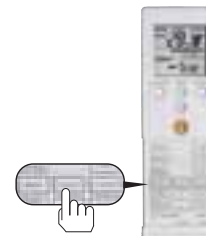
Powerful operation

20 minutes continuous operation by maximum airflow and maximum compressor speed is possible. Rapid cooling and heating makes the room comfortable quickly.



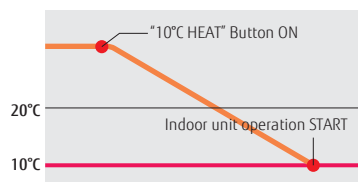
3 Mode timer (Weekly/Program/Sleep)

Weekly timer can be easily set by wireless remote controller. ON, OFF can be set up to 4 times in 1 day and up to 28 times in 1 week. For other modes, program timer and sleep timer can be also selected by one push.

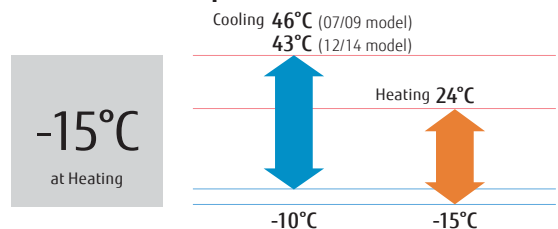


10°C HEAT Operation

The room temperature can be set to go no lower than 10°C, thus ensuring that the room does not get too cold when not occupied. *Only available with Wireless RC.



Low ambient operation



Model: ASYG07LUCA / ASYG09LUCA / ASYG12LUCA / ASYG14LUCA



Wireless R.C.



For ASYG07/09LUCA

For ASYG12/14LUCA

Specifications

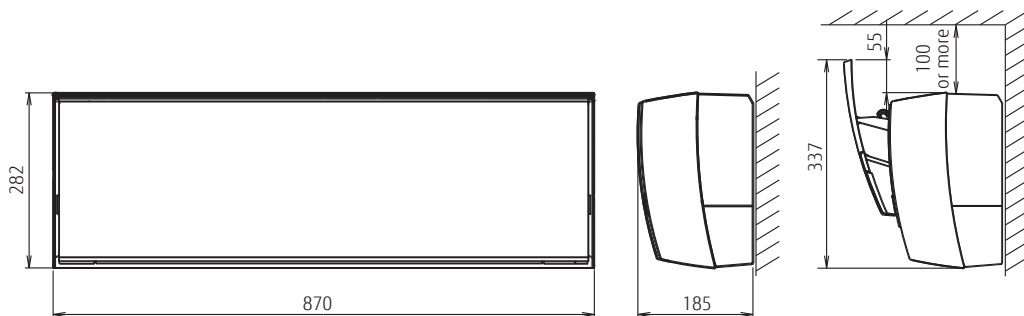
Model No.	Indoor unit		ASYG07LUCA	ASYG09LUCA	ASYG12LUCA	ASYG14LUCA	
	Outdoor unit		AOYG07LUCA	AOYG09LUCB	AOYG12LUC	AOYG14LUC	
Power Source			Single-phase, ~230V, 50Hz				
Capacity	Cooling	kW	2.0 (0.5-3.0)	2.5 (0.5-3.2)	3.5 (0.9-4.0)	4.2 (0.9-5.0)	
	Heating		3.0 (0.5-4.0)	3.2 (0.5-4.2)	4.0 (0.9-5.6)	5.4 (0.9-6.0)	
Input Power	Cooling/Heating	kW	0.460/0.740	0.555/0.680	0.905/0.930	1.235/1.380	
EER	Cooling	W/W	4.35	4.50	3.87	3.40	
COP	Heating		4.05	4.71	4.30	3.91	
Pdesign	Cooling/Heating(-10°C)	kW	2.0/2.6	2.5/2.8	3.5/3.9	4.2/4.8	
SEER	Cooling	W/W	7.20	7.10	7.05	6.78	
SCOP	Heating (Average)		4.02	4.10	4.00	4.00	
Energy Efficiency Class	Cooling	A++		A++	A++	A++	
	Heating (Average)	A+		A+	A+	A+	
Max. Operating Current	Cooling/Heating	A	6.0/7.5	6.0/7.5	6.5/9.0	9.0/10.5	
Annual Energy Consumption	Cooling	kWh/a	97	123	174	217	
	Heating		887	956	1363	1677	
Moisture Removal		l/h	1.0	1.3	1.8	2.1	
Sound Pressure Level	Indoor (Cooling)	H/M/L/Q	dB(A)	38/35/31/21	42/36/32/21	43/37/32/21	45/40/33/25
	Indoor (Heating)	H/M/L/Q		38/35/31/21	42/37/32/21	43/38/32/21	45/40/34/27
	Outdoor(Cooling/Heating)	High		46/46	48/48	50/50	50/50
Sound Power Level	Indoor(Cooling/Heating)	High	57/59	59/61	60/62	60/64	
	Outdoor(Cooling/Heating)	High	58/58	60/60	65/65	65/65	
Airflow Rate	Indoor / Outdoor	High	m³/h	680/1,720	800/1,720	850/1,940	900/1,940
Net Dimensions H x W x D Weight	Indoor	mm	282×870×185	282×870×185	282×870×185	282×870×185	
		kg(lbs)	9.5 (21)	9.5 (21)	9.5 (21)	9.5 (21)	
		mm	540×660×290	540×660×290	540×790×290	540×790×290	
Outdoor	kg(lbs)	23 (51)	25 (55)	33 (73)	34 (75)		
	mm	6.35/9.52	6.35/9.52	6.35/9.52	6.35/12.7		
Connection Pipe Diameter (Liquid / Gas)			mm	13.8/15.8 to 16.7	13.8/15.8 to 16.7	13.8/15.8 to 16.7	13.8/15.8 to 16.7
Drain hose Diameter (I.D./O.D.)			m	20 (15)	20 (15)	20 (15)	20 (15)
Max Pipe Length (Pre-Charge)			°CDB	-10 to 46	-10 to 46	-10 to 43	-10 to 43
Max Height Difference			°CDB	-15 to 24	-15 to 24	-15 to 24	-15 to 24
Operation Range	Cooling	°CDB	-10 to 46	-10 to 46	-10 to 43	-10 to 43	
	Heating		-15 to 24	-15 to 24	-15 to 24	-15 to 24	
Refrigerant	Type (Global Warming Potential)	R410A (2,088)		R410A (2,088)	R410A (2,088)	R410A (2,088)	
	Charge	kg(CO2eq-T)	0.70 (1.5)	0.85 (1.8)	1.05 (2.2)	1.05 (2.2)	

Optional parts

- Wired Remote Controller: UTY-RNNYM, UTY-RVNYM
- Simple Remote Controller: UTY-RSNYM
- Communication kit: UTY-TWBF1
- Wireless LAN Interface: UTY-TFNXZ1

Dimensions

(Unit : mm)



Wall Mounted Standard Range

High Efficiency & Comfort



High efficient compact design



High density heat exchanger

$\phi 5$

Making the tube thin:
7 mm → 5 mm


Increase of heat exchanger volume by high density and adopting sub heat exchanger

Even temperature

↓

Improved heat exchanger effectiveness

More comfort airflow



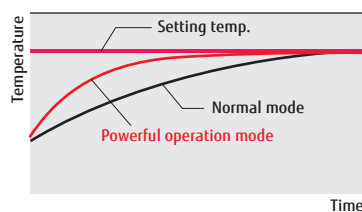
Vertical airflow provides powerful floor level heating



Horizontal airflow does not blow cool air directly at the occupants in the room.

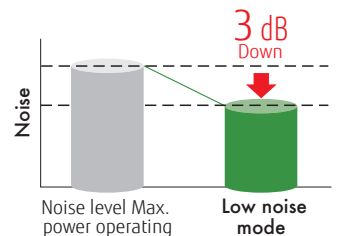
Powerful operation

20 minutes continuous operation by maximum airflow and maximum compressor speed is possible. Rapid cooling and heating makes the room comfortable quickly.



Low noise mode for outdoor unit

Low noise mode of outdoor unit can be selected by wireless remote controller.



Model: ASYG07LMCE / ASYG09LMCE / ASYG12LMCE / ASYG14LMCE


Wireless R.C.



For ASYG07/09/12LMCE



For ASYG14LMCE

Specifications

Model No.	Indoor unit		ASYG07LMCE	ASYG09LMCE	ASYG12LMCE	ASYG14LMCE	
	Outdoor unit		AOYG07LMCE	AOYG09LMCE	AOYG12LMCE	AOYG14LMCE	
Power Source			Single-phase, ~230V, 50Hz				
Capacity	Cooling	kW	2.0(0.5-3.0)	2.5(0.5-3.2)	3.4(0.9-3.9)	4.0(0.9-4.4)	
	Heating		3.0(0.5-3.4)	3.2(0.5-4.0)	4.0(0.9-5.3)	5.0(0.9-6.0)	
Input Power	Cooling/Heating	kW	0.465/0.685	0.65/0.73	0.97/1.02	1.135/1.365	
EER	Cooling	W/W	4.30	3.85	3.50	3.52	
COP	Heating		4.38	4.38	3.92	3.66	
Pdesign	Cooling/Heating(-10°C)	kW	2.0/2.3	2.5/2.4	3.4/3.5	4.0/3.9	
SEER	Cooling	W/W	6.80	7.00	7.00	6.90	
SCOP	Heating (Average)		4.10	4.10	4.00	4.00	
Energy Efficiency Class	Cooling		A++	A++	A++	A++	
	Heating (Average)		A+	A+	A+	A+	
Max. Operating Current	Cooling/Heating	A	6.0/7.5	6.0/7.5	6.5/9.0	9.0/10.5	
Annual Energy Consumption	Cooling	kWh/a	103	125	170	203	
	Heating		786	820	1225	1365	
Moisture Removal		l/h	1.0	1.3	1.8	2.1	
Sound Pressure Level	Indoor (Cooling)	H/M/L/Q	dB(A)	43/40/32/21	43/40/32/21	43/40/32/21	44/40/33/25
	Indoor (Heating)	H/M/L/Q		43/38/33/22	43/38/33/22	43/38/33/22	44/40/35/27
	Outdoor(Cooling/Heating)	High		45/45	45/45	50/50	50/50
Sound Power Level	Indoor(Cooling/Heating)	High	59/59	59/59	59/59	60/60	
	Outdoor(Cooling/Heating)	High	58/56	58/56	61/61	65/65	
Airflow Rate	Indoor / Outdoor	High	m ³ /h	750/1670	750/1670	750/1830	750/1800
Net Dimensions H x W x D	Indoor	mm	270×870×204	270×870×204	270×870×204	270×870×204	
		kg(lbs)	8.5(19)	8.5(19)	8.5(19)	8.5(19)	
Weight	Outdoor	mm	535×663×293	535×663×293	535×663×293	540×790×290	
		kg(lbs)	21(46)	21(46)	26(57)	34(75)	
Connection Pipe Diameter (Liquid / Gas)		mm	6.35/9.52	6.35/9.52	6.35/9.52	6.35/12.7	
Drain hose Diameter (I.D./O.D.)		mm	13.8/15.8 to 16.7	13.8/15.8 to 16.7	13.8/15.8 to 16.7	13.8/15.8 to 16.7	
Max Pipe Length (Pre-Charge)		m	20(15)	20(15)	20(15)	20(15)	
Max Height Difference			15	15	15	15	
Operation Range	Cooling	°CDB	-10 to 43	-10 to 43	-10 to 43	-10 to 43	
	Heating		-15 to 24	-15 to 24	-15 to 24	-15 to 24	
Refrigerant	Type (Global Warming Potential)		R410A(2,088)	R410A(2,088)	R410A(2,088)	R410A(2,088)	
	Charge	kg(CO2eq-T)	0.70 (1.5)	0.70 (1.5)	0.85 (1.8)	1.05 (2.2)	

Optional parts

Wired Remote Controller: UTY-RNNYM, UTY-RVNYM

Simple Remote Controller: UTY-RSNYM

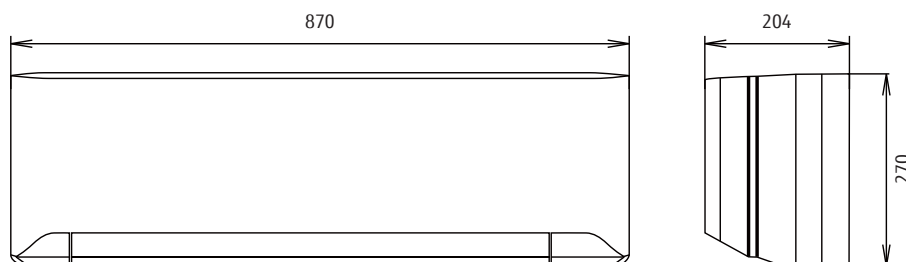
Communication kit: UTY-XCBX22

Wireless LAN Interface: UTY-TFNXZ1

External Connect kit UTY-XWZX25

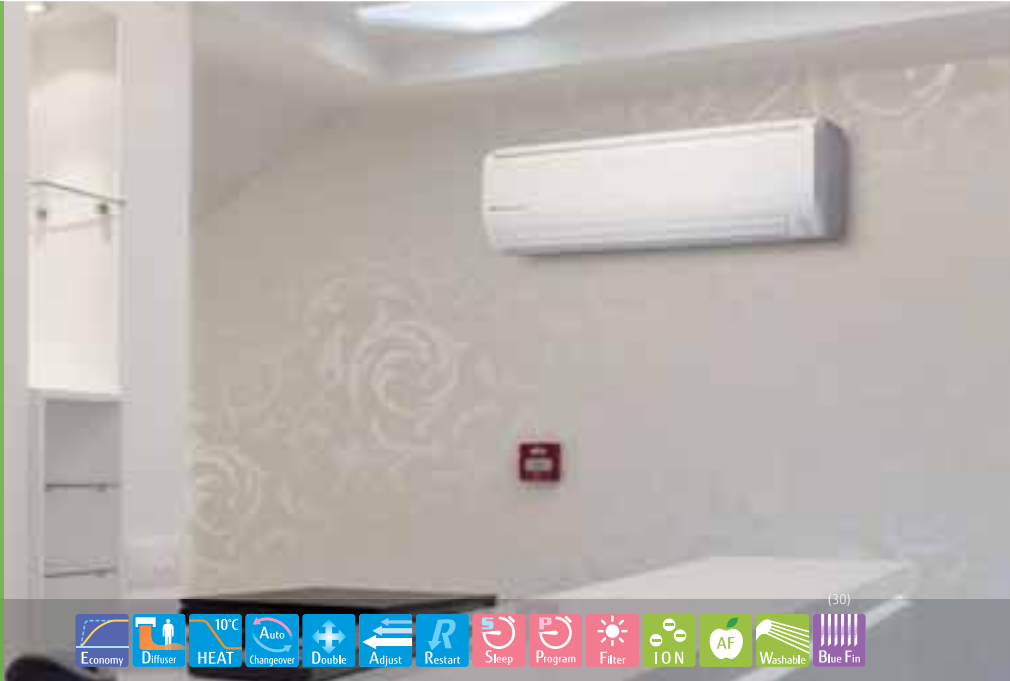
Dimensions

(Unit : mm)

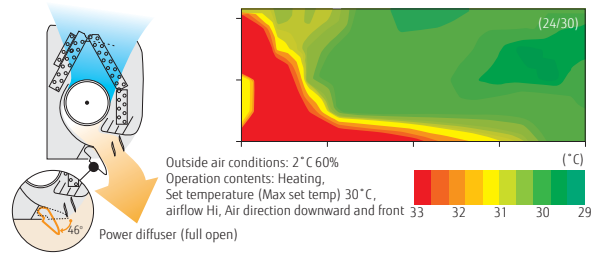


PRODUCT LINEUP: SPLIT

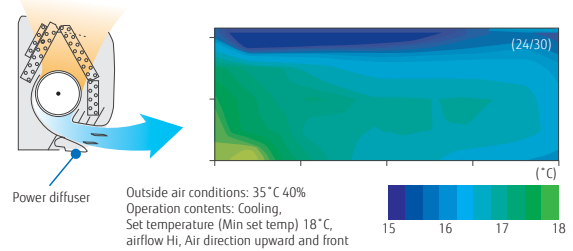
**Wall Mounted
Standard Range**
Comfort for Large Room



“Vertical airflow” provides powerful floor level heating



“Horizontal airflow” does not blow cool air directly at the occupants in the room



Air conditioner filter features

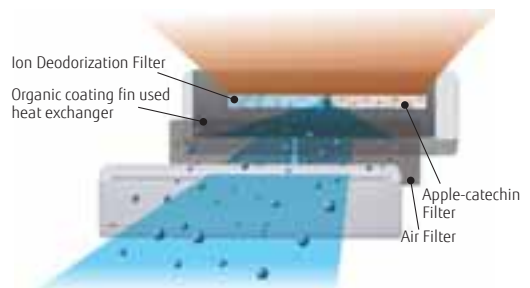
Using different filters at both sides



Ion Deodorization Filter
The filter deodorizes by powerfully decomposing absorbed odors using the oxidizing and reducing effects of ions generated by the ultra-fine-particle ceramic.



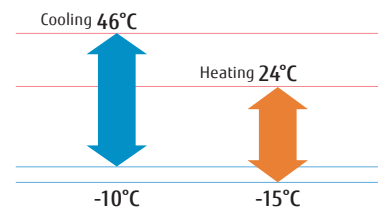
Apple-catechin Filter
The Apple-catechin filter uses static electricity to clean fine particles and dust in the air.



Flexible Installation

	18 type	24 type	30 type
Max. Piping Length	25 m	30 m	50 m
Max. Height	20 m	20 m	30 m

Low ambient operation



Model: ASYG18LFCA / ASYG24LFCC / ASYG30LFCA



Wireless R.C.



For ASYG18LFCA, ASYG24LFCC



For ASYG30LFCA

Specifications

Model No.	Indoor unit		ASYG18LFCA	ASYG24LFCC	ASYG30LFCA	
	Outdoor unit		AOYG18LFC	AOYG24LFC	AOYG30LFT	
Power Source			Single-phase, ~230V, 50Hz			
Capacity	Cooling	kW	5.2 (0.9-6.0)	7.1 (0.9-8.0)	8.0 (2.9-9.0)	
	Heating		6.3 (0.9-9.1)	8.0 (0.9-10.6)	8.8 (2.2-11.0)	
Input Power	Cooling/Heating	kW	1.52/1.71	2.20/2.21	2.49/2.44	
EER	Cooling	W/W	3.42	3.23	3.21	
COP	Heating		3.68	3.61	3.61	
Pdesign	Cooling/Heating(-10°C)	kW	5.2/5.9	7.1/7.1	8.0/8.0	
SEER	Cooling	W/W	6.94	6.11	5.69	
SCOP	Heating (Average)		3.87	3.80	3.80	
Energy Efficiency Class	Cooling	A++		A++	A+	
	Heating (Average)	A		A	A	
Max. Operating Current	Cooling/Heating	A	9.0/12.5	13.5/18.5	17.0/19.0	
Annual Energy Consumption	Cooling	kWh/a	262	406	492	
	Heating		2130	2610	2941	
Moisture Removal		l/h	2.6	2.7	3.2	
Sound Pressure Level	Indoor (Cooling)	H/M/L/Q	dB(A)	43/37/33/26	49/42/37/32	48/42/37/33
	Indoor (Heating)	H/M/L/Q		42/37/33/25	48/42/37/32	49/42/37/33
	Outdoor(Cooling/Heating)	High		50/51	55/56	53/56
Sound Power Level	Indoor(Cooling/Heating)	High	58/58	64/64	64/64	
	Outdoor(Cooling/Heating)	High	65/-	68/-	68/-	
Airflow Rate	Indoor / Outdoor	High	m³/h	900/2150	1120/2460	1100/3600
Net Dimensions H x W x D Weight	Indoor	mm	320×998×238	320×998×238	320×998×238	
		kg(lbs)	14 (31)	14 (31)	14 (31)	
	Outdoor	mm	620×790×290	620×790×290	830×900×330	
		kg(lbs)	41 (90)	41 (90)	61 (135)	
Connection Pipe Diameter (Liquid / Gas)			6.35/12.7	6.35/15.88	9.52/15.88	
Drain hose Diameter (I.D./O.D.)			12/16	12/16	12/16	
Max Pipe Length (Pre-Charge)			25 (15)	30 (15)	50 (20)	
Max Height Difference			20	20	30	
Operation Range	Cooling	°CDB	-10 to 46	-10 to 46	-10 to 46	
	Heating		-15 to 24	-15 to 24	-15 to 24	
Refrigerant	Type (Global Warming Potential)	R410A (2,088)		R410A (2,088)	R410A (2,088)	
	Charge	kg(CO2eq-T)	1.20 (2.5)	1.80 (3.8)	2.1 (4.4)	

Optional parts

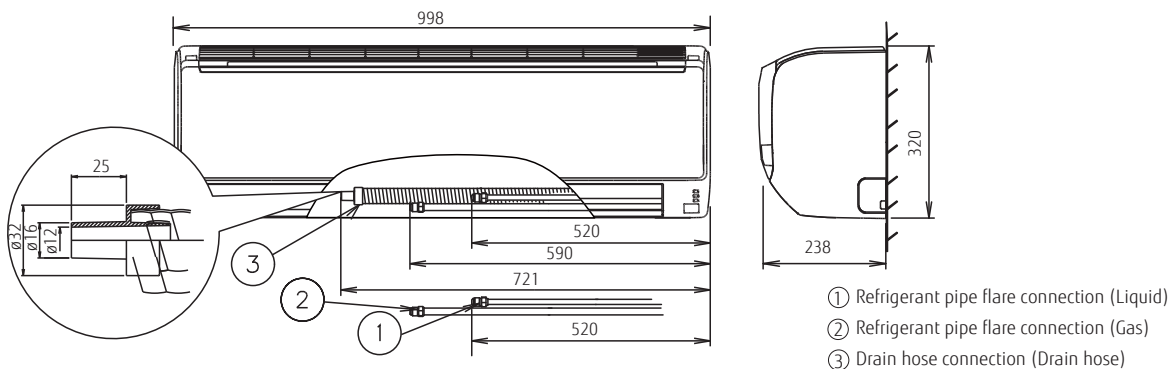
Wired Remote Controller: UTY-RNNYM, UTY-RVNYM

Simple Remote Controller: UTY-RSNYM

Wireless LAN Interface: UTY-TFNXZ1

Dimensions

(Unit : mm)



PRODUCT LINEUP: SPLIT

Wall Mounted
Standard Range
Comfort for Large Room



Large Capacity & Powerful airflow

Achieved large capacity and powerful airflow by large heat exchanger, long cross-flow fan, high output DC fan motor and new airflow structure design.



Human sensor

Human sensor catches movements of people in a room, and operates with lower capacity when people leave the room. When people come back to the room, it automatically returns to previous operating mode.




Server room function*

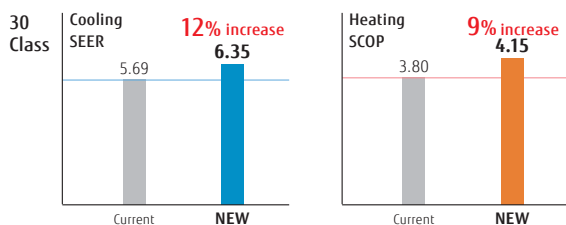
The following interlock operation is possible by connecting 2 indoor units with a cable. Cooling operation can be performed even in the low outdoor temperature and low humidity environment.

- **Alternative operation:** Two units operate alternately
- **Backup operation:** When 1 unit breaks down, the other unit starts operating automatically.
- **Supporting operation:** Both units operate simultaneously when the loaded capacity is not enough with one unit

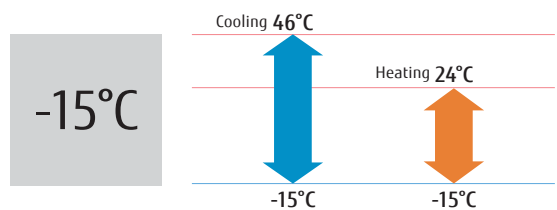
*2 x UTY-XWNX of optional parts are required.



High seasonal energy efficiency



Low ambient operation



Model: ASYG30LMTA / ASYG36LMTA



Wireless R.C.



Specifications

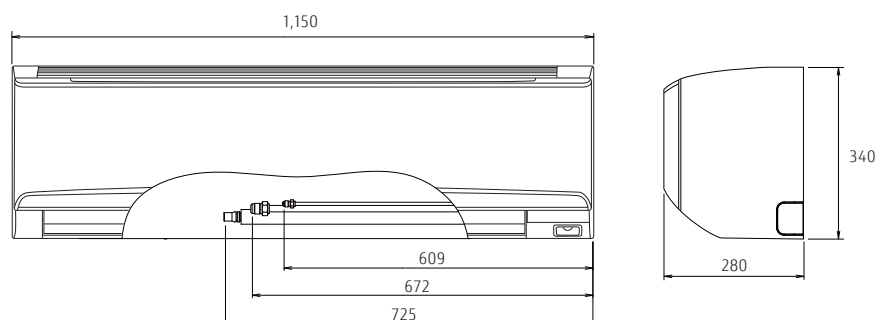
Model No.	Indoor unit		Outdoor unit		ASYG30LMTA	ASYG36LMTA		
	Outdoor unit		AOYG30LMTA		AOYG36LMTA			
Power Source					Single-phase, ~230V, 50Hz			
Capacity	Cooling	kW			8.0 (2.9-9.0)	9.4 (2.9-10.0)		
	Heating				8.8 (2.2-11.0)	10.1 (2.7-11.2)		
Input Power	Cooling/Heating	kW			2.33/2.41	3.16/2.96		
EER	Cooling	W/W			3.43	2.97		
COP	Heating				3.65	3.41		
Pdesign	Cooling/Heating(-10°C)	kW			8.0/6.5	9.4/7.1		
SEER	Cooling	W/W			6.35	5.73		
SCOP	Heating (Average)				4.15	4.19		
Energy Efficiency Class	Cooling			A++	A+			
	Heating (Average)			A+	A+			
Max. Operating Current	Cooling/Heating	A			14.5/14.5	19.0/19.0		
Annual Energy Consumption	Cooling	kWh/a			441	575		
	Heating				2,193	2,373		
Moisture Removal			l/h			2.7	3.7	
Sound Pressure Level	Indoor (Cooling)	H/M/L/Q	dB(A)			50/44/38/31	50/44/38/31	
	Indoor (Heating)	H/M/L/Q				49/44/39/31	49/44/39/31	
	Outdoor(Cooling/Heating)	High				52/55	55/56	
Sound Power Level	Indoor(Cooling/Heating)	High			65/65	65/65		
	Outdoor(Cooling/Heating)	High			67/68	68/70		
Airflow Rate	Indoor / Outdoor	High	m ³ /h			1380/3600	1380/3800	
Net Dimensions H x W x D	Indoor			mm			340×1150×280	340×1150×280
				kg(lbs)			18 (40)	18 (40)
Weight	Outdoor			mm			830×900×330	830×900×330
				kg(lbs)			61 (134)	61 (134)
Connection Pipe Diameter (Liquid / Gas)			mm			9.52/15.88	9.52/15.88	
Drain hose Diameter (I.D./O.D.)			mm			13.8 / 15.8 to 16.7	13.8 / 15.8 to 16.7	
Max Pipe Length (Pre-Charge)			m			50 (20)	50 (20)	
Max Height Difference						30	30	
Operation Range	Cooling	°CDB			-15 to 46	-15 to 46		
	Heating				-15 to 24	-15 to 24		
Refrigerant	Type (Global Warming Potential)					R410A (2,088)	R410A (2,088)	
	Charge	kg(CO2eq-T)					2.10 (4.4)	2.10 (4.4)

Optional parts

Wired Remote Controller:	UTY-RNRYZ2, UTY-RVNYM, UTY-RLRY, UTY-RNNYM
Simple Remote Controller:	UTY-RSRY, UTY-RSNYM, UTY-RSRY
Communication kit:	UTY-TWRX, UTY-XWNX
External input and output PCB (with box):	UTY-XCSXZ1 + UTZ-GXXB
Wireless LAN Interface:	UTY-TFNXZ1
External Connect Kit:	UTY-XWZX

Dimensions

(Unit : mm)


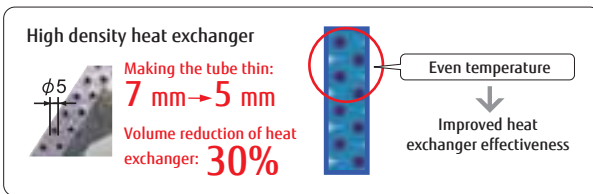


PRODUCT LINEUP: SPLIT

**Wall Mounted
ECO Range**
Compact & Comfort

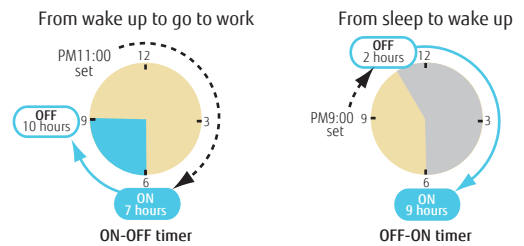


High efficient compact design



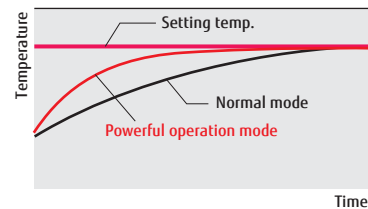
ON-OFF Programmable timer

You can set an integrated ON-OFF or OFF-ON timer suitable for your life style. (Setting time: 0.5, 1, 1.5, 2, 2.5, ----9.5, 10, 11, 12 hours)



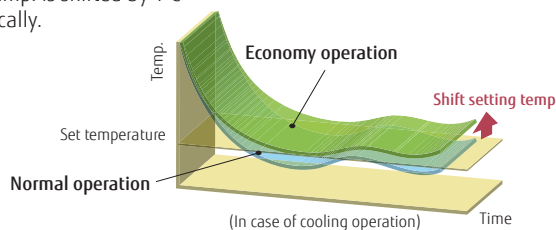
Powerful operation

20 minutes continuous operation by maximum airflow and maximum compressor speed is possible. Rapid cooling and heating makes the room comfortable quickly.

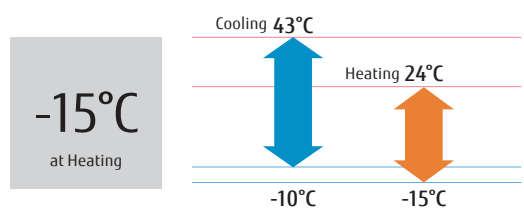


Economy operation

Setting temp. is shifted by 1°C automatically.



Low ambient operation



Model: ASYG07LLCE / ASYG09LLCE / ASYG12LLCE


Wireless R.C.


Specifications

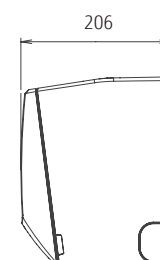
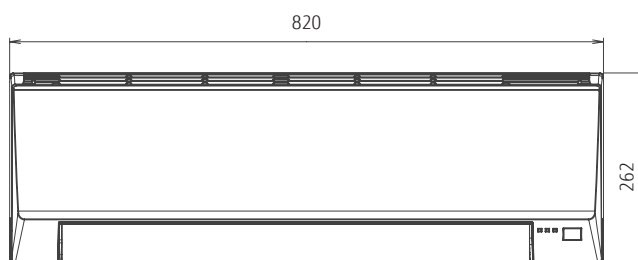
Model No.	Indoor unit		ASYG07LLCE	ASYG09LLCE	ASYG12LLCE
	Outdoor unit		AOYG07LLCE	AOYG09LLCE	AOYG12LLCE
Power Source			Single-phase, ~230V, 50Hz		
Capacity	Cooling	kW	2.0(0.9-2.8)	2.5(0.9-3.0)	3.4(0.9-3.8)
	Heating		2.7(0.9-3.6)	3.0(0.9-3.8)	4.0(0.9-5.0)
Input Power	Cooling/Heating	kW	0.470/0.620	0.730-0.740	1.080/1.130
EER	Cooling	W/W	4.26	3.42	3.15
COP	Heating		4.35	4.05	3.54
Pdesign	Cooling/Heating(-10°C)	kW	2.0/2.2	2.5/2.3	3.4/3.2
SEER	Cooling	W/W	6.70	6.90	6.60
SCOP	Heating (Average)		4.00	4.00	3.80
Energy Efficiency Class	Cooling		A++	A++	A++
	Heating (Average)		A+	A+	A
Max. Operating Current	Cooling/Heating	A	6.0/7.5	6.0/7.5	6.5/9.0
Annual Energy Consumption	Cooling	kWh/a	104	127	180
	Heating		770	805	1,179
Moisture Removal		l/h	1.0	1.3	1.8
Sound Pressure Level	Indoor (Cooling)	H/M/L/Q	dB(A)	43/38/33/22	43/38/33/22
	Indoor (Heating)	H/M/L/Q		43/38/33/22	43/38/33/22
	Outdoor(Cooling/Heating)	High		47/48	47/48
Sound Power Level	Indoor(Cooling/Heating)	High	59/60	59/60	59/60
	Outdoor(Cooling/Heating)	High	61/61	61/61	65/65
Airflow Rate	Indoor / Outdoor	High	m ³ /h	720/1,670	720/1,670
Net Dimensions H x W x D Weight	Indoor	mm	262×820×206	262×820×206	262×820×206
		kg(lbs)	7.0(15)	7.0(15)	7.0(15)
	Outdoor	mm	535×663×293	535×663×293	535×663×293
		kg(lbs)	24(53)	24(53)	26(57)
Connection Pipe Diameter (Liquid / Gas)		mm	6.35/9.52	6.35/9.52	6.35/9.52
Drain hose Diameter (I.D./O.D.)		mm	13.8/15.8 to 16.7	13.8/15.8 to 16.7	13.8/15.8 to 16.7
Max Pipe Length (Pre-Charge)		m	20(15)	20(15)	20(15)
Max Height Difference			15	15	15
Operation Range	Cooling	°CDB	-10 to 43	-10 to 43	-10 to 43
	Heating		-15 to 24	-15 to 24	-15 to 24
Refrigerant	Type (Global Warming Potential)		R410A(2,088)	R410A(2,088)	R410A(2,088)
	Charge	kg(CO2eq-T)	0.65(1.4)	0.65(1.4)	0.85(1.8)

Optional parts

Remote Controller Holder: UTZ-RXLA

Dimensions

(Unit : mm)



Compact Cassette

4-way Flow

Compact & Comfort



2-stage turbo fan

High efficiency design by 2 stage structure

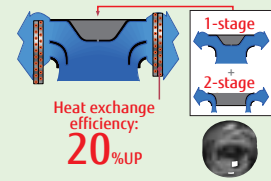
Previous turbo fan

In the case of a conventional fan, the air outlet range was narrow as the airflow moved to the motor side which meant the velocity of air passing through the heat exchanger was uneven.



2-stage turbo fan

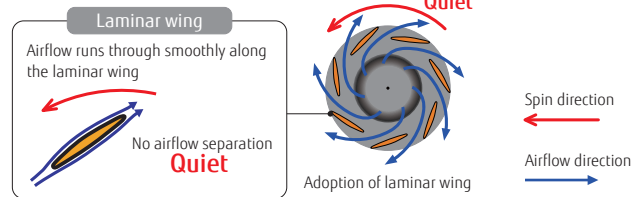
An evenly spread air distribution across the heat exchanger is possible due to the new 2 stage turbo fan which produces two separate airflow streams.



Quiet quality

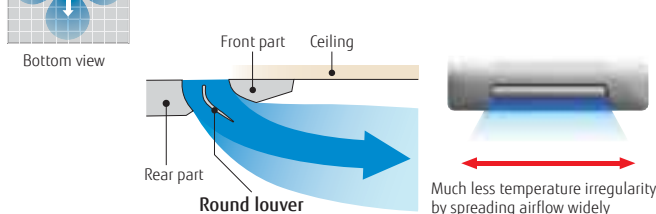
Optimized wing form (laminar wing type) and wing number (7 blades each)

Designed by CFD-analysis (fluid) simulations

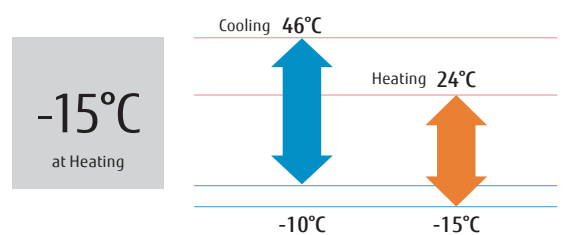


Improvement of the airflow distribution

New louver: The louver design distributes air leaving a space between the chassis and the ceiling allowing far and wide airflow distribution.



Low ambient operation



Model : AUYG12LVLB / AUYG14LVLB / AUYG18LVLB / AUYG24LVLA



Wireless R.C.



For AUYG12/14LVLB



For AUYG18LVLB



For AUYG24LVLA

Specifications

Model No.	Indoor unit		AUYG12LVLB	AUYG14LVLB	AUYG18LVLB	AUYG24LVLA	
	Outdoor unit		AOYG12LALL	AOYG14LALL	AOYG18LBCB	AOYG24LBCB	
Power Source			Single-phase, ~230V, 50Hz				
Capacity	Cooling	kW	3.5 (0.9-4.4)	4.3 (0.9-5.4)	5.2 (0.9-5.9)	6.8 (0.9-8.0)	
	Heating		4.1 (0.9-5.7)	5.0 (0.9-6.5)	6.0 (0.9-7.5)	8.0 (0.9-9.0)	
Input Power	Cooling/Heating	kW	1.05/1.11	1.33/1.34	1.62/1.66	2.21/2.26	
EER	Cooling	W/W	3.33	3.21	3.21	3.08	
COP	Heating		3.69	3.71	3.61	3.54	
Pdesign	Cooling/Heating(-10°C)	kW	3.5/4.2	4.3/4.5	5.2/5.2	6.8/6.0	
SEER	Cooling	W/W	6.20	6.40	6.20	5.60	
SCOP	Heating (Average)		4.10	4.40	4.20	3.90	
Energy Efficiency Class	Cooling	A++		A++	A++	A+	
	Heating (Average)	A+		A+	A+	A	
Max. Operating Current	Cooling/Heating	A	7.5/10.0	9.0/12.5	11.5/13.5	14.7/15.7	
Annual Energy Consumption	Cooling	kWh/a	198	235	293	425	
	Heating		1431	1432	1731	2151	
Moisture Removal		l/h	1.2	1.5	2.2	2.7	
Sound Pressure Level	Indoor (Cooling)	H/M/L/Q	dB(A)	37/34/30/27	38/34/30/27	38/34/30/26	49/44/36/30
	Indoor (Heating)	H/M/L/Q		37/34/31/29	43/38/34/30	43/38/34/30	49/45/40/33
	Outdoor(Cooling/Heating)	High		47/48	49/49	50/50	53/54
Sound Power Level	Indoor(Cooling/Heating)	High	49/49	50/55	50/55	59/61	
	Outdoor(Cooling/Heating)	High	61/63	62/64	62/65	66/66	
Airflow Rate	Indoor / Outdoor	High	m ³ /h	600/1780	680/1910	680/2380	930/2850
Net Dimensions H x W x D	Indoor	mm	245×570×570	245×570×570	245×570×570	245×570×570	
		kg(lbs)	15 (33)	15 (33)	15 (33)	16 (35)	
		mm	578×790×300	578×790×300	632×799×290	716×820×315	
Weight	Outdoor	kg(lbs)	40 (88)	40 (88)	36 (79)	42 (95)	
		mm	6.35/9.52	6.35/12.70	6.35/12.70	6.35/15.88	
Connection Pipe Diameter (Liquid / Gas)		mm	25/32	25/32	25/32	25/32	
Drain hose Diameter (I.D./O.D.)		mm	25 (15)	25 (15)	25 (15)	30 (15)	
Max Pipe Length (Pre-Charge)		m	15	15	15	20	
Operation Range	Cooling	°CDB	-10 to 46	-10 to 46	-10 to 46	-10 to 46	
	Heating		-15 to 24	-15 to 24	-15 to 24	-15 to 24	
Refrigerant	Type (Global Warming Potential)		R410A (2,088)	R410A (2,088)	R410A (2,088)	R410A (2,088)	
	Charge	kg(CO ₂ eq-T)	1.15 (2.4)	1.25 (2.6)	1.20 (2.5)	1.50 (3.1)	
Cassette Grille	Model name		UTG-UFYD-W	UTG-UFYD-W	UTG-UFYD-W	UTG-UFYD-W	
	Dimensions (H × W × D)	mm	49×700×700	49×700×700	49×700×700	49×700×700	
	Weight	kg(lbs)	2.6 (6)	2.6 (6)	2.6 (6)	2.6 (6)	

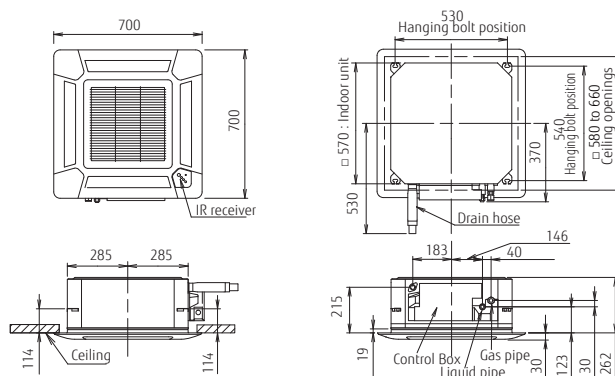
Optional parts

- Air Outlet Shutter Plate: UTR-YDZB
- Wired Remote Controller: UTY-RNNYM, UTY-RVNYM
- Simple Remote Controller: UTY-RSNYM
- Insulation Kit For High Humidity: UTZ-KXGC
- Fresh Air Intake Kit: UTZ-VXAA



Dimensions

(Unit : mm)



Cassette

Circular Flow

Comfort for large room



(30/36/45/54)



Unique Circular Flow design

New Cassette type realizes Circular Flow to blow large airflow in 360° direction by mounting high performance DC fan motor, new turbo fan and unique seamless airflow louver design.




Individual louver control

Each louver can be set individually by Touch Panel Wired Remote Controller to enjoy the comfort of different directional airflows according to various room layouts.

*Touch Panel Wired RC (UTY-RNRYZ2) only



Comfortable air conditioning by preventing direct blowing of cold air and by providing swinging air flow simultaneously.



Efficient air conditioning based on the room layout

Human sensor increases more energy saving

Energy saving operation starts automatically by detecting the motion of a person. 2 modes of save operation mode and stop mode can be selected.



Human sensor (Option)

2 modes can be selected.

- Auto saving** Power is saved while people are away.
- Auto OFF** Operation stops after people go out.

*Touch Panel Wired RC (UTY-RNRYZ2) only

Various Cassette Grille

Both black and white color grilles are available. There are three types, white color grille with Remote Controller, only white color grille and only black color grille. Possible to choose according to the atmosphere and the use of the room.



UTG-UKYA-W
White Color Grille
With touch panel wired
remote controller



UTG-UKYA-B
Black Color Grille



UTG-UKYC-W
White Color Grille

**Model: AUXG18LRLB / AUXG24LRLB
AUXG30LRLB / AUXG36LRLB / AUXG45LRLB / AUXG54LRLB**



Touch Panel Wired R.C.



For AUXG18/24LRLB For AUXG30/36LRLB For AUXG45/54LRLB

Specifications

Model No.	Indoor unit		AUXG18LRLB	AUXG24LRLB	AUXG30LRLB	AUXG36LRLB	AUXG45LRLB	AUXG54LRLB	
	Outdoor unit		AOYG18LBCA	AOYG24LBCA	AOYG30LBTA	AOYG36LBTA	AOYG45LBTA	AOYG54LBTA	
Power Source			Single-phase, ~230V, 50Hz						
Capacity	Cooling	kW	5.2 (0.9-6.5)	6.8 (0.9-8.0)	8.5 (2.8-10.0)	9.5 (2.8-11.2)	12.5 (4.0-14.0)	13.3 (4.5-14.5)	
	Heating		6.0 (0.9-8.0)	7.8 (0.9-9.1)	10.0 (2.7-11.2)	10.8 (2.7-12.7)	14.0 (4.2-16.2)	15.8 (4.7-16.5)	
Input Power	Cooling/Heating		1.42/1.50	2.16/2.18	2.56/2.77	2.96/2.91	3.85/3.73	4.38/4.58	
	EER	Cooling	3.66	3.15	3.32	3.21	3.25	3.04	
COP		Heating	4.00	3.58	3.61	3.71	3.75	3.45	
	Pdesign	Cooling/Heating(-10°C)		5.2/4.3	6.8/6.0	8.5/8.0	9.5/8.7	-	-
SEER		Cooling	7.05	6.60	6.70	6.40	-	-	
	SCOP	Heating (Average)		4.40	4.20	4.30	4.30	-	-
Energy Efficiency Class		Cooling	A++	A++	A++	A++	-	-	
	Heating (Average)		A+	A+	A+	A+	-	-	
Max. Operating Current	Cooling/Heating		A	A	A	A	A	A	
	Annual Energy Consumption	Cooling	10.0/13.5	13.5/18.5	17.0/17.0	20.0/20.0	20.5/20.5	21.5/21.5	
Heating		258	361	444	519	-	-		
Moisture Removal			kWh/a	1367	1999	2604	2833	-	
			l/h	2.2	2.7	2.5	3.3	4.5	
Sound Pressure Level	Indoor (Cooling)	H/M/L/Q	33/32/31/28	35/33/32/29	40/38/36/33	44/41/38/34	46/42/39/35	47/43/40/36	
	Indoor (Heating)	H/M/L/Q	33/32/31/28	35/33/32/29	40/38/36/33	44/41/38/34	46/42/39/35	47/43/40/36	
	Outdoor(Cooling/Heating)	High	51/50	55/56	53/55	54/55	55/55	55/57	
Sound Power Level	Indoor(Cooling/Heating)	High	47/47	49/49	54/54	58/58	60/60	61/61	
	Outdoor(Cooling/Heating)	High	64/62	68/68	67/69	68/70	68/68	69/71	
Airflow Rate	Indoor / Outdoor		High	m ³ /h	1050/1900	1150/2460	1600/3600	1900/3800	2000/6750
	Indoor		mm	246×840×840	246×840×840	288×840×840	288×840×840	288×840×840	288×840×840
Net Dimensions H x W x D	Indoor		kg(lbs)	24 (53)	24 (53)	26 (57)	26 (57)	29 (64)	
	Outdoor		mm	620×790×290	620×790×290	830×900×330	830×900×330	1290×900×330	1290×900×330
Weight	Outdoor		kg(lbs)	41 (90)	41 (90)	61 (134)	61 (134)	86 (189)	
	Connection Pipe Diameter (Liquid / Gas)		mm	6.35/12.7	6.35/15.88	9.52/15.88	9.52/15.88	9.52/15.88	9.52/15.88
Drain hose Diameter (I.D./O.D.)			mm	25/32	25/32	25/32	25/32	25/32	
	Max Pipe Length (Pre-Charge)		m	30 (15)	30 (15)	50 (20)	50 (20)	50 (20)	
Max Height Difference			°CDB	20	20	30	30	30	
	Operation Range	Cooling	°CDB	-15 to 46	-15 to 46	-15 to 46	-15 to 46	-15 to 46	
Heating		°CDB	-15 to 24	-15 to 24	-15 to 24	-15 to 24	-15 to 24		
Refrigerant	Type (Global Warming Potential)		R410A (2,088)	R410A (2,088)	R410A (2,088)	R410A (2,088)	R410A (2,088)	R410A (2,088)	
	Charge		kg(CO2eq-T)	1.80 (3.8)	1.80 (3.8)	2.10 (4.4)	2.10 (4.4)	3.35 (7.0)	
Cassette Grille	Variation		UTG-UKYA-W: White Color with touch panel wired remote controller UTG-UKYA-W: White Color / UTG-UKYA-B*: Black Color						
	Dimensions (H x W x D)		mm	53×950×950	53×950×950	53×950×950	53×950×950	53×950×950	
	Weight		kg(lbs)	6.0 (13)	6.0 (13)	6.0 (13)	6.0 (13)	6.0 (13)	

*1: IR Receiver kit and human sensor kit cannot be connected.

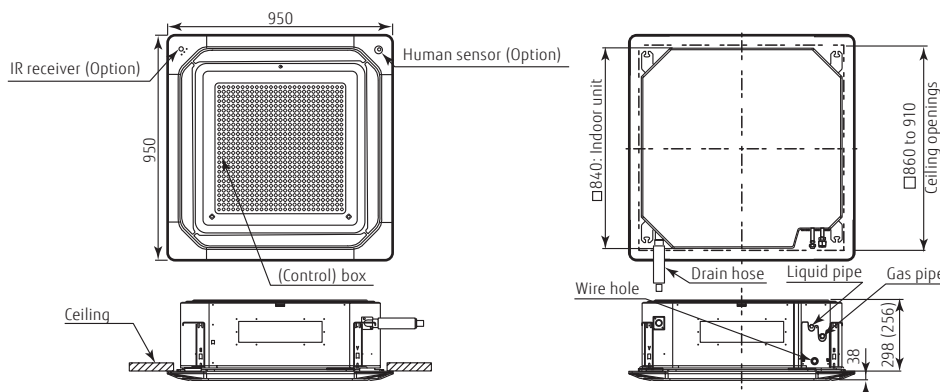
Optional parts

- | | |
|---|---|
| Wired Remote Controller: UTY-RNRYZ2, UTY-RVNYM, UTY-RLRY, UTY-RNNYM | Air Outlet Shutter Plate: UTR-YDZK |
| Simple Remote Controller: UTY-RSNYM, UTY-RSRY | Insulation Kit For High Humidity: UTZ-KXRA |
| IR Receiver Kit: UTY-LBTYC | Flesh Air Intake Kit: UTZ-VXRA |
| Human Sensor Kit: UTY-SHZXC | External input and output PCB (with box): UTY-XCSX + UTZ-GXRA |
| Wide Panel: UTG-AKXA-W | External connect kit: UTY-XWZXZG, UTY-XWZXZ3 |
| Panel Spacer: UTG-BKXA-W | Cassette Grille: UTG-UKYA-W, UTG-UKYA-B, UTG-UKYC-W |
| | Wireless LAN Interface: UTY-TFNXZ1 |



Dimensions

(Unit : mm)



() : AUXG18/24LRLB

Cassette

4-way Flow

Comfort for large room

Single phase

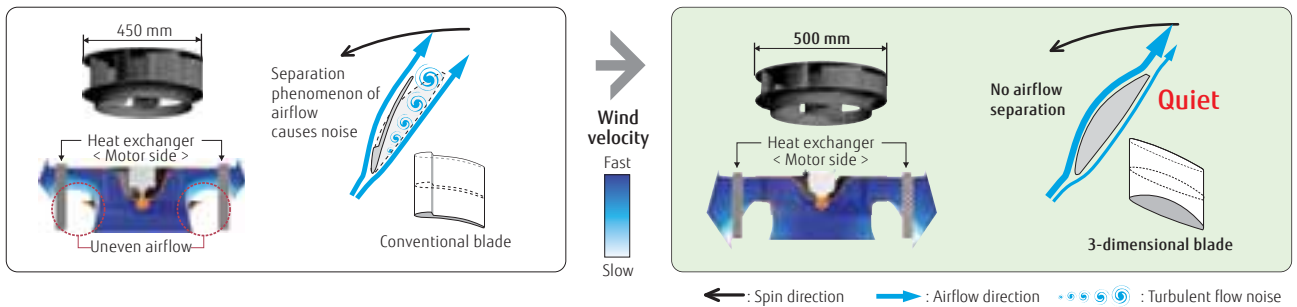


(45/54)

High efficiency turbo fan with 3-dimensional blade

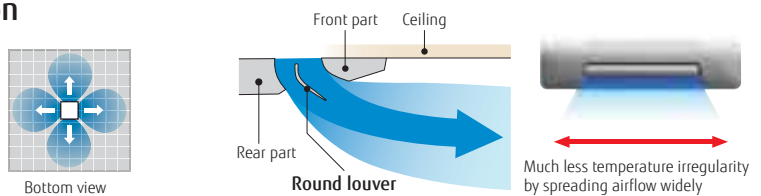
Previous turbo fan: Air passing through the heat exchanger was uneven and the air would only flow close to the ceiling.

New turbo fan: High efficiency airflow distribution has been achieved by the introduction of a 3 dimensional blade which increases the air passing over the heat exchanger.



Improvement of the airflow distribution

New louver: The louver design distributes air leaving a space between the chassis and the ceiling allowing far and wide airflow distribution.

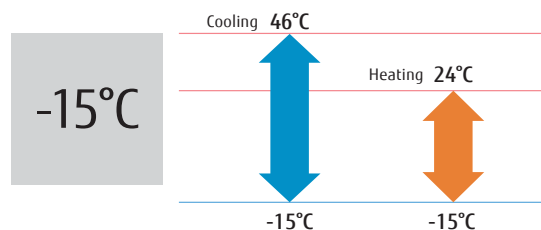


Adjustment of hanger position is possible after installation

Hanging bracket can be checked directly by removing the corner cover. Hanging position can be arranged easily.



Low ambient operation



Model : AUYG30LRLE / AUYG36LRLE / AUYG45LRLA / AUYG54LRLA / AUYG36LRLA [3phase] / AUYG45LRLA [3phase] / AUYG54LRLA [3phase]



Wired R.C.



For AUYG30/36LRLE



For AUYG45LRLA (Single -phase)



For AUYG36/45/54LRLA

Specifications

Model No.	Indoor unit		AUYG30LRLE	AUYG36LRLE	AUYG45LRLA	AUYG45LRLA	AUYG54LRLA	AUYG36LRLA	AUYG45LRLA	AUYG54LRLA	
	Outdoor unit		AOYG30LETL	AOYG36LETL	AOYG45LBTC	AOYG45LETL	AOYG54LETL	AOYG36LATT	AOYG45LATT	AOYG54LATT	
Power Source	Single-phase, ~230V, 50Hz							3-phase, ~400V, 50Hz			
Capacity	Cooling	kW	8.5 (2.8-10.0)	10.0 (2.8-11.2)	12.1 (4.0-13.5)	12.5 (4.0-14.0)	13.3 (4.5-14.5)	10.0 (4.7-11.4)	12.5 (5.0-14.0)	14.0 (5.4-16.0)	
	Heating		10.0 (2.7-11.2)	11.2 (2.7-12.7)	13.5 (4.2-15.7)	14.0 (4.2-16.2)	16.0 (4.7-16.5)	11.2 (5.0-14.0)	14.0 (5.4-16.2)	16.0 (5.8-18.0)	
Input Power	Cooling/Heating	kW	2.65/2.77	3.12/3.02	3.89/3.85	3.88/3.77	4.42/4.69	2.44/2.56	3.54/3.58	4.36/4.43	
EER	Cooling	W/W	3.21	3.21	3.11	3.22	3.01	4.10	3.53	3.21	
	Heating		3.61	3.71	3.51	3.71	3.41	4.38	3.91	3.61	
Pdesign	Cooling/Heating(-10°C)	kW	8.5/8.0	10.0/8.7	-	-	-	10.0/10.0	-	-	
SEER	Cooling	W/W	6.50	6.30	-	-	-	6.50	-	-	
SCOP	Heating (Average)		4.30	4.20	-	-	-	4.30	-	-	
Energy Efficiency Class	Cooling	Class	A++	A++	-	-	-	A++	-	-	
	Heating (Average)		A+	A+	-	-	-	A+	-	-	
Max. Operating Current	Cooling/Heating	A	17.0/17.0	18.5/20.0	23.5/23.5	20.5/20.5	21.5/21.5	7.9/7.9	8.9/8.9	9.9/9.9	
Annual Energy Consumption	Cooling	kWh/a	458	555	-	-	-	538	-	-	
	Heating		2604	2897	-	-	-	3253	-	-	
Moisture Removal		l/h	2.5	3.5	4.5	4.5	5.0	3.0	4.5	5.0	
Sound Pressure Level	Indoor (Cooling)	H/M/L/Q	dB(A)	40/38/36/32	43/38/36/32	46/42/40/36	46/42/40/36	47/43/41/37	44/39/36/33	46/42/40/36	47/43/41/37
	Indoor (Heating)	H/M/L/Q		40/38/36/32	43/38/36/32	46/42/40/36	46/42/40/36	47/43/41/37	44/39/36/33	46/42/40/36	47/43/41/37
Outdoor (Cooling/Heating)	High	53/55		54/55	58/58	55/55	55/57	51/53	54/54	55/56	
Sound Power Level	Indoor (Cooling/Heating)	High		54/54	57/57	-	-	-	58/58	-	-
	Outdoor (Cooling/Heating)	High		68/69	69/70	-	-	-	67/69	-	-
Airflow Rate	Indoor / Outdoor	High		m ³ /h	1600/3600	1800/3800	1900/4650	1900/6750	2000/6750	1800/6200	1900/6750
Net Dimensions H x W x D	Indoor	mm	288x840x840	288x840x840	288x840x840	288x840x840	288x840x840	288x840x840	288x840x840	288x840x840	288x840x840
	Outdoor		kg(lbs)	26 (57)	26 (57)	26 (57)	26 (57)	26 (57)	26 (57)	26 (57)	26 (57)
Weight	Indoor	kg(lbs)	830*900*330	830*900*330	914*970*370	1290*900*330	1290*900*330	1290*900*330	1290*900*330	1290*900*330	1290*900*330
	Outdoor		kg(lbs)	61 (135)	61 (135)	75 (165)	86 (190)	86 (190)	104 (229)	104 (229)	104 (229)
Connection Pipe Diameter (Liquid / Gas)		mm	9.52/15.88	9.52/15.88	9.52/15.88	9.52/15.88	9.52/15.88	9.52/15.88	9.52/15.88	9.52/15.88	
Drain hose Diameter (I.D./O.D.)		mm	25.0/32.0	25.0/32.0	25.0/32.0	25.0/32.0	25.0/32.0	25.0/32.0	25.0/32.0	25.0/32.0	
Max Pipe Length (Pre-Charge)		m	50 (20)	50 (20)	50 (20)	50 (20)	50 (20)	75 (30)	75 (30)	75 (30)	
Max Height Difference			30	30	30	30	30	30	30	30	
Operation Range	Cooling	°CDB	-15 to 46	-15 to 46	-15 to 46	-15 to 46	-15 to 46	-15 to 46	-15 to 46	-15 to 46	
	Heating		-15 to 24	-15 to 24	-15 to 24	-15 to 24	-15 to 24	-15 to 24	-15 to 24	-15 to 24	
Refrigerant	Type (Global Warming Potential)		R410A (2,088)	R410A (2,088)	R410A (2,088)	R410A (2,088)	R410A (2,088)	R410A (2,088)	R410A (2,088)	R410A (2,088)	
	Charge	kg(CO2eq-T)	2.10 (4.4)	2.10 (4.4)	2.90 (6.1)	3.35 (7.0)	3.35 (7.0)	3.45 (7.2)	3.45 (7.2)	3.45 (7.2)	
Cassette Grille	Model name		UTG-UGYA-W	UTG-UGYA-W	UTG-UGYA-W	UTG-UGYA-W	UTG-UGYA-W	UTG-UGYA-W	UTG-UGYA-W	UTG-UGYA-W	
	Dimensions (H x W x D)	mm	50*950*950	50*950*950	50*950*950	50*950*950	50*950*950	50*950*950	50*950*950	50*950*950	
	Weight	kg(lbs)	5.5 (12)	5.5 (12)	5.5 (12)	5.5 (12)	5.5 (12)	5.5 (12)	5.5 (12)	5.5 (12)	

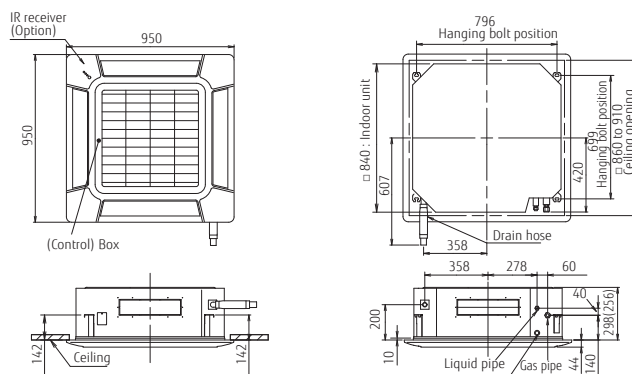
Optional parts

- Wired Remote Controller: UTY-RNNYM, UTY-RVNYM
- Simple Remote Controller: UTY-RSNYM
- IR Receiver Kit: UTY-LRHYA2
- Wide Panel: UTG-AKXA-W
- Panel Spacer: UTG-BKXA-W
- Air Outlet Shutter Plate: UTR-YDZK
- Insulation Kit For High Humidity: UTZ-KXRA
- Fresh Air Intake Kit: UTZ-VXRA
- Wireless LAN Interface: UTY-TFNXZ1



Dimensions

(Unit : mm)



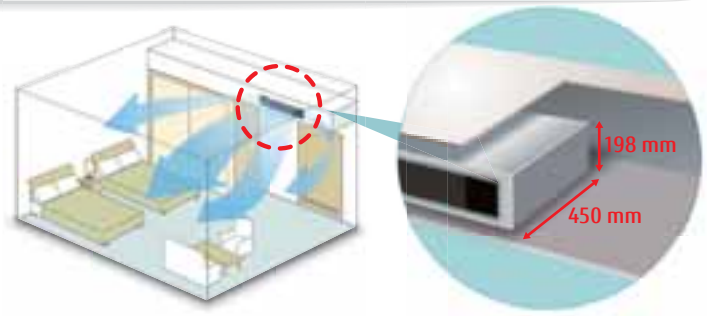
Mini Duct

Built-in Drain Pump



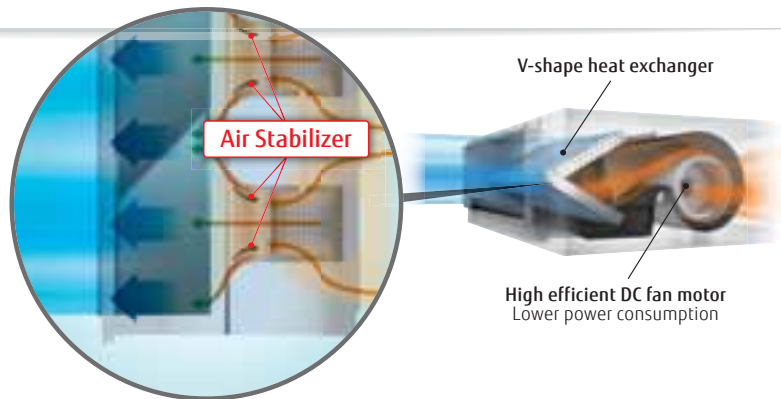
Large living space available

- Installation space can be reduced down to minimum depth 450 mm height 198 mm and compact design
- Minimum size: Depth 450 mm, Height 198 mm Volume 27% down compared with current model
- Lightweight: 15.5 kg 18% down (12/14 class)



Optimum airflow path and low noise operation

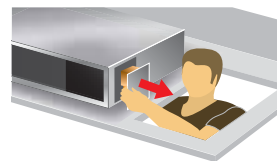
Low noise is realized drastically by stabilized airflow design



Easy design and maintenance for drain

By using the DC fan motor, it is possible to change the static pressure range from 0 to 50 Pa*. The change of static pressure range is possible by remote controller. *: 0 to 30 Pa. (12)

Built-in drain pump as standard:
Maintenance is easy




Parts can be replaced from the side of the body where maintenance is easier

Auto Louver Grille Kit (Option)

- Thin design provides a comfortable living environment over a wide area.
- Automatic louver grille provides comfortable air conditioning all the way down to the floor and matches the interior design well. (Optional)



Model : ARYG12LSLAP / ARYG14LSLAP / ARYG18LSLAP



ARYG12/14LSLAP



ARYG18LSLAP



Wired R.C.



For ARYG12/14LSLAP



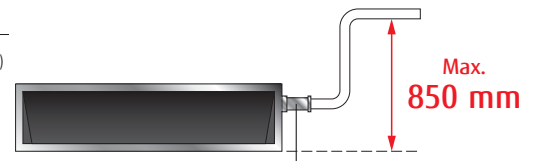
For ARYG18LSLAP

Specifications

Model No.	Indoor unit		ARYG12LSLAP	ARYG14LSLAP	ARYG18LSLAP
	Outdoor unit		AOYG12LALL	AOYG14LALL	AOYG18LBCB
Power Source			Single-phase, ~230V, 50Hz		
Capacity	Cooling	kW	3.5 (0.9-4.4)	4.3 (0.9-5.4)	5.2 (0.9-5.9)
	Heating		4.1 (0.9-5.7)	5.0 (0.9-6.5)	6.0 (0.9-7.5)
Input Power	Cooling/Heating		1.03/1.15	1.34/1.49	1.62/1.77
	EER	Cooling	3.40	3.21	3.21
COP	Heating		3.56	3.35	3.38
	Pdesign	Cooling/Heating(-10°C)	3.5/4.2	4.3/4.5	5.2/5.2
SEER	Cooling		5.70	5.60	5.80
	Heating		3.90	3.80	3.80
Energy Efficiency Class	Cooling		A+	A+	A+
	Heating		A	A	A
Max. Operating Current	Cooling/Heating		A	9.0/12.5	11.5/13.5
Annual Energy Consumption	Cooling		215	269	314
	Heating		1505	1656	1913
Moisture Removal			1.2	1.4	1.8
Sound Pressure Level	Indoor (Cooling)	H/M/L/Q	31/27/25/23	35/30/27/23	33/29/26/23
	Indoor (Heating)	H/M/L/Q	31/27/25/23	35/30/27/23	33/29/26/23
	Outdoor (Cooling/Heating)	High	47/48	49/49	50/50
Sound Power Level	Indoor (Cooling/Heating)	High	55/57	60/62	58/59
	Outdoor (Cooling/Heating)	High	61/63	62/64	62/65
Airflow Rate	Indoor / Outdoor	High	m³/h 650/1780	800/1910	940/2380
Static pressure range (Standard)			Pa 0 - 30 (10)	0 - 50 (15)	0 - 50 (15)
Net Dimensions H x W x D Weight	Indoor		mm 198×700×450	198×700×450	198×900×450
			kg(lbs) 15.5 (34)	15.5 (34)	18.5 (41)
	Outdoor		mm 578×790×300	578×790×300	632×799×290
			kg(lbs) 40 (88)	40 (88)	36 (79)
Connection Pipe Diameter (Liquid / Gas)			mm 6.35/9.52	6.35/12.70	6.35/12.70
Drain hose Diameter (I.D./O.D.)			25/32	25/32	5
Max Pipe Length (Pre-Charge)			m 25 (15)	25 (15)	25 (15)
Max Height Difference			15	15	15
Operation Range	Cooling		°CDB -10 to 46	-10 to 46	-10 to 46
	Heating		-15 to 24	-15 to 24	-15 to 24
Refrigerant	Type (Global Warming Potential)		R410A (2,088)	R410A (2,088)	R410A (2,088)
	Charge		kg(CO2eq-T) 1.15 (2.4)	1.25 (2.6)	1.20 (2.5)

Optional parts

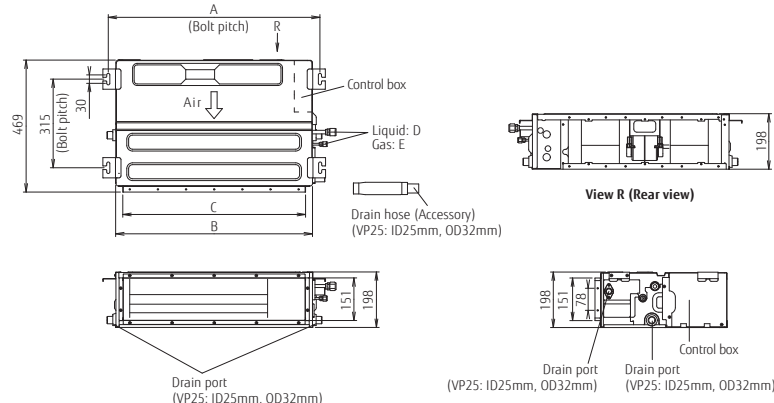
- Wired Remote Controller: UTY-RLRY, UTY-RNRYZ2, UTY-RVNYM
- Simple Remote Controller: UTY-RSNYM, UTY-RSRY
- IR Receiver Kit: UTY-LBTYM
- Remote Sensor Unit: UTY-XSZX
- Auto Louver Grille Kit: UTD-GXTA-W (ARYG12/14LSLAP)
UTD-GXTB-W (ARYG18LSLAP)
- External connect kit: UTY-XWZXZG
- Wireless LAN Interface: UTY-TFSXZ1



Drain hose is standard accessory

Dimensions

(Unit : mm)



	ARYG12/14LSLAP	ARYG18LSLAP
A	752	952
B	700	900
C	650	850
D	6.35	9.52
E	12,7	15.88

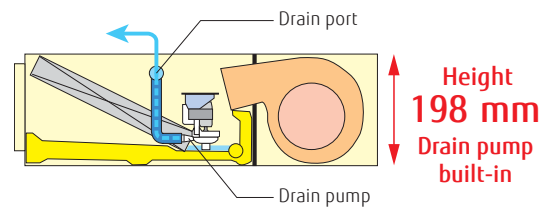
Slim Duct

Slim & Comfort




Slim design

The slim design allows installations where ceilings are narrow. Drain hose as standard accessory



Flexible installation

2-type installation methods of ceiling concealed and floor concealed can be selected.



Selectable with a wide range of static pressure

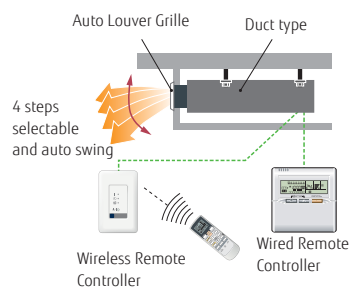
By using the DC fan motor, it is possible to change the static pressure range from 0 to 90 Pa. The change of static pressure range is possible by remote controller.



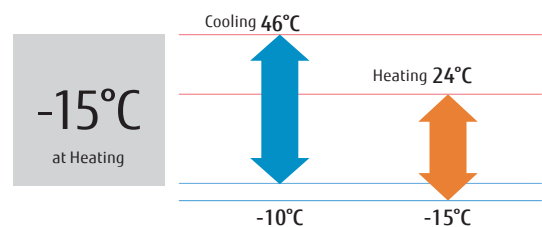
Static pressure range
0 to 90 Pa

Auto Louver Grille Kit (Option)

Simple flat Auto Louver will provide comfort airflow and harmonize with luxury interior.



Low ambient operation



Model : ARYG12LLTB / ARYG14LLTB / ARYG18LLTB



ARYG12/14LLTB



ARYG18LLTB



Wired R.C.



For ARYG12/14LLTB



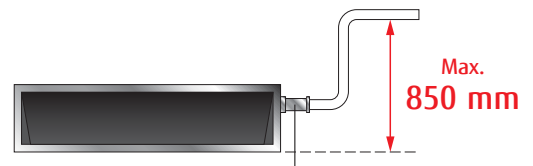
For ARYG18LLTB

Specifications

Model No.	Indoor unit		ARYG12LLTB	ARYG14LLTB	ARYG18LLTB	
	Outdoor unit		AOYG12LALL	AOYG14LALL	AOYG18LBCB	
Power Source			Single-phase, ~230V, 50Hz			
Capacity	Cooling	kW	3.5 (0.9-4.4)	4.3 (0.9-5.4)	5.2 (0.9-5.9)	
	Heating		4.1 (0.9-5.7)	5.0 (0.9-6.5)	6.0 (0.9-7.5)	
Input Power	Cooling/Heating	kW	1.05/1.11	1.33/1.34	1.62/1.66	
EER	Cooling	W/W	3.33	3.21	3.21	
COP	Heating		3.69	3.71	3.61	
Pdesign	Cooling/Heating(-10°C)	kW	3.5/4.2	4.3/4.5	5.2/5.2	
SEER	Cooling	W/W	5.90	5.80	6.20	
SCOP	Heating		4.00	3.90	4.10	
Energy Efficiency Class	Cooling	A+			A++	
	Heating	A+			A+	
Max. Operating Current	Cooling/Heating	A	7.5/10.0	9.0/12.5	11.5/13.5	
Annual Energy Consumption	Cooling	kWh/a	207	259	294	
	Heating		1467	1614	1775	
Moisture Removal		l/h	1.3	1.5	2.0	
Sound Pressure Level	Indoor (Cooling)	H/M/L/Q	29/28/26/25	32/30/28/26	32/30/29/27	
	Indoor (Heating)	H/M/L/Q	29/28/26/24	32/30/28/25	32/30/29/27	
	Outdoor (Cooling/Heating)	High	47/48	49/49	50/50	
Sound Power Level	Indoor (Cooling/Heating)	High	58/58	60/60	58/58	
	Outdoor (Cooling/Heating)	High	61/63	62/64	62/65	
Airflow Rate	Indoor / Outdoor	High	m³/h	650/1780	800/1910	940/2380
Static pressure range (Standard)		Pa	0 to 90 (25)	0 to 90 (25)	0 to 90 (25)	
Net Dimensions H x W x D Weight	Indoor	mm	198×700×620	198×700×620	198×900×620	
		kg(lbs)	19 (42)	19 (42)	23 (51)	
	Outdoor	mm	578×790×300	578×790×300	632×799×290	
		kg(lbs)	40 (88)	40 (88)	36 (79)	
Connection Pipe Diameter (Liquid / Gas)		mm	6.35/9.52	6.35/12.70	6.35/12.70	
Drain hose Diameter (I.D./O.D.)			25/32	25/32	25/32	
Max Pipe Length (Pre-Charge)		m	25 (15)	25 (15)	25 (15)	
Max Height Difference			15	15	15	
Operation Range	Cooling	°CDB	-10 to 46	-10 to 46	-10 to 46	
	Heating		-15 to 24	-15 to 24	-15 to 24	
Refrigerant	Type (Global Warming Potential)		R410A (2,088)	R410A (2,088)	R410A (2,088)	
	Charge	kg(CO2eq-T)	1.15 (2.4)	1.25 (2.6)	1.20 (2.5)	

Optional parts

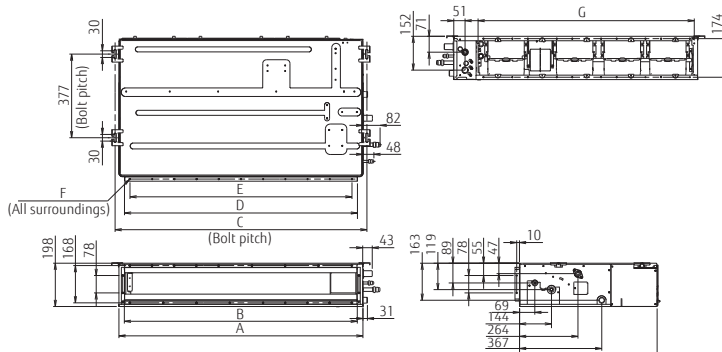
Wired Remote Controller: UTY-RNNYM, UTY-RVNYM	Auto Louver Grille Kit: UTD-GXTA-W (For ARYG12 / 14LLTB)
Simple Remote Controller: UTY-RSNYM	UTD-GXTB-W (For ARYG18LLTB)
IR Receiver Kit: UTY-LRHYM	External connect kit: UTD-ECCSA
Remote Sensor Unit: UTY-XSZX	Wireless LAN Interface: UTY-TFNXZ1



Drain hose is standard accessory

Dimensions

(Unit : mm)



	ARYG12 / 14LLTB	ARYG18LLTB
A	700	900
B	650	850
C	734	934
D	650	850
E	P100x6=600	P100x8=800
F	18xØ5	22xØ5
G	574	774

Medium Static Pressure Duct

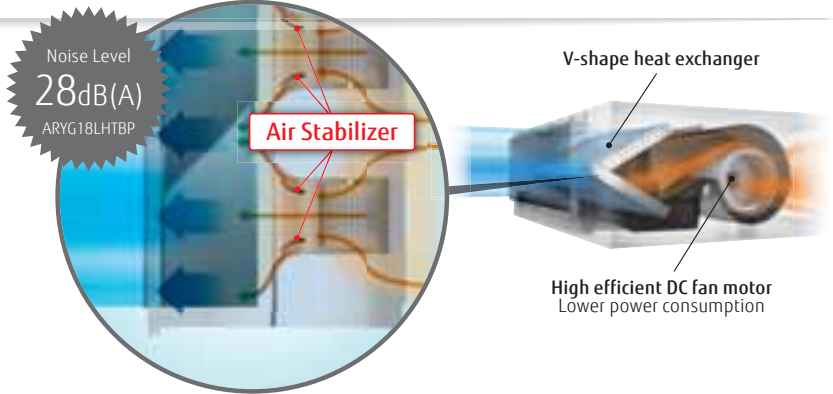
Compact & Comfort

(30/36/45/54) (12/14/18/24)



High Efficiency & Quiet operation

The combination of the V-shaped heat exchanger, air stabilizer, and the high efficient DC fan motor allowed high efficiency and quiet operation.



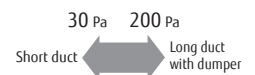
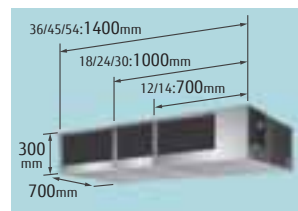
Automatic Airflow adjustment function

This unique and innovative function detects required air flow in each application case and automatically adjust the volume.



Improved installation flexibility

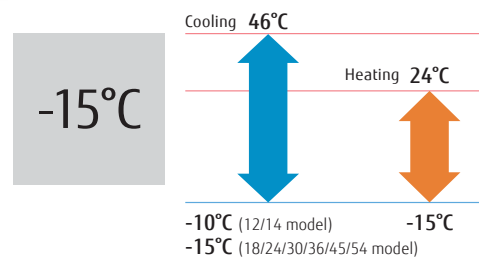
- Capable to be installed in various applications that requires static pressure of 30 Pa to 200 Pa
- Built-in drain pump, rises drain up to 850 mm
- Unified depth throughout the range enables the selection of the capacity regardless of the additional space.



Improved service and maintenance

- Drain pump is easily detachable from the side
- Easy access to electrical box
- Error code can be checked more in detail from error history

Low ambient operation



**Model: ARYG12LHTBP / ARYG14LHTBP / ARYG18LHTBP / ARYG24LHTBP
ARYG30LHTBP / ARYG36LHTBP / ARYG45LHTBP / ARYG54LHTBP**



Touch Panel Wired R.C.



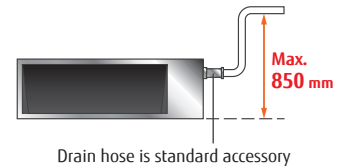
For ARYG12/14LHTBP For ARYG18/24LHTBP For ARYG30/36LHTBP For ARYG45/54LHTBP

Specifications

Model No.	Indoor unit		ARYG12LHTBP	ARYG14LHTBP	ARYG18LHTBP	ARYG24LHTBP	ARYG30LHTBP	ARYG36LHTBP	ARYG45LHTBP	ARYG54LHTBP
	Outdoor unit		AOYG12LBLA	AOYG14LBLA	AOYG18LBCA	AOYG24LBCA	AOYG30LBTA	AOYG36LBTA	AOYG45LBTA	AOYG54LBTA
Power Source			Single-phase, ~230V, 50Hz							
Capacity	Cooling	kW	3.5 (0.9-4.4)	4.3 (0.9-5.4)	5.2 (0.9-6.5)	6.8 (0.9-8.0)	8.5 (2.8-10.0)	9.4 (2.8-11.2)	12.1 (4.0-14.0)	13.4 (4.5-14.5)
	Heating		4.1 (0.9-5.7)	5.0 (0.9-6.5)	6.0 (0.9-8.0)	8.0 (0.9-9.1)	10.0 (2.7-11.2)	11.2 (2.7-12.7)	13.3 (4.2-16.2)	16.0 (4.7-16.5)
Input Power	Cooling/Heating	kW	0.90/1.00	1.18/1.25	1.37/1.48	1.95/2.21	2.65/2.70	2.83/3.07	3.59/3.44	4.42/4.62
	Cooling		W/W	3.89	3.64	3.80	3.49	3.21	3.32	3.37
COP	Cooling	W/W	4.10	4.00	4.05	3.62	3.70	3.65	3.87	3.46
	Heating		4.10	4.00	4.05	3.62	3.70	3.65	3.87	3.46
Pdesign	Cooling/Heating(-10°C)	kW	3.5/4.2	4.3/4.5	5.2/ 4.3	6.8/ 6.0	8.5/8.0	9.4/8.7	-	-
	Cooling		W/W	6.20	6.10	7.15	6.50	5.95	5.81	-
SEER	Cooling	W/W	6.20	6.10	7.15	6.50	5.95	5.81	-	-
	Heating (Average)		4.10	4.00	4.11	4.01	3.95	3.81	-	-
Energy Efficiency Class	Cooling	Class	A++	A++	A++	A++	A+	A+	-	-
	Heating (Average)		A+	A+	A+	A+	A	A	-	-
Max. Operating Current	Cooling/Heating	A	8.0/10.5	9.5/13.0	10.0/13.5	13.5/18.5	17.0/17.0	20.0/20.0	22.5/22.5	23.5/23.5
	Cooling		kWh/a	198	247	255	366	500	566	-
Annual Energy Consumption	Heating	kWh/a	1434	1573	1462	2092	2833	3194	-	-
	Moisture Removal	l/h	0.7	0.9	1.2	1.8	2.3	2.0	2.6	2.6
Sound Pressure Level	Indoor (Cooling)	H/M/L/Q	32/27/26/24	33/28/27/25	28/25/22/20	32/28/24/21	36/33/30/29	36/31/28/26	39/35/31/29	39/35/31/29
	Indoor (Heating)	H/M/L/Q	32/27/26/24	33/28/27/25	28/25/22/20	32/28/24/21	36/33/30/29	33/31/28/26	39/35/31/29	39/35/31/29
	Outdoor (Cooling/Heating)	High	47/48	49/49	50/51	55/56	53/55	54/55	55/55	55/57
Sound Power Level	Indoor (Cooling/Heating)	High	57/58	59/60	54/54	57/57	63/65	64/63	67/69	67/69
	Outdoor (Cooling/Heating)	High	60/61	64/63	64/62	68/68	68/69	69/70	68/68	69/71
	Airflow Rate (High)	Indoor / Outdoor	High	m³/h	850/1780	950/1910	1050/ 1900	1360/ 2460	1700/ 3600	2050/ 3800
Static pressure range (Standard)		Pa	30 to 200 (35)	30 to 200 (35)	30 to 200 (35)	30 to 200 (35)	30 to 200 (47)	30 to 200 (47)	30 to 200 (60)	30 to 200 (60)
		mm	300×700×700	300×700×700	300×1000×700	300×1000×700	300×1000×700	300×1400×700	300×1400×700	300×1400×700
Net Dimensions H x W x D	Indoor	kg(lbs)	27 (59)	27 (59)	36 (79)	36 (79)	36 (79)	46 (101)	46 (101)	46 (101)
		mm	578×790×300	578×790×300	620×790×290	620×790×290	830×900×330	830×900×330	1290×900×330	1290×900×330
		kg(lbs)	40 (88)	40 (88)	41 (90)	41 (90)	61 (134)	61 (134)	86 (189)	86 (189)
Weight	Outdoor	kg(lbs)	40 (88)	40 (88)	41 (90)	41 (90)	61 (134)	61 (134)	86 (189)	86 (189)
		mm	578×790×300	578×790×300	620×790×290	620×790×290	830×900×330	830×900×330	1290×900×330	1290×900×330
		kg(lbs)	40 (88)	40 (88)	41 (90)	41 (90)	61 (134)	61 (134)	86 (189)	86 (189)
Connection Pipe Diameter (Liquid / Gas)		mm	6.35/9.52	6.35/12.70	6.35/12.70	6.35/15.88	9.52/15.88	9.52/15.88	9.52/15.88	9.52/15.88
Drain hose Diameter (I.D./O.D.)		mm	25/32	25/32	25/32	25/32	25/32	25/32	25/32	25/32
Max Pipe Length (Pre-Charge)		m	25 (15)	25 (15)	30 (15)	30 (15)	50 (20)	50 (20)	50 (20)	50 (20)
Max Height Difference		m	15	15	20	20	30	30	30	30
Operation Range	Cooling	°CDB	-10 to 46	-10 to 46	-15 to 46	-15 to 46	-15 to 46	-15 to 46	-15 to 46	-15 to 46
	Heating		-15 to 24	-15 to 24	-15 to 24	-15 to 24	-15 to 24	-15 to 24	-15 to 24	-15 to 24
Refrigerant	Type (Global Warming Potential)		R410A (2,088)	R410A (2,088)	R410A (2,088)	R410A (2,088)	R410A (2,088)	R410A (2,088)	R410A (2,088)	R410A (2,088)
	Charge	kg(CO2eq-T)	1.15 (2.4)	1.25 (2.6)	1.80 (3.8)	1.80 (3.8)	2.10 (4.4)	2.10 (4.4)	3.35 (7.0)	3.35 (7.0)

Optional parts

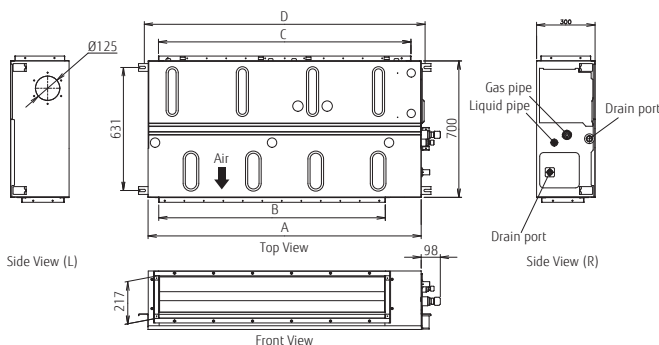
- Wired Remote Controller: UTY-RNRY22, UTY-RVNYM, UTY-RNNYM, UTY-RLRY
- Simple Remote Controller: UTY-RSNYM, UTY-RSRY
- IR Receiver Unit : UTY-LBTYM
- External input and output PCB (with bracket): UTY-XCSX + UTZ-GXNA
- External connect kit: UTY-XWZXZG, UTY-XWZXZ3
- Long life filter: UTD-LFNA (for ARYG36/45/54LHTBP), UTD-LFNB (for ARYG24/30LHTBP), UTD-LFNC (for ARYG12/14LHTBP)
- Remote Sensor Unit: UTY-XSZX
- Wireless LAN Interface: UTY-TFNXZ1



Drain hose is standard accessory

Dimensions

(Unit : mm)



	ARYG12/14LHTBP	ARYG18/24/30LHTBP	ARYG36/45/54LHTBP
A	700	1,000	1,400
B	462	762	1,162
C	650	895	1,295
D	740	1,040	1,440

PRODUCT LINEUP: SPLIT

Medium Static Pressure Duct

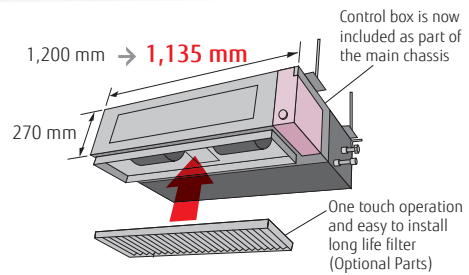
Standard

Single phase
(30/36/45) (24)

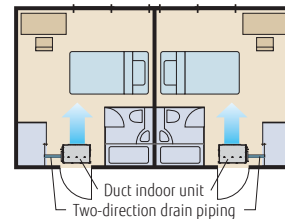


Slim & Compact design

In the case of bottom return air connection, not only does the indoor unit design allow for installation in a narrow ceiling space of up to 270 mm, Further space savings have been achieved by mounting the control box internally inside the chassis.



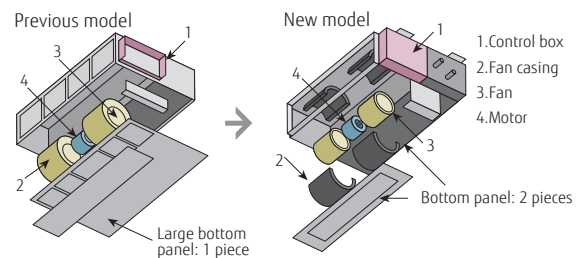
Two-direction drain piping



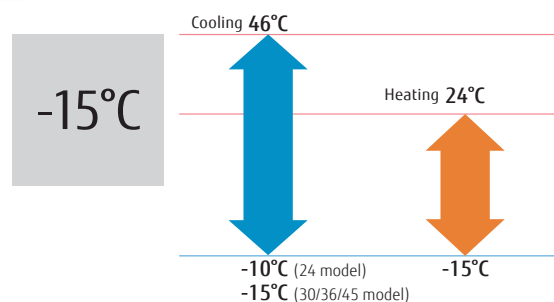
Easy maintenance

Structural improvement is attained by making the bottom panel two pieces, front and rear. The internal fan casing is also manufactured in two pieces, namely upper and lower. The maintenance of the motor and fan can be easily carried out by removing the rear panel and the lower part of the casing while leaving the main chassis installed.


See below for the case of rear suction type



Low ambient operation



Model : ARYG24LMLA / ARYG30LMLE / ARYG36LMLE / ARYG45LMLA / ARYG36LMLA [3phase] / ARYG45LMLA [3phase]



For ARYG24LMLA



For ARYG30/36LMLE



For ARYG45LMLA (Single -phase)



For ARYG36/45LMLA

Specifications

Model No.	Indoor unit		ARYG24LMLA	ARYG30LMLE	ARYG36LMLE	ARYG45LMLA	ARYG45LMLA	ARYG36LMLA	ARYG45LMLA	
	Outdoor unit		AOYG24LBCB	AOYG30LETL	AOYG36LETL	AOYG45LBCB	AOYG45LETL	AOYG36LATT	AOYG45LATT	
Power Source			Single-phase, ~230V, 50Hz						3-phase, ~400V, 50Hz	
Capacity	Cooling	kW	6.8 (0.9-8.0)	8.5 (2.8-10.0)	9.4 (2.8-11.2)	12.1 (4.0-13.0)	12.1 (4.0-13.3)	10.0 (4.7-11.4)	12.5 (5.0-14.0)	
	Heating		8.0 (0.9-9.1)	10.0 (2.7-11.2)	11.2 (2.7-12.7)	13.3 (4.2-15.2)	13.1 (4.2-15.5)	11.2 (5.0-14.0)	14.0 (5.4-16.2)	
Input Power	Cooling/Heating	kW	2.21/2.26	2.65/2.68	2.96/3.10	4.29/3.84	3.77/3.68	2.84/2.87	3.89/3.88	
EER	Cooling	W/W	3.08	3.21	3.18	2.82	3.21	3.52	3.21	
COP	Heating		3.54	3.73	3.61	3.46	3.61	3.90	3.61	
Pdesign	Cooling/Heating (-10°C)	kW	6.8/6.0	8.5/8.0	9.4/8.7	-	-	10.0/10.0	-	
SEER	Cooling	W/W	5.60	5.90	5.70	-	-	5.80	-	
SCOP	Heating		3.90	3.90	3.80	-	-	4.00	-	
Energy Efficiency Class	Cooling	A++		A+	A+	-	-	A+	-	
	Heating	A+		A	A	-	-	A+	-	
Max. Operating Current	Cooling/Heating	A	14.7/15.7	17.0/17.0	18.5/20.0	23.5/23.5	21.0/21.0	8.5/8.5	9.5/9.5	
Annual Energy Consumption	Cooling	kWh/a	384	504	576	-	-	603	-	
	Heating		2098	2868	3202	-	-	3497	-	
Moisture Removal		l/h	2.5	2.5	3.0	4.0	4.0	3.0	4.5	
Sound Pressure Level	Indoor (Cooling)	H/M/L/Q	31/29/27/25	39/35/30/26	39/35/30/26	42/38/32/28	42/38/32/28	38/36/31/26	42/38/32/28	
	Indoor (Heating)	H/M/L/Q	31/29/27/25	42/35/30/26	42/35/30/26	42/38/32/28	42/38/32/28	40/36/31/26	42/38/32/28	
	Outdoor (Cooling/Heating)	High	53/54	53/55	54/55	58/58	55/55	51/53	54/54	
Sound Power Level	Indoor (Cooling/Heating)	High	60/62	65/69	65/70	-	-	65/67	-	
	Outdoor (Cooling/Heating)	High	66/66	68/69	69/70	-	-	67/69	-	
Airflow Rate	Indoor / Outdoor	High	m³/h	1100/2850	1900/3600	1900/3800	2100/4650	2100/6750	1800/6200	2100/6750
Static pressure range (Standard)		Pa	30 to 150 (35)	30 to 150 (47)	30 to 150 (47)	30 to 150 (60)	30 to 150 (60)	30 to 150 (47)	30 to 150 (60)	
		mm	270×1135×700	270×1135×700	270×1135×700	270×1135×700	270×1135×700	270×1135×700	270×1135×700	
Net Dimensions H x W x D	Indoor	kg (lbs)	38 (84)	40 (88)	40 (88)	40 (88)	40 (88)	40 (88)	40 (88)	
	Outdoor	kg (lbs)	716×820×315	830×900×330	830×900×330	914×970×370	1290×900×330	1290×900×330	1290×900×330	
Weight	Indoor	kg (lbs)	42 (-)	61 (134)	61 (134)	75 (165)	86 (190)	104 (229)	104 (229)	
	Outdoor	kg (lbs)	716×820×315	830×900×330	830×900×330	914×970×370	1290×900×330	1290×900×330	1290×900×330	
Connection Pipe Diameter (Liquid / Gas)		mm	6.35/15.88	9.52/15.88	9.52/15.88	9.52/15.88	9.52/15.88	9.52/15.88	9.52/15.88	
Drain hose Diameter (I.D./O.D.)		mm	35.7/38.1	35.7/38.1	35.7/38.1	35.7/38.1	35.7/38.1	35.7/38.1	35.7/38.1	
Max Pipe Length (Pre-Charge)		m	30 (15)	50 (20)	50 (20)	50 (20)	50 (20)	75 (30)	75 (30)	
Max Height Difference			20	30	30	30	30	30	30	
Operation Range	Cooling	°CDB	-10 to 46	-15 to 46	-15 to 46	-15 to 46	-15 to 46	-15 to 46	-15 to 46	
	Heating		-15 to 24	-15 to 24	-15 to 24	-15 to 24	-15 to 24	-15 to 24	-15 to 24	
Refrigerant	Type (Global Warming Potential)		R410A (2,088)	R410A (2,088)	R410A (2,088)	R410A (2,088)	R410A (2,088)	R410A (2,088)	R410A (2,088)	
	Charge	kg(CO2eq-T)	1.50 (3.1)	2.10 (4.4)	2.10 (4.4)	2.90 (6.1)	3.35 (7.0)	3.45 (7.2)	3.45 (7.2)	

Optional parts

Wired Remote Controller: UTY-RNNYM, UTY-RVNYM

Remote Sensor Unit: UTY-XS2X

Simple Remote Controller: UTY-RSNYM

Drain Pump Unit: UTZ-PX1NBA

Flange (Round): UTD-RF204

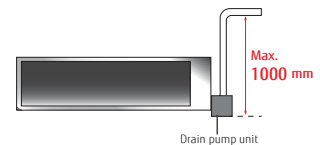
IR Receiver Kit: UTY-LRHYM

Flange (Square): UTD-SF045T

External connect kit: UTD-EC55A

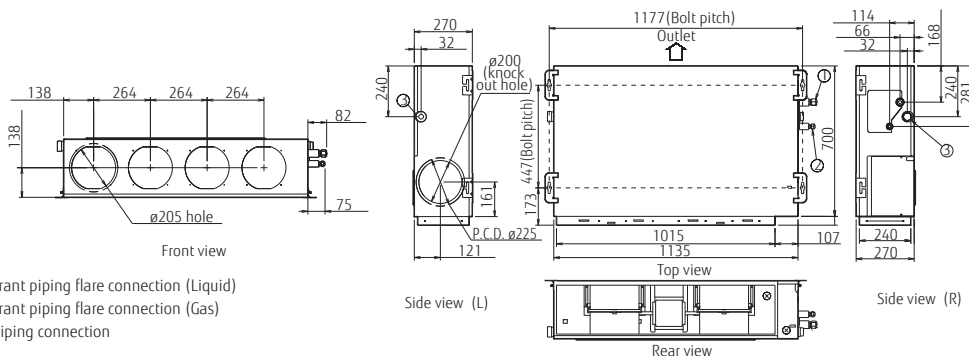
Long Life Filter: UTD-LF25NA

Wireless LAN Interface: UTY-TFNX21



Dimensions

(Unit : mm)



- ① Refrigerant piping flare connection (Liquid)
- ② Refrigerant piping flare connection (Gas)
- ③ Drain piping connection

High Static Pressure Duct



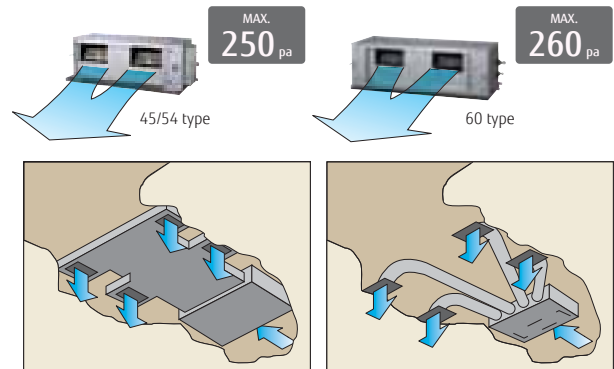
Single phase (60)
ALL DC
 i-PAM



High energy efficiency

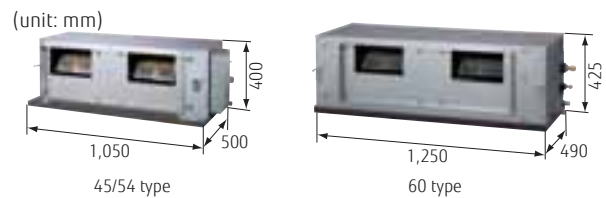
Significantly greater efficiency is realized by using all DC inverter technology. (60 type)

Design also corresponding to high static pressure



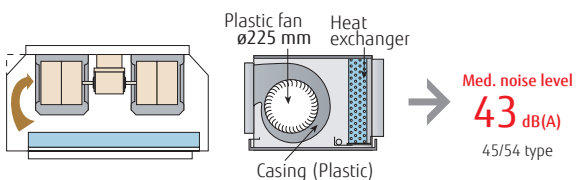
Easy installation (Compact size & Lightweight)

A compact size and lightweight indoor unit has been developed by reducing the basic chassis and the overall material weight.

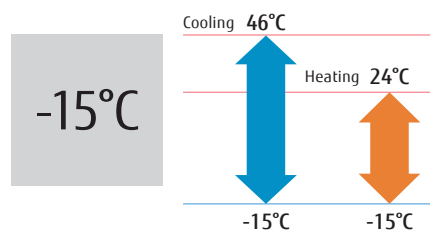


Low noise

Cutting off the corners has enabled less turbulent airflow. Low noise is realized by adopting a plastic case and a plastic fan.



Low ambient operation



**Model : ARYG45LHTA / ARYG54LHTA /
ARYG45LHTA [3phase] / ARYG54LHTA [3phase] / ARYG60LHTA [3phase]**



Wired R.C.



ARYG45/54LHTA

ARYG60LHTA

Specifications

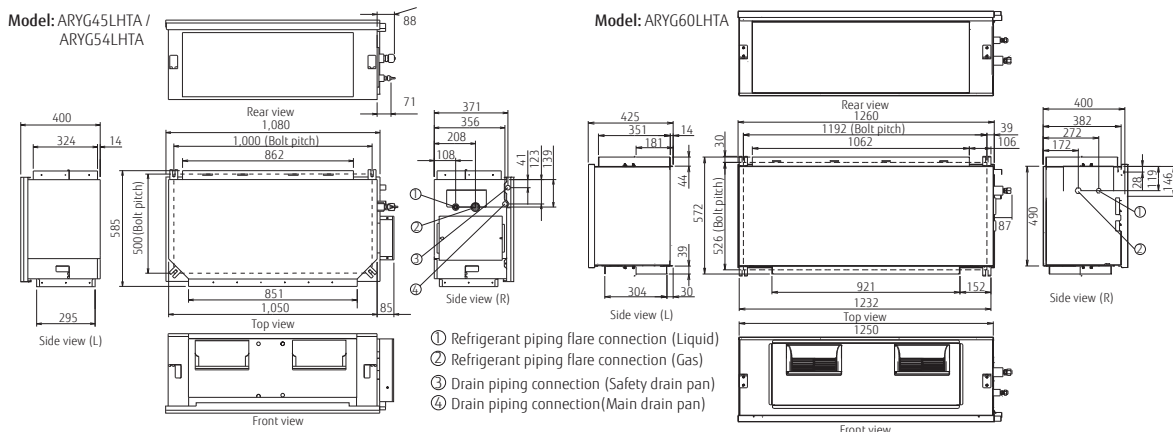
Model No.	Indoor unit		ARYG45LHTA	ARYG54LHTA	ARYG45LHTA	ARYG54LHTA	ARYG60LHTA	
	Outdoor unit		AOYG45LETL	AOYG54LETL	AOYG45LATT	AOYG54LATT	AOYG60LATT	
Power Source			Single-phase, ~230V, 50Hz		3-phase, ~400V, 50Hz			
Capacity	Cooling	kW	12.5 (4.5-14.0)	13.4 (5.0-14.5)	12.5 (5.0-14.0)	14.0 (5.4-16.0)	15.0 (6.2-17.5)	
	Heating		14.0 (5.0-16.2)	16.0 (5.5-18.0)	14.0 (5.4-16.2)	16.0 (5.8-18.0)	18.0 (6.2-20.0)	
Input Power	Cooling/Heating	kW	4.30/3.80	4.77/4.69	4.06/3.67	4.65/4.37	4.70/5.15	
EER	Cooling	W/W	2.91	2.81	3.08	3.01	3.19	
COP	Heating		3.68	3.41	3.81	3.66	3.50	
Max. Operating Current	Cooling/Heating	A	22.5/22.5	23.5/23.5	11.0/11.0	12.0/12.0	12.5 /12.5	
Moisture Removal		l/h	1.5	2.0	1.5	2.5	2.0	
Sound Pressure	Indoor (Cooling)	H/M/L/Q	47/43/40/-	47/43/40/-	47/43/40/-	47/43/40/-	45/40/36/-	
	Indoor (Heating)	H/M/L/Q	47/43/40/-	47/43/40/-	47/43/40/-	47/43/40/-	45/40/36/-	
	Outdoor(Cooling/Heating)	High	55/55	55/57	54/54	55/56	56/58	
Airflow Rate	Indoor / Outdoor	High	m ³ /h	3350/6750	3350/6750	3350/6750	3350/6900	3550/6900
Static pressure range (Standard)			Pa	100 to 250 (100)	100 to 250 (100)	100 to 250 (100)	100 to 250 (100)	60 to 260 (60)
Net Dimensions H x W x D	Indoor		mm	400×1050×500	400×1050×500	400×1050×500	400×1050×500	425×1250×490
			kg(lbs)	46 (101)	46 (101)	46 (101)	46 (101)	54 (119)
Weight	Outdoor		mm	1290×900×330	1290×900×330	1290×900×330	1290×900×330	1290×900×330
			kg(lbs)	86 (189)	86 (189)	104 (229)	104 (229)	104 (229)
Connection Pipe Diameter (Liquid / Gas)			mm	9.52/15.88	9.52/15.88	9.52/15.88	9.52/15.88	9.52/15.88
Drain hose Diameter (I.D./O.D.)			mm	23.4/25.4	23.4/25.4	23.4/25.4	23.4/25.4	23.4/25.4
Max Pipe Length (Pre-Charge)			m	50 (20)	50 (20)	75 (30)	75 (30)	75 (30)
Max Height Difference				30	30	30	30	30
Operation Range	Cooling	°CDB		-15 to 46	-15 to 46	-15 to 46	-15 to 46	-15 to 46
	Heating			-15 to 24	-15 to 24	-15 to 24	-15 to 24	-15 to 24
Refrigerant	Type (Global Warming Potential)			R410A (2,088)	R410A (2,088)	R410A (2,088)	R410A (2,088)	R410A (2,088)
	Charge	kg(CO2eq-T)		3.35 (7.0)	3.35 (7.0)	3.45 (7.2)	3.45 (7.2)	3.45 (7.2)

Optional parts

- Wired Remote Controller: UTY-RNNYM, UTY-RVNYM
- Simple Remote Controller: UTY-RSNYM
- Long-Life Filter: UTD-LF60KA (For ARYG45/54LHTA only)
- Remote Sensor Unit: UTY-XSZX
- IR Receiver Kit: UTY-LRHYM(For ARYG60LHTA only)
- External connect kit: UTD-ECC5A, UTY-XWZXZ3
- Wireless LAN Interface: UTY-TFNXZ1

Dimensions

(Unit : mm)



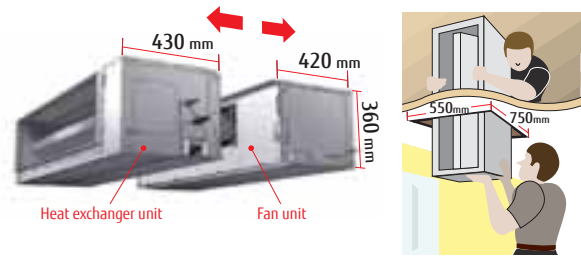
- ① Refrigerant piping flare connection (Liquid)
- ② Refrigerant piping flare connection (Gas)
- ③ Drain piping connection (Safety drain pan)
- ④ Drain piping connection(Main drain pan)

Big Duct



Separation is possible by lightweight compact design

The indoor unit can be separated into fan unit and heat-exchanger unit to assist the installation works.



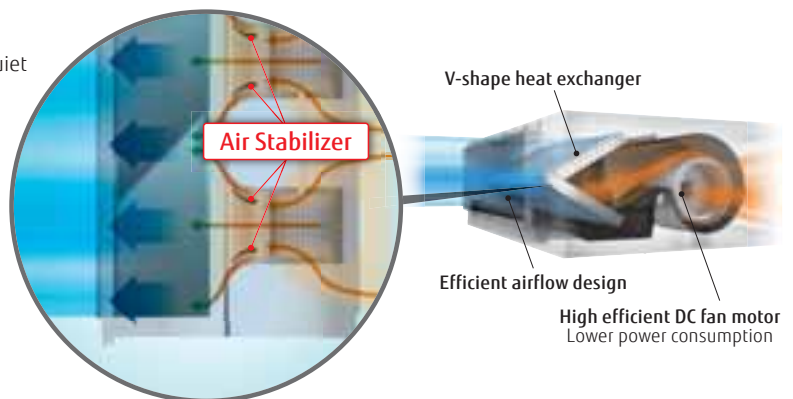
Automatic Airflow adjustment function

This function can set the optimum airflow automatically, so installation time is shortened drastically.




Quiet operation

The combination of the V-shaped heat exchanger, air stabilizer, and the high efficient DC fan motor allowed quiet operation despite of the small structural design.



Model : ARYG72LHTA / ARYG90LHTA



Wired R.C.



Specifications

Model No.	Indoor unit		ARYG72LHTA	ARYG90LHTA
	Outdoor unit		AOYG72LRLA	AOYG90LRLA
Power Source	Indoor	Single-phase, ~230V, 50Hz		
	Outdoor	3-phase, ~400V, 50Hz		
Capacity	Cooling	kW	19.0 (8.4-20.9)	22.0 (10.3-24.2)
	Heating		22.4 (7.2-24.6)	27.0 (8.5-29.7)
Input Power	Cooling/Heating	kW	6.46 / 6.59	7.77 / 8.18
EER	Cooling	W/W	2.94	2.83
COP	Heating		3.4	3.3
Max. Operating Current	Indoor(Cooling/Heating)	A	4.6/4.6	6.0/6.0
	Outdoor(Cooling/Heating)		13.3/13.3	14.6/14.6
Moisture Removal		l/h	4.5	6.0
Sound Pressure	Indoor (Cooling)	H/M/L/Q	46/43/41/39	47/44/42/40
	Indoor (Heating)	H/M/L/Q	46/43/41/39	47/44/42/40
	Outdoor(Cooling/Heating)	High	55/55	55/57
Airflow Rate	Indoor / Outdoor	High	m ³ /h	4300/8400
Static pressure range (Standard)			Pa	50 to 150 (72)
Net Dimensions H x W x D Weight	Indoor		mm	360×1400×850
			kg(lbs)	69 (152)
	Outdoor		mm	1428×1080×480
			kg(lbs)	165 (363)
Connection Pipe Diameter (Liquid / Gas)		mm	12.7/25.4	12.7/25.4
Drain Hose Diameter (I.D./O.D.)			23.4/25.4	23.4/25.4
Max Pipe Length (Pre-Charge)		m	100 (30)	100 (30)
Height Difference				30
Operation Range	Cooling	°CDB	-15 to 46	-15 to 46
	Heating		-20 to 24	-20 to 24
Refrigerant	Type (Global Warming Potential)		R410A (2,088)	R410A (2,088)
	Charge	kg(CO ₂ eq-T)	5.6 (11.7)	7.1 (14.8)

Optional parts

Wired Remote Controller: UTY-RNRYZ2, UTY-RLRY, UTY-RVNYM, UTY-RNNYM

External Input and Output PCB: UTY-XCSX

Simple Remote Controller: UTY-RSRY, UTY-RHRY, UTY-RSNYN

Drain Pump Unit: UTZ-PX1NAB

IR Receiver Unit: UTY-LBTYM

Long Life filter: UTD-LFKA

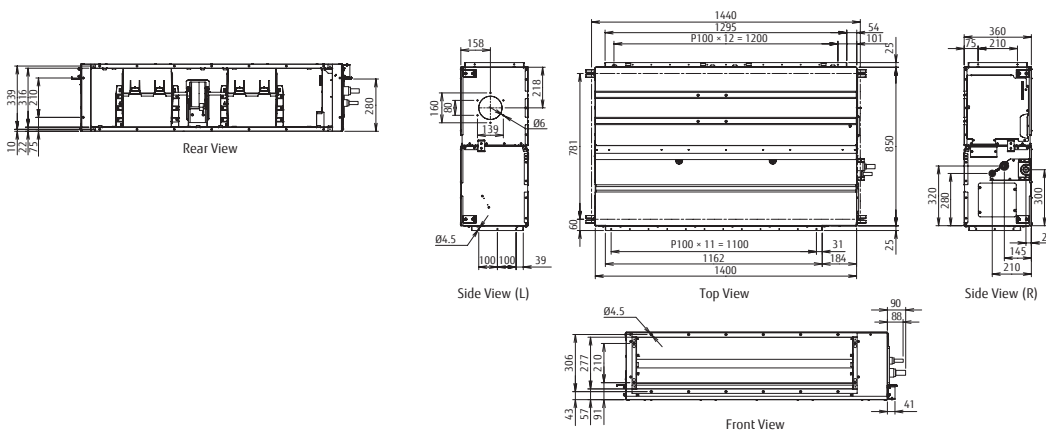
Remote Sensor Unit: UTY-XSZX

Wireless LAN Interface: UTY-TFSXZ1

External Connect Kit: UTY-XWZXZG

Dimensions

(Unit : mm)



PRODUCT LINEUP: SPLIT

Floor

Compact & Comfort



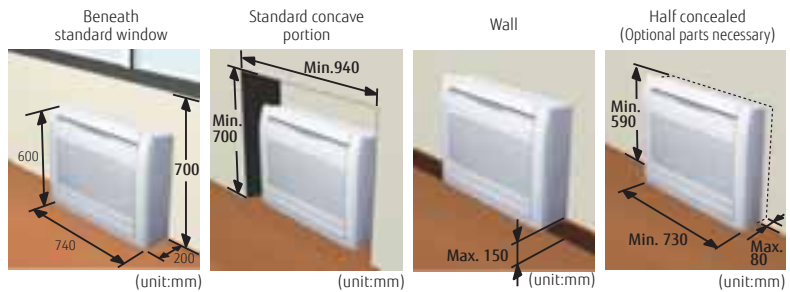
2-Fan & Wide airflow

Individual vertical airflow by 2-fan can control the whole room comfortably.



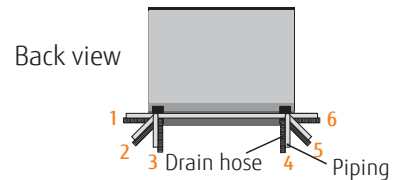
Flexible & easy installation

Due to compact and whole surface suction method model, floor, concealed, half concealed, or wall mounted installation can be available to match the room layout.



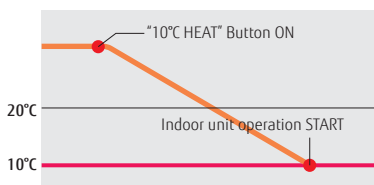
Flexible piping connection 6 direction of drain & piping

Drain hose and piping can be drawn flexibly in the right, left, side, and down directions

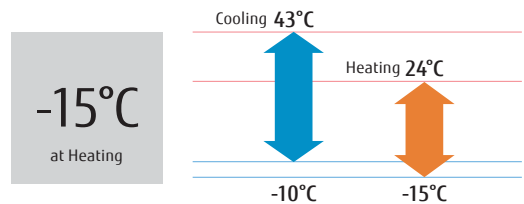


10°C HEAT Operation

The room temperature can be set to go no lower than 10°C, thus ensuring that the room does not get too cold when not occupied



Low ambient operation



Model: AGYG09LVCA / AGYG12LVCA / AGYG14LVCA



Wireless R.C.



For AGYG09/12LVCA



For AGYG14LVCA

Specifications

Model No.	Indoor unit		AGYG09LVCA	AGYG12LVCA	AGYG14LVCA
	Outdoor unit		AOYG09LVCA	AOYG12LVCA	AOYG14LVCA
Power Source			Single-phase, ~230V, 50Hz		
Capacity	Cooling	kW	2.6 (0.9-3.5)	3.5 (0.9-4.0)	4.2 (0.9-5.0)
	Heating		3.5 (0.9-5.5)	4.5 (0.9-6.6)	5.2 (0.9-8.0)
Input Power	Cooling/Heating	kW	0.53/0.79	0.94/1.19	1.14/1.44
EER	Cooling	W/W	4.91	3.72	3.68
COP	Heating		4.43	3.78	3.61
Pdesign	Cooling/Heating(-10°C)	kW	2.6/2.9	3.5/3.8	4.2/4.7
SEER	Cooling	W/W	7.00	6.50	6.40
SCOP	Heating (Average)		4.20	4.00	4.00
Energy Efficiency Class	Cooling	A++		A++	A++
	Heating (Average)	A+		A+	A+
Max. Operating Current	Cooling/Heating	A	7.0/10.0	7.0/10.0	9.0/13.5
Annual Energy Consumption	Cooling	kWh/a	130	188	230
	Heating		967	1330	1645
Moisture Removal		l/h	1.3	1.8	2.1
Sound Pressure Level	Indoor (Cooling)	H/M/L/Q	40/35/29/22	40/35/29/22	44/38/31/22
	Indoor (Heating)	H/M/L/Q	40/35/29/22	40/35/29/22	43/37/29/22
	Outdoor(Cooling/Heating)	High	47/48	48/49	50/50
Sound Power Level	Indoor(Cooling/Heating)	High	55/56	55/56	58/58
	Outdoor(Cooling/Heating)	High	64/65	64/65	65/66
Airflow Rate	Indoor / Outdoor	High	m ³ /h 570/1680	m ³ /h 570/1680	m ³ /h 650/1910
Net Dimensions H x W x D	Indoor	mm	600×740×200	600×740×200	600×740×200
		kg(lbs)	14 (31)	14 (31)	14 (31)
Weight	Outdoor	mm	540×790×290	540×790×290	578×790×300
		kg(lbs)	36 (79)	36 (79)	40 (88)
Connection Pipe Diameter (Liquid / Gas)		mm	6.35/9.52	6.35/9.52	6.35/12.7
Drain hose Diameter (I.D./O.D.)		mm	13.8/15.8 to 16.7	13.8/15.8 to 16.7	13.8/15.8 to 16.7
Max Pipe Length (Pre-Charge)		m	20 (15)	20 (15)	20 (15)
Max Height Difference			15	15	15
Operation Range	Cooling	°CDB	-10 to 43	-10 to 43	-10 to 43
	Heating		-15 to 24	-15 to 24	-15 to 24
Refrigerant	Type (Global Warming Potential)		R410A (2,088)	R410A (2,088)	R410A (2,088)
	Charge	kg(CO ₂ eq-T)	1.05 (2.2)	1.05 (2.2)	1.15 (2.4)

Optional parts

Wired Remote Controller: UTY-RNNYM, UTY-RVNYM

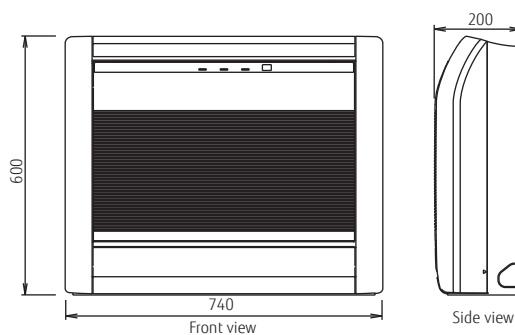
Simple Remote Controller: UTY-RSNYM

Half Concealed Kit: UTR-STA

Wireless LAN Interface: UTY-TFNXZ1

Dimensions

(Unit : mm)



PRODUCT LINEUP: SPLIT

Floor/Ceiling

Comfort & Dual Design



Flexible installation

Example for floor installation

Floor console



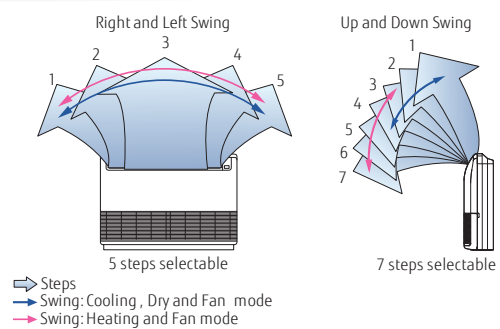
Example for ceiling installation

Under ceiling




Double auto swing

A combination of right/left and up/down directional swing allows 3-dimensional air direction control

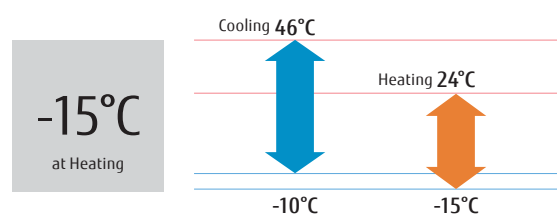


High power DC fan motor

- High power
- Wide rotation range
- High efficiency



Low ambient operation



Model : ABYG18LVTB / ABYG24LVTA



Wireless R.C.



For ABYG18LVTB



For ABYG24LVTA

Specifications

Model No.	Indoor unit		ABYG18LVTB	ABYG24LVTA
	Outdoor unit		AOYG18LBCB	AOYG24LBCB
Power Source			Single-phase, ~230V, 50Hz	
Capacity	Cooling	kW	5.2 (0.9-5.9)	6.8 (0.9-8.0)
	Heating		6.0 (0.9-7.5)	8.0 (0.9-9.1)
Input Power	Cooling/Heating	kW	1.62/1.66	2.21/2.26
EER	Cooling	W/W	3.21	3.08
COP	Heating		3.61	3.54
Pdesign	Cooling/Heating(-10°C)	kW	5.2/5.2	6.8/6.0
SEER	Cooling	W/W	6.10	5.60
SCOP	Heating (Average)		4.00	3.90
Energy Efficiency Class	Cooling		A++	A+
	Heating (Average)		A+	A
Max. Operating Current	Cooling/Heating	A	11.5/13.5	14.7/15.7
Annual Energy Consumption	Cooling	kWh/a	298	425
	Heating		1819	2153
Moisture Removal		l/h	2.0	2.7
Sound Pressure Level	Indoor (Cooling)	H/M/L/Q	43/40/34/31	48/44/40/35
	Indoor (Heating)	H/M/L/Q	43/40/34/31	48/44/40/35
	Outdoor(Cooling/Heating)	High	50/50	53/54
Sound Power Level	Indoor(Cooling/Heating)	High	57/57	61/61
	Outdoor(Cooling/Heating)	High	62/65	66/66
Airflow Rate	Indoor / Outdoor	High	m ³ /h 780/2380	980/2850
Net Dimensions H x W x D	Indoor	mm	199×990×655	199×990×655
		kg(lbs)	27 (59)	27 (59)
Weight	Outdoor	mm	632×799×290	716×820×315
		kg(lbs)	36 (79)	42 (93)
Connection Pipe Diameter (Liquid / Gas)		mm	6.35/12.70	6.35/15.88
Drain hose Diameter (I.D./O.D.)		mm	25/32	25/32
Max Pipe Length (Pre-Charge)		m	25 (15)	30 (15)
Max Height Difference			15	20
Operation Range	Cooling	°CDB	-10 to 46	-10 to 46
	Heating		-15 to 24	-15 to 24
Refrigerant	Type (Global Warming Potential)		R410A (2,088)	R410A (2,088)
	Charge	kg(CO2eq-T)	1.20 (2.5)	1.50 (3.1)

Optional parts

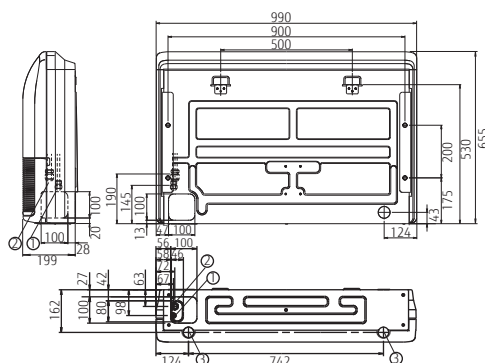
Wired Remote Controller: UTY-RNNYM, UTY-RVNYM

Simple Remote Controller: UTY-RSNYM

Wireless LAN Interface: UTY-TFNXZ1

Dimensions

(Unit : mm)



- ① Refrigerant piping flare connection (Liquid)
- ② Refrigerant piping flare connection (Gas)
- ③ Drain piping connection

Ceiling

Comfort for Large Room

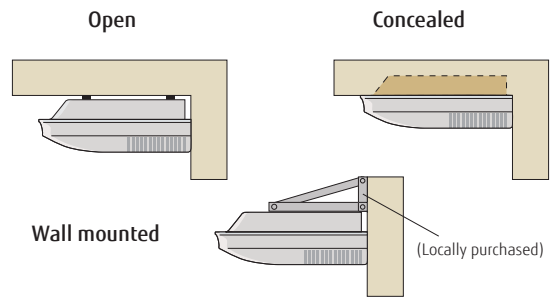


Single phase



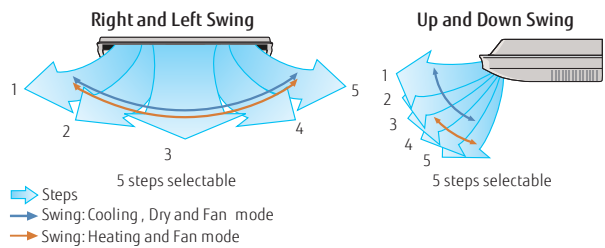
Flexible installation

Various installations are possible to match the room layout.

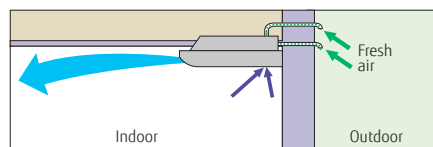


Multi auto swing

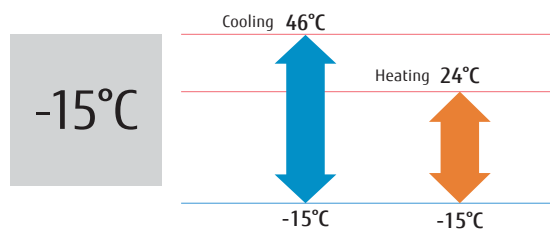
A combination of right/left and up/down directional swing allows 3-dimensional air direction control.



Fresh air intake



Low ambient operation



Model : ABYG30LRTE / ABYG36LRTE / ABYG45LRTA /
 ABYG36LRTA [3phase] / ABYG45LRTA [3phase] / ABYG54LRTA [3phase]



Wireless R.C.



For ABYG30/36LRTE



For ABYG45LRTA
(Single -phase)



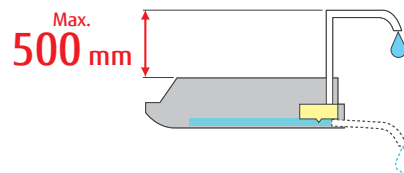
For ABYG36/45/54LRTA

Specifications

Model No.	Indoor unit		ABYG30LRTE	ABYG36LRTE	ABYG45LRTA	ABYG45LRTA	ABYG36LRTA	ABYG45LRTA	ABYG54LRTA	
	Outdoor unit		AOYG30LETL	AOYG36LETL	AOYG45LBTC	AOYG45LETL	AOYG36LATT	AOYG45LATT	AOYG54LATT	
Power Source			Single-phase, ~230V, 50Hz				3-phase, ~400V, 50Hz			
Capacity	Cooling	kW	8.5 (2.8-10.0)	9.4 (2.8-11.2)	12.1 (4.0-13.0)	12.1 (4.0-13.3)	10.0 (4.7-11.4)	12.5 (5.0-14.0)	14.0 (5.4-16.0)	
	Heating		10.0 (2.7-11.2)	11.2 (2.7-12.7)	13.3 (4.2-15.2)	13.3 (4.2-15.5)	11.2 (5.0-14.0)	14.0 (5.4-16.2)	16.0 (5.8-18.0)	
Input Power	Cooling/Heating	kW	2.65/2.77	2.93/3.02	4.29/3.84	3.77/3.68	2.84/2.87	3.89/3.88	4.65/4.67	
EER	Cooling	W/W	3.21	3.21	2.82	3.21	3.52	3.21	3.01	
COP	Heating		3.61	3.71	3.46	3.61	3.90	3.61	3.43	
Pdesign	Cooling/Heating (-10°C)	kW	8.5/8.0	9.4/8.7	-	-	10.0/10.0	-	-	
SEER	Cooling	W/W	6.10	6.00	-	-	6.10	-	-	
SCOP	Heating		4.20	4.10	-	-	4.10	-	-	
Energy Efficiency Class	Cooling		A++	A+	-	-	A++	-	-	
	Heating		A+	A+	-	-	A+	-	-	
Max. Operating Current	Cooling/Heating	A	17.0/17.0	18.5/20.0	23.5/23.5	21.0/21.0	7.9/7.9	8.9/8.9	9.9/9.9	
Annual Energy Consumption	Cooling	kWh/a	487	548	-	-	573	-	-	
	Heating		2662	2965	-	-	3414	-	-	
Moisture Removal		l/h	2.5	3.0	4.0	4.0	3.0	4.5	5.0	
Sound Pressure Level	Indoor (Cooling)	H/M/L/Q	dB(A)	45/43/37/32	47/43/37/32	49/45/39/34	49/45/39/34	47/43/37/32	49/45/39/34	51/48/42/38
	Indoor (Heating)	H/M/L/Q		45/43/37/32	47/43/37/32	49/45/39/34	49/45/39/34	47/43/37/32	49/45/39/34	51/48/42/38
Sound Power Level	Outdoor(Cooling/Heating)	High	53/55	54/55	58/58	55/55	51/53	54/54	55/56	
	Indoor(Cooling/Heating)	High	57/60	60/61	-	-	61/61	-	-	
Airflow Rate	Outdoor(Cooling/Heating)	High	68/69	69/70	-	-	67/69	-	-	
	Indoor / Outdoor	High	m³/h	1660/3600	1900/3800	2100/4650	2100/6200	1900/6200	2100/6900	2300/6900
Net Dimensions H x W x D	Indoor	mm	240×1660×700	240×1660×700	240×1660×700	240×1660×700	240×1660×700	240×1660×700	240×1660×700	
		kg(lbs)	46 (101)	46 (101)	46 (101)	46 (101)	46 (101)	46 (101)	48 (106)	
Weight	Outdoor	mm	830×900×330	830×900×330	914×970×370	1290×900×330	1290×900×330	1290×900×330	1290×900×330	
		kg(lbs)	61 (134)	61 (134)	75 (165)	86 (189)	104 (229)	104 (229)	104 (229)	
Connection Pipe Diameter (Liquid / Gas)		mm	9.52/15.88	9.52/15.88	9.52/15.88	9.52/15.88	9.52/15.88	9.52/15.88	9.52/15.88	
Drain port Diameter (I.D./O.D.)		mm	22.0/25.6	22.0/25.6	22.0/25.6	22.0/25.6	22.0/25.6	22.0/25.6	22.0/25.6	
Max Pipe Length (Pre-Charge)		m	50 (20)	50 (20)	50 (20)	50 (20)	75 (30)	75 (30)	75 (30)	
Max Height Difference			30	30	30	30	30	30	30	
Operation Range	Cooling	°CDB	-15 to 46	-15 to 46	-15 to 46	-15 to 46	-15 to 46	-15 to 46	-15 to 46	
	Heating		-15 to 24	-15 to 24	-15 to 24	-15 to 24	-15 to 24	-15 to 24	-15 to 24	
Refrigerant	Type (Global Warming Potential)		R410A (2,088)	R410A (2,088)	R410A (2,088)	R410A (2,088)	R410A (2,088)	R410A (2,088)	R410A (2,088)	
	Charge	kg(CO2eq-T)	2.10 (4.4)	2.10 (4.4)	2.90 (6.1)	3.35 (7.0)	3.45 (7.2)	3.45 (7.2)	3.45 (7.2)	

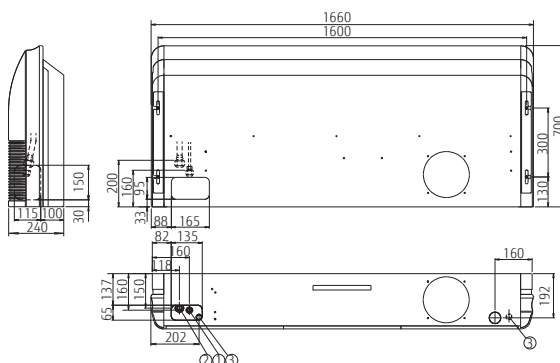
Optional parts

- Wired Remote Controller: UTY-RNNYM, UTY-RVNYM
- Simple Remote Controller: UTY-RSNYM
- Drain Pump Unit: UTR-DPB24T
- Flange: UTD-RF204



Dimensions

(Unit : mm)



- ① Refrigerant piping flare connection (Liquid)
- ② Refrigerant piping flare connection (Gas)
- ③ Drain piping connection

2 & 3-4 Rooms Multi



Wide range of indoor units with various models

7 types 26 models are lined up in the capacity range from 2 kW to 7 kW class. Wide range of needs can be met from rooms of private homes to large shops and hotels.



Space-saving installation

Multiple indoor units can be connected to 1 outdoor unit, and long piping connection is also possible. Compared with single type, the outdoor unit can be installed in various places to realize the space-saving installation.

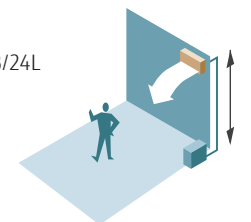
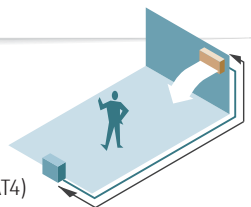
Flexible installation

Up to max. piping length of 70 m (AOYG30LAT4), max. height difference of 15 m can be supported. Multi type can be installed in large-size residence or buildings with multiple floors.

Max. Piping Length (Each Unit):
 20 m (AOYG14LAC2 / 18LAC2),
 25 m (AOYG18LAT3 / 24LAT3 / 30LAT4)

Max. Height:
 15 m (AOYG14LAC2/18LAC2/18LAT3/24LAT3/30LAT4)

Total Piping Length:
 30 m (AOYG14LAC2 / 18LAC2),
 50 m (AOYG18LAT3 / 24LAT3),
 70 m (AOYG30LAT4)



2 Rooms: AOYG14LAC2 / AOYG18LAC2
 3 Rooms: AOYG18LAT3 / AOYG24LAT3
 4 Rooms: AOYG30LAT4



2 Rooms

3 Rooms

4 Rooms

Specifications (2 ROOMS, 3 ROOMS, 4 ROOMS)

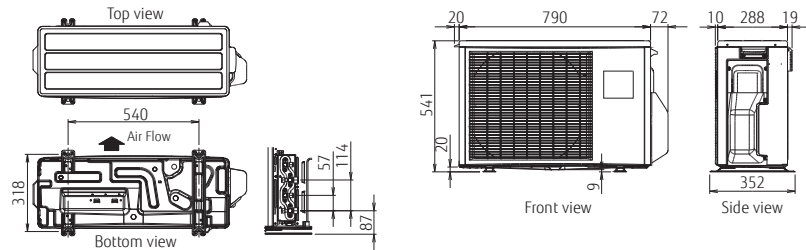
Model No.	Outdoor unit		AOYG14LAC2	AOYG18LAC2	AOYG18LAT3	AOYG24LAT3	AOYG30LAT4
Power Source	Single-phase, ~230V, 50Hz						
Rated Capacity (min-max)	Cooling	kW	4.0 (1.4-4.4)	5.0 (1.7-5.6)	5.4 (1.8-6.8)	6.8 (1.8-8.5)	8.0 (3.5-10.1)
	Heating		4.4 (1.1-5.4)	5.6 (1.8-6.1)	6.8 (2.0-8.0)	8.0 (2.0-8.8)	9.6 (3.7-12.0)
EER	Cooling	W/W	3.67	3.21	4.00	3.51	3.60
	Heating		4.27	3.97	4.20	4.00	4.00
Sound Pressure Level (High)	Cooling	dB(A)	47	50	46	48	50
	Heating		49	51	47	49	51
Sound Power Level (High)	Cooling		61	63	65	68	68
	Heating		63	64	67	70	70
Net Dimensions H x W x D	mm		540x790x290	540x790x290	700x900x330	700x900x330	830x900x330
Weight	kg(lbs)		37 (82)	38 (84)	55 (121)	55 (121)	68 (150)
Connection Pipe Diameter	Liquid	mm	6.35x2	6.35x2	6.35x3	6.35x3	6.35x4 *(6.35x3, 9.52)
	Gas		9.52 x 2	9.52 x 2 *(9.52, 12.7)	9.52 x 2, 12.7 *(9.52 x 3)	9.52 x 2, 12.7 *(9.52 x 3)	9.52 x 2, 12.7 x 2 *(9.52 x 3, 12.7) *(9.52 x 2, 12.7, 15.88)
Max. Pipe Length	Total / Each		30 / 20	30 / 20	50 / 25	50 / 25	70 / 25
Max. Height Difference	Between Outdoor Unit and Each Indoor Units.	m	15	15	15	15	15
	Between Indoor Units.		10	10	10	10	10
Operation Range	Cooling	°CDB	10 to 46	10 to 46	-10 to 46	-10 to 46	0 to 46
	Heating		-15 to 24	-15 to 24	-15 to 24	-15 to 24	-10 to 24
Refrigerant	Type (Global Warming Potential)	R410A (2,088)		R410A (2,088)	R410A (2,088)	R410A (2,088)	R410A (2,088)
	Charge	kg(CO2eq-T)	1.25 (2.6)	1.30 (2.7)	2.20 (4.6)	2.20 (4.6)	3.30 (6.9)

* Connect to connection valve by the adapter.

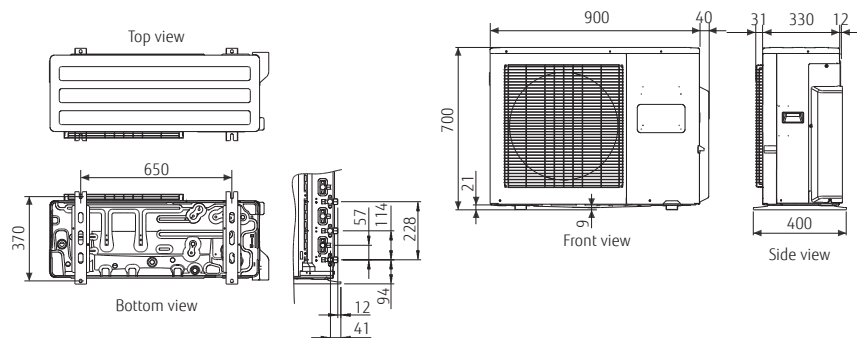
Dimensions

(Unit : mm)

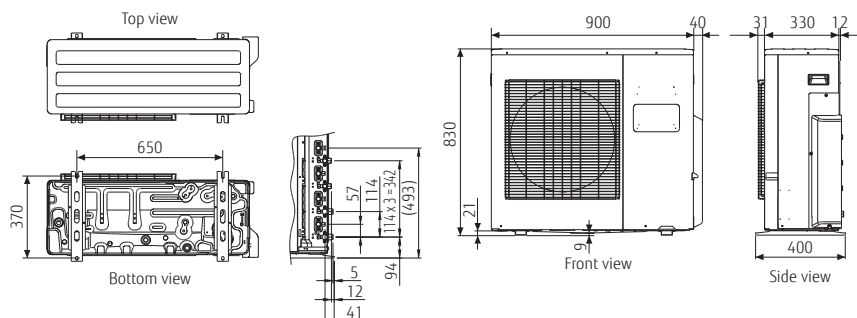
**2 Rooms:
AOYG14LAC2/AOYG18LAC2**



**3 Rooms:
AOYG18LAT3/AOYG24LAT3**



**4 Rooms:
AOYG30LAT4**



5-6 Rooms Multi



Wide range of indoor units with various models

6 types 26 models are lined up in the capacity range from 2 kW to 7 kW class. Wide range of needs can be met from rooms of private homes to large shops and hotels.



Compact design

Multiple indoor units can be connected to 1 outdoor unit, and long piping connection is also possible. Compared with single type, the outdoor unit can be installed in various places to realize the space-saving installation.



970 mm

Easy installation

All connected pipes and indoor units can be evacuated quickly via our centralized valve method. Requires evacuation only once

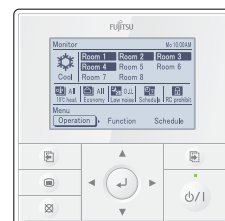


Central & Individual Control

- Batched control of up to 8 indoor units. The temperature, airflow volume, and remote control prohibition settings of all indoor units can be batched.
- Corresponds to 9 different languages (English, German, French, Spanish, Russian, Portuguese, Italian, Greek, and Turkish)
- Large backlight LED screen
- Large easy-to-see operation panel

Max. Controllable
1 multi system

Max. Controllable
6 indoor units



5 Rooms: AOYG36LBA5
 6 Rooms: AOYG45LBA6

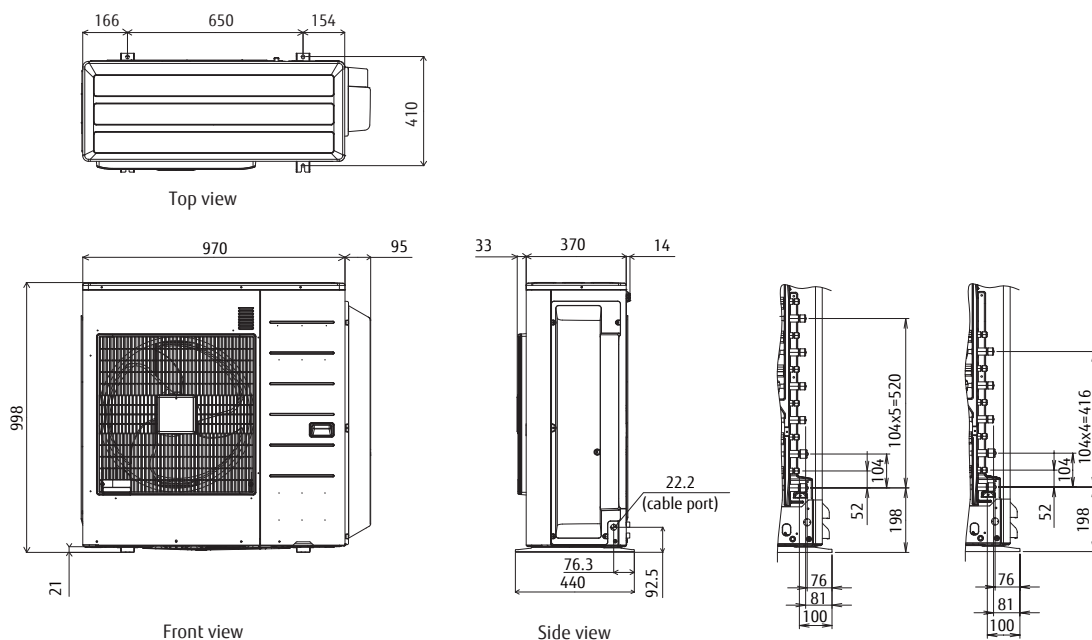


Specifications (5 ROOMS, 6 ROOMS)

Model No.		Outdoor unit		AOYG36LBA5	AOYG45LBA6
Power Source				Single-phase, ~230V, 50Hz	
Rated Capacity (min-max)	Cooling	kW		10.0 (3.5-12.5)	12.5 (3.5-14.0)
	Heating			12.0 (3.5-14.0)	13.5 (3.5-16.0)
EER	Cooling	W/W		4.10	3.50
	Heating			4.30	4.00
Sound Pressure Level (High)	Cooling	dB(A)		53	53
	Heating			55	55
Sound Power Level (High)	Cooling			67	67
	Heating			68	68
Net Dimensions H × W × D		mm		998×970×370	998×970×370
Weight		kg(lbs)		94 (207)	94 (207)
Connection Pipe Diameter	Liquid	mm		6.35×5	6.35×6
	Gas			9.52 × 3, 12.7 × 2	9.52 × 4, 12.7 × 2
Max. Pipe Length	Total / Each			80 / 25	80 / 25
	Max. Height Difference	Between Outdoor Unit and Each Indoor Units.		15	15
		Between Indoor Units.	10	10	
Operation Range	Cooling	°CDB		-10 to 46	-10 to 46
	Heating			-15 to 24	-15 to 24
Refrigerant	Type (Global Warming Potential)			R410A (2,088)	R410A (2,088)
	Charge	kg(CO2eq-T)		4.00 (8.4)	4.00 (8.4)

Dimensions

(Unit : mm)



8 Rooms Multi



ALL DC

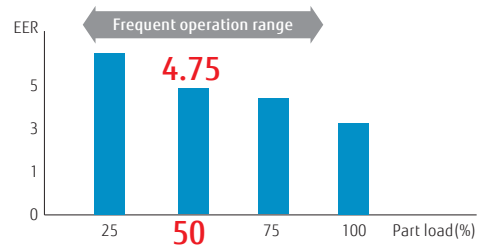
Compact outdoor unit

The compact design outdoor unit allows to be installed below a window and in a narrow space.



High seasonal efficiency

The actual performance is conducted under various outside temperatures depending on weather and seasons, furthermore, especially for multi system, not all the rooms are operated all the time. So over 90% of actual operation time, air conditioners are operated at partial capacity instead of rated capacity. Considering these, we focused on energy-saving performance which is based on actual use. Efficiency of part load performance was drastically improved by developing ALL DC and our own inverter system.



Innovated technology



High efficiency large fan:
New high efficiency fan is mounted.



DC fan motor:
High performance and high efficiency has been realized by using a small DC fan motor.



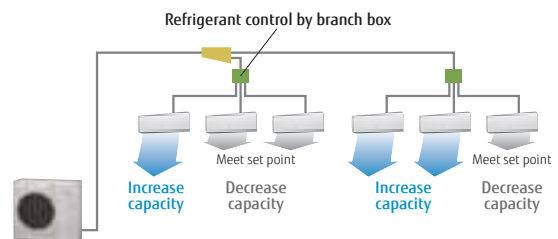
Heat exchanger:
Reduced compact size and energy saving has been realized by utilizing high density piping design and 3-Row heat exchanger.



High efficiency DC twin rotary compressor:
A high performance, low noise, large capacity DC twin rotary compressor is used.

Quick comfort by optimized refrigerant control

Every room meets the set point most quickly and comfortably by optimized refrigerant control.



8 Rooms: AOYG45LBT8

Branch Box: UTP-PY03A / UTP-PY02A



Specifications

Model Name			AOYG45LBT8
Maximum Connectable Indoor Unit			8
Indoor Unit Connectable Capacity	Cooling	kW	11.0 - 17.5
Power source			Single-phase, ~230V, 50Hz
Rated Capacity	Cooling	kW	14.0
	Heating		16.0
Input Power	Cooling	kW	5.20
	Heating		5.07
Airflow rate	Cooling	m ³ /h	4,650
	Heating		4,800
Sound Pressure Level	Cooling	dB(A)	56
	Heating		58
Heat Exchanger Fin			Plate fin coil
Net Dimensions H × W × D		mm	914×970×370
Weight		kg(lbs)	98 (217)
Connection Pipe Diameter (Liquid / Gas)		mm	9.52/15.88
Max Pipe Length		m	115 (Total)
Max Height Difference (O.U - I.U)			30
Operating Range	Cooling	°CDB	-5 to 46
	Heating		-15 to 24
Refrigerant	Type (Global Warming Potential)		R410A (2,088)
	Charge	kg(CO2eq-T)	3.45 (7.2)

Model Name			UTP-PY03A	UTP-PY02A
Connectable Indoor Unit			1 to 3 Units	1 to 2 Units
Power source			Single-phase, ~230V, 50Hz	Single-phase, ~230V, 50Hz
Available Voltage Range			198-264V	198-264V
Power Consumption		W	10	10
Running Current		A	0.05	0.05
Net Dimensions H × W × D		mm	195×433×370	195×433×370
Weight		kg(lbs)	9 (20)	9 (20)
Connection pipe diameter	Liquid	°CDB	Main: 9.52×1, Branch:6.35×3	Main: 9.52×1, Branch:6.35×2
	Gas		Main: 15.88×1, Branch:12.7×3	Main: 15.88×1, Branch:12.7×2
	Method		Flare	Flare

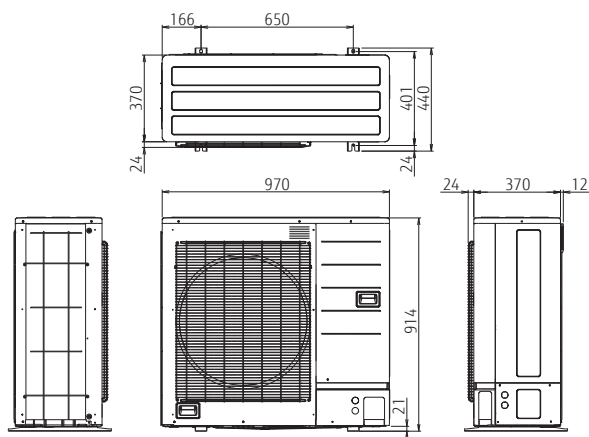
Note: Specifications are based on the following conditions.

- In case of connecting two indoor units (7 kW class).
- These are the measured values in the manufacturer's anechoic chamber.
- Cooling: Indoor temp. of 27°CDB/19°CWB, outdoor temp. of 35°CDB/24°CWB Heating: Indoor temp. of 20°CDB/15°CWB, outdoor temp. of 7°CDB/6°CWB
Pipe length: 5 m (Outdoor unit - Branch box), 3 m (Branch box - Indoor unit) Height difference : 0 m

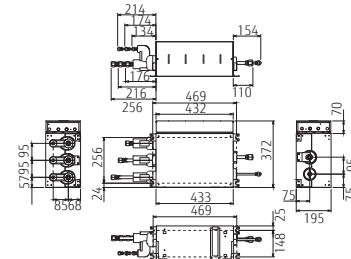
Dimensions

(Unit : mm)

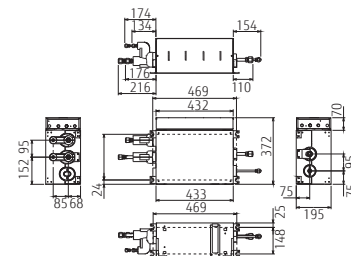
Outdoor Unit:
AOYG45LBT8



Branch Box :
UTP-PY03A (3 branches type)



Branch Box :
UTP-PY02A (2 branches type)



Simultaneous Multi Twin/Triple



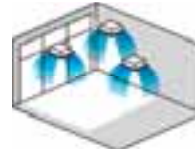
Can support various installation scenes from office to commercial space by same place multi connection of up to 3 units.

Indoor units distributed layout according to the shape and number of people and lighting conditions of the room. Ideal comfortable air flow distribution can be realized.

Installation according to floor layout



Installation according to lighting conditions

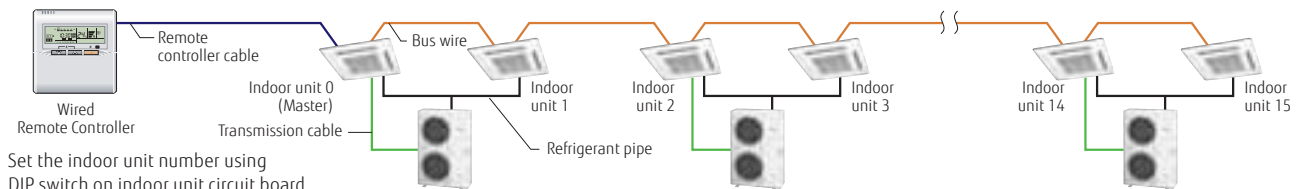


Installation according to layout and lighting conditions



Simultaneous control

Max 16 indoor units are simultaneously controlled with a wired remote controller.



Indoor unit lineup

3 types 9 models indoor units are provided, so you can select them depending on your room size and conditions.



Compact Cassette



Slim Duct



Duct



Floor/Ceiling Universal

Model : AOYG36LBTB / AOYG45LBTB / AOYG54LBTB
 AOYG36LATT [3phase] / AOYG45LATT [3phase] / AOYG54LATT [3phase]



Specifications

Model No.	Indoor unit			Compact Cassette		
				AUYG18LVLB	AUYG22LVLA	AUYG24LVLA
Power Source	Single-phase, ~230V, 50Hz					
Airflow Rate (High)	Cooling	H/M/L/Q	m ³ /h	680/580/490/410	930/830/600/450	930/830/600/450
Net Dimension H × W × D				mm	245×570×570	245×570×570
Weight				kg(lbs)	15 (33)	16 (35)
Cassette Grille				UTG-UFYD-W		

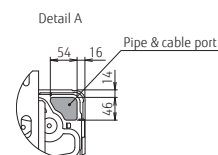
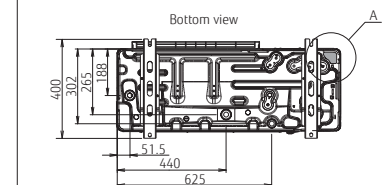
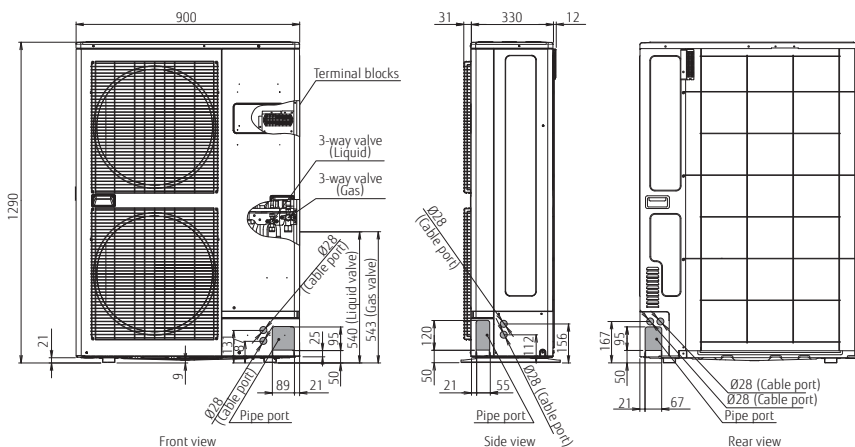
Model No.	Indoor unit			Duct			Floor/Ceiling Universal			
				ARYG18LLTB	ARYG22LMLA	ARYG24LMLA	ABYG18LVTB	ABYG22LVTA	ABYG24LVTA	
Power Source	Single-phase, ~230V, 50Hz									
Airflow Rate (High)	Cooling	H/M/L/Q	m ³ /h	940/880/820/750	1100/910/750/580	780/700/560/500	980/820/680/540			
Net Dimension H × W × D				mm	198 × 900 × 620	270 × 1135 × 700	199 × 990 × 655	199 × 990 × 655		
Weight				kg(lbs)	38 (84)	38 (84)	27 (60)	27 (60)		

Model No.	Outdoor unit		AOYG36LBTB	AOYG45LBTB	AOYG54LBTB	AOYG36LATT	AOYG45LATT	AOYG54LATT	
	Capacity	Cooling	kW	10.0	12.1	13.3	10.0	12.5	14.0
	Heating	kW	11.2	14.0	15.0	11.2	14.0	16.0	
Power Source	Single-phase, ~230V, 50Hz								
Pdesign	Cooling	kW	10.0	-	-	10.0	-	-	
	Heating (-10°C)	kW	10.0	-	-	10.0	-	-	
SEER	Cooling	W/W	5.56	-	-	6.00	-	-	
	Heating	W/W	3.90	-	-	4.00	-	-	
SCOP	Cooling	W/W	6.29	-	-	5.83	-	-	
	Heating	W/W	3.588	-	-	3.499	-	-	
Annual Energy Consumption	Cooling	kWh/a	629	-	-	583	-	-	
	Heating	kWh/a	3588	-	-	3499	-	-	
Energy Efficiency Class	Cooling		A	-	-	A+	-	-	
	Heating		A	-	-	A+	-	-	
Sound Pressure Level (High)	Cooling	dB(A)	52	54	55	51	54	55	
Sound Power Level (High)	Heating	dB(A)	69	70	72	69	69	71	
Net Dimension H × W × D				mm	1290×900×330	1290×900×330	1290×900×330	1290×900×330	
Weight				kg(lbs)	93(205)	93(205)	93(205)	104 (229)	
Connection Pipe Diameter (Liquid / Gas)				mm	9.52/15.88	9.52/15.88	9.52/15.88	9.52/15.88	
Max Pipe Length (Pre-Charge)				m	75(30)	75(30)	75(30)	75(30)	
Height Difference				m	30	30	30	30	
Operation Range	Cooling	°CDB	-15 to 46	-15 to 46	-15 to 46	-15 to 46	-15 to 46	-15 to 46	
	Heating	°CDB	-15 to 24	-15 to 24	-15 to 24	-15 to 24	-15 to 24	-15 to 24	
Refrigerant	Type (Global Warming Potential)		R410A (2,088)	R410A (2,088)	R410A (2,088)	R410A (2,088)	R410A (2,088)	R410A (2,088)	
	Charge	kg(CO2eq-T)	3.45 (7.2)	3.45 (7.2)	3.45 (7.2)	3.45 (7.2)	3.45 (7.2)	3.45 (7.2)	
Separation tube				UTP-SX236A(Twin)	UTP-SX254A(Twin)	UTP-SX254A(Twin)/ UTP-SX354A(Triple)	UTP-SX236A	UTP-SX254A (Twin) / UTP-SX354A (Triple)	

*Different type and capacity indoor units can not be connected.
 *The above table is the value for connecting with cassette type.

Dimensions

(Unit : mm)



Simultaneous Multi

Twin/Triple/Double Twin



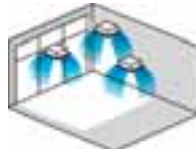
Can support various applications from large open plan offices to retail stores with up to 4 indoor units.

Indoor units distributed layout according to the shape and number of people and lighting conditions of the room even on wide floors. Ideal comfortable air flow distribution can be realized.

Installation according to floor layout



Installation according to lighting conditions



Installation according to layout and lighting conditions

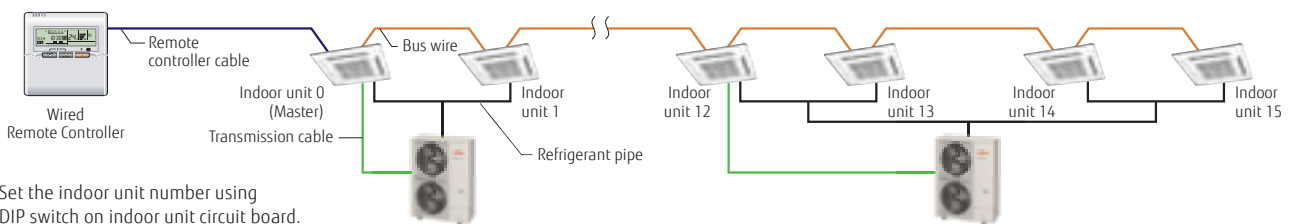


Installation according to large space



Simultaneous control

Max 16 indoor units are simultaneously controlled with a wired remote controller.



Set the indoor unit number using DIP switch on indoor unit circuit board.

*When using a wireless remote controller, the following functions cannot be used: Timer operation, Sleep Timer operation, 10°C Heat operation

Indoor unit lineup

5 types 18 models indoor units are provided, so you can select them depending on your room size and conditions.



Compact Cassette



Cassette



Duct



Floor/Ceiling Universal



Ceiling



Specifications

Model No.	Indoor unit		Compact Cassette, Cassette					
			AUYG18LVLB	AUYG22LVLA	AUYG24LVLA	AUYG30LRLE	AUYG36LRLE	AUYG45LRLA
Power Source		Single-phase, ~230V, 50Hz						
Airflow Rate (Cooling)	H/M/L/Q	m ³ /h	680/580/490/410	930/830/600/450	930/830/600/450	1600/1400/1270/1150	1800/1400/1270/1150	1900/1640/1460/1250
Net Dimension H × W × D		mm	245×570×570	245×570×570	245×570×570	288 × 840 × 840	288 × 840 × 840	288 × 840 × 840
Weight		kg(lbs)	15 (33)	16 (35)	16 (35)	26 (57)	26 (57)	26 (57)
Cassette Grille		UTG-UFYD-W						

Model No.	Indoor unit		Duct					
			ARYG18LLTB	ARYG22LMLA	ARYG24LMLA	ARYG30LMLE	ARYG36LMLE	ARYG45LMLA
Power Source		Single-phase, ~230V, 50Hz						
Airflow Rate (Cooling)	H/M/L/Q	m ³ /h	940/880/820/750	1100/910/750/580	1100/910/750/580	1900/1620/1270/980	1900/1620/1270/980	2100/1750/1350/1070
Net Dimension H × W × D		mm	198 × 900 × 620	270 × 1135 × 700	270 × 1135 × 700	270 × 1135 × 700	270 × 1135 × 700	270 × 1135 × 700
Weight		kg(lbs)	23 (51)	38 (84)	38 (84)	40 (88)	40 (88)	40 (88)

Model No.	Indoor unit		Floor/Ceiling, Ceiling					
			ABYG18LVTB	ABYG22LVTA	ABYG24LVTA	ABYG30LRTE	ABYG36LRTE	ABYG45LRTA
Power Source		Single-phase, ~230V, 50Hz						
Airflow Rate (Cooling)	H/M/L/Q	m ³ /h	780/700/560/500	980/820/680/540	980/820/680/540	1660/1500/1200/1000	1900/1500/1200/1000	2100/1700/1400/1100
Net Dimension H × W × D		mm	199 × 990 × 655	199 × 990 × 655	199 × 990 × 655	240 × 1660 × 700	240 × 1660 × 700	240 × 1660 × 700
Weight		kg(lbs)	27 (60)	27 (60)	27 (60)	46 (101)	46 (101)	46 (101)

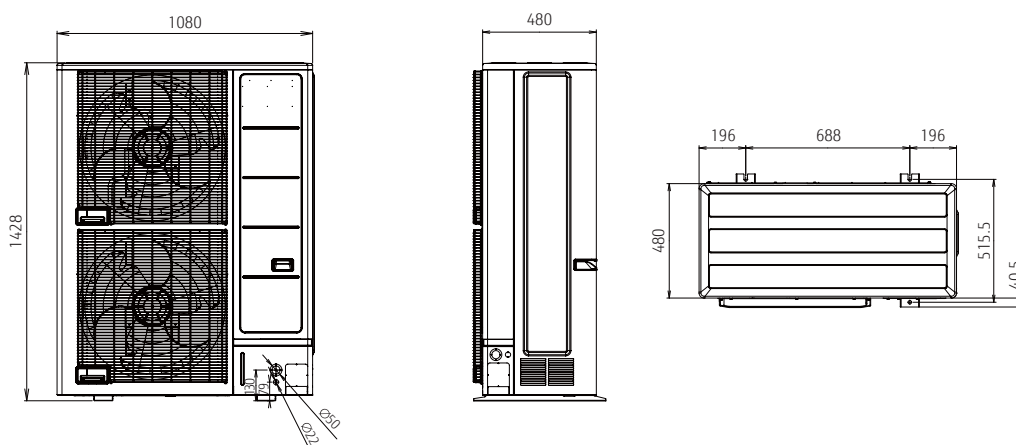
Model No.	Outdoor unit		AOYG72LRLA		AOYG90LRLA	
	Capacity	Cooling	kW	19.0		22.0
Heating		22.4		27.0		
Power Source		3-phase, ~400V, 50Hz				
Sound Pressure Level (High)	Cooling	dB(A)	55		55	
Net Dimension H × W × D		mm	1428×1080×480		1428×1080×480	
Weight		kg(lbs)	163 (359)		172 (378)	
Connection Pipe Diameter (Liquid / Gas)		mm	12.7/25.4		12.7/25.4	
Max Pipe Length (Pre-Charge)		m	100 (30)		100 (30)	
Height Difference		m	30		30	
Operation Range	Cooling	°CDB	-15 to 46		-15 to 46	
	Heating		-20 to 24		-20 to 24	
Refrigerant	Type (Global Warming Potential)	R410A (2,088)		R410A (2,088)		
	Charge	kg(CO2eq-T)	5.6 (11.7)		7.1 (14.8)	

*: That specification is not fixed yet.

- Different type and capacity indoor units can not be connected.
- The above table is the value for connecting with cassette type.









Dimensions

(Unit : mm)




PRODUCT LINEUP: MULTI SPLIT

Connectable Indoor Units — Indoor Unit Lineup —

MULTI SPLIT Outdoor Unit	Type		2 Rooms		3 Rooms		4 Rooms	5 Rooms	6 Rooms	8 Rooms
	Model name		AOYG14LAC2	AOYG18LAC2	AOYG18LAT3	AOYG24LAT3	AOYG30LAT4	AOYG36LBA5	AOYG45LBA6	AOYG45LBT8
										
Capacity (kW)	Cooling	4.0	5.0	5.4	6.8	8.0	10.0	12.5	14.0	
	Heating	4.4	5.6	6.8	8.0	9.6	12.0	13.5	16.0	

Indoor Unit	BTU	kW Class								
 ASYG07/09/12/14LMCE	7000	2.0	●	●	●	●	●	●	●	●
	9000	2.5	●	●	●	●	●	●	●	●
 ASYG07/09/12/14LUCA	12000	3.5	●	●	●	●	●	●	●	●
	14000	4.0	—	●	●	●	●	●	●	●
 ASYG18/24LF	18000	5.0	—	—	—	●	●	●	●	●
	24000	7.0	—	—	—	—	●	—	●	●
 AGYG09/12/14LV	9000	2.5	—	●	●	●	●	●	●	●
	12000	3.5	—	●	●	●	●	●	●	●
	14000	4.0	—	—	●	●	●	●	●	●
 AUYG07/09/12/14/18LV	7000	2.0	—	●	●	●	●	●	●	●
	9000	2.5	—	●	●	●	●	●	●	●
	12000	3.5	—	●	●	●	●	●	●	●
	14000	4.0	—	—	●	●	●	●	●	●
	18000	5.0	—	—	—	●	●	●	●	●
 ABYG14/18LV	14000	4.0	—	—	●	●	●	●	●	●
	18000	5.0	—	—	—	●	●	●	●	●
 ARYG07/09/12/14/18LSLAP	7000	2.0	—	●	●	●	●	●	●	—
	9000	2.5	—	●	●	●	●	●	●	—
	12000	3.5	—	●	●	●	●	●	●	—
	14000	4.0	—	—	●	●	●	●	●	—
	18000	5.0	—	—	—	●	●	●	●	—
 ARYG07/09/12/14/18LL	7000	2.0	—	●	●	●	●	●	●	●
	9000	2.5	—	●	●	●	●	●	●	●
	12000	3.5	—	●	●	●	●	●	●	●
	14000	4.0	—	—	●	●	●	●	●	●
	18000	5.0	—	—	—	●	●	●	●	●

SIMULTANEOUS MULTI Outdoor Unit	Type		4HP		5HP		6HP		8HP		10HP	
	Model name		AOYG36LBTB	AOYG36LATT	AOYG45LBTB	AOYG45LATT	AOYG54LBTB	AOYG54LATT	AOYG72LRLA		AOYG90LRLA	
	Capacity (kW)		Cooling	10.0		12.1	12.5	13.3	14.0	10.0		12.5
		Heating	11.2		14.0	14.0	15.0	16.0	12.0		13.5	

Indoor Unit	BTU	kW Class	Twin		Triple	Twin	Triple	Double Twin	Twin	Triple	Double Twin		
 AUYG18/22/24LV	18000	5.0	● ×2	–	–	● ×3	–	–	● ×4	–	–		
	22000	6.5	–	● ×2	–	–	–	–	–	–	● ×4		
	24000	7.0	–	–	● ×2	–	–	● ×3	–	–	–		
 AUYG30/36/45LR	30000	8.8	–	–	–	–	–	–	–	–	● ×3		
	36000	10.6	–	–	–	● ×2	–	–	–	–	–		
	45000	12.5	–	–	–	–	–	–	● ×2	–	–		
 ARYG18LL  ARYG22/24/30/36/45LM	18000	5.0	● ×2	–	–	● ×3	–	–	● ×4	–	–		
	22000	6.5	–	● ×2	–	–	–	–	–	–	● ×4		
	24000	7.0	–	–	● ×2	–	–	● ×3	–	–	–		
	30000	8.8	–	–	–	–	–	–	–	–	● ×3		
	36000	10.6	–	–	–	–	● ×2	–	–	–	–		
	45000	12.5	–	–	–	–	–	–	–	● ×2	–		
 ABYG18/22/24LV	18000	5.0	● ×2	–	–	● ×3	–	–	● ×4	–	–		
	22000	6.5	–	● ×2	–	–	–	–	–	–	● ×4		
	24000	7.0	–	–	● ×2	–	–	● ×3	–	–	–		
 ABYG30/36/45LR	30000	8.8	–	–	–	–	–	–	–	–	● ×3		
	36000	10.6	–	–	–	–	● ×2	–	–	–	–		
	45000	12.5	–	–	–	–	–	–	–	● ×2	–		
Separation tube			UTP-SX236A ×1		UTP-SX254A ×1		UTP-SX254 ×1	UTP-SX354A ×1	UTP-SX272A ×1	UTP-SX372A ×1	UTP-SX272A ×1	UTP-SX372A ×1	UTP-SX272A ×1, UTP-SX254A ×2

PRODUCT LINEUP: MULTI SPLIT

MULTI SPLIT Indoor Units Specifications

Compact wall mounted



Model No.	Indoor unit			ASYG07LUCA	ASYG09LUCA	ASYG12LUCA	ASYG14LUCA
kW Class		kW		2.0	2.5	3.5	4.0
Power Source				Single-phase, ~230V, 50Hz			
Sound Pressure Level	Cooling	H/M/L/Q	dB(A)	35/30/28/21	36/32/28/21	37/34/31/21	41/36/33/25
	Heating			35/30/28/21	36/32/28/21	37/34/31/21	41/36/34/27
Sound Power Level	Cooling	H	dB(A)	53	54	55	59
	Heating			53	54	55	59
Airflow Rate	Cooling	H/M/L/Q	m ³ /h	570/520/470/330	600/550/470/330	660/600/530/330	710/640/570/390
	Heating			570/520/470/330	600/550/470/330	660/600/530/330	710/640/590/430
Net Dimensions			mm	282×870×185	282×870×185	282×870×185	282×870×185
Weight			kg(lbs)	9.5 (21)	9.5 (21)	9.5 (21)	9.5 (21)
Connection Pipe Diameter		Liquid/Gas	mm	6.35/9.52	6.35/9.52	6.35/9.52	6.35/12.7

Wall mounted



Model No.	Indoor unit			ASYG18LFCA	ASYG24LFCC
kW Class		kW		5.0	7.0
Power Source				Single-phase, ~230V, 50Hz	
Sound Pressure Level	Cooling	H/M/L/Q	dB(A)	43/37/33/26	49/42/37/33
	Heating			42/37/33/25	48/42/37/33
Sound Power Level	Cooling	H	dB(A)	58	64
	Heating			58	64
Airflow Rate	Cooling	H/M/L/Q	m ³ /h	900/740/620/550	1120/900/740/620
	Heating			900/740/620/550	1100/900/740/620
Net Dimensions			mm	320×998×238	320×998×238
Weight			kg(lbs)	14 (30.8)	14 (30.8)
Connection Pipe Diameter		Liquid/Gas	mm	6.35/12.7	Ø6.35/Ø15.88

Compact wall mounted



Model No.	Indoor unit			ASYG07LMCE	ASYG09LMCE	ASYG12LMCE	ASYG14LMCE
kW Class		kW		2.0	2.5	3.5	4.0
Power Source				Single-phase, ~230V, 50Hz			
Sound Pressure Level	Cooling	H/M/L/Q	dB(A)	36/32/29/21	37/33/29/21	40/36/30/21	42/38/33/25
	Heating			36/32/29/22	37/33/29/22	40/36/31/22	42/38/35/27
Sound Power Level	Cooling	H	dB(A)	51	52	54	56
	Heating			51	52	55	57
Airflow Rate	Cooling	H/M/L/Q	m ³ /h	560/500/430/310	600/520/430/310	660/560/450/310	730/600/530/360
	Heating			560/500/430/330	600/520/430/330	660/560/470/330	730/615/560/375
Net Dimensions			mm	270×870×204	270×870×204	270×870×204	270×870×204
Weight			kg(lbs)	8.5 (18.7)	8.5 (18.7)	8.5 (18.7)	8.5 (18.7)
Connection Pipe Diameter		Liquid/Gas	mm	6.35/9.52	6.35/9.52	6.35/9.52	6.35/12.7

Floor



Model No.	Indoor unit			AGYG09LVCA	AGYG12LVCA	AGYG14LVCA
kW Class		kW		2.5	3.5	4.0
Power Source				Single-phase, ~230V, 50Hz		
Sound Pressure Level	Cooling	H/M/L/Q	dB(A)	39/34/28/22	42/36/30/22	44/38/31/22
	Heating			39/35/30/22	42/38/32/22	44/39/33/22
Sound Power Level	Cooling	H	dB(A)	52	55	56
	Heating			52	55	56
Airflow Rate	Cooling	H/M/L/Q	m ³ /h	530/440/360/270	600/490/380/270	650/520/400/270
	Heating			530/460/380/270	600/510/410/270	650/540/430/270
Net Dimensions			mm	600×740×200	600×740×200	600×740×200
Weight			kg(lbs)	14 (30.7)	14 (30.7)	14 (30.7)
Connection Pipe Diameter		Liquid/Gas	mm	6.35/9.52	6.35/9.52	6.35/12.7

Floor ceiling



Model No.	Indoor unit			ABYG14LVTA	ABYG18LVTB
kW Class		kW		4.0	5.0
Power Source	Single-phase, ~230V, 50Hz				
Sound Pressure Level	Cooling	H/M/L/Q	dB(A)	36/34/33/29 (Under ceiling) 39/37/36/32 (Floor console)	41/38/34/32 (Under ceiling) 44/41/37/35 (Floor console)
	Heating			36/34/33/29 (Under ceiling) 39/37/36/32 (Floor console)	41/38/34/32 (Under ceiling) 44/41/37/35 (Floor console)
Sound Power Level	Cooling	H	dB(A)	51	55
	Heating			51	55
Airflow Rate	Cooling	H/M/L/Q	m ³ /h	640/590/540/480	780/700/560/500
	Heating			640/590/540/480	780/700/560/500
Net Dimensions				mm	199×990×655
Weight				kg(lbs)	27 (60)
Connection Pipe Diameter	Liquid/Gas			mm	6.35/12.7

Compact cassette



Model No.	Indoor unit			AUYG07LVLA	AUYG09LVLA	AUYG12LVLB	AUYG14LVLB	AUYG18LVLB
kW Class		kW		2.0	2.5	3.5	4.0	5.0
Power Source	Single-phase, ~230V, 50Hz							
Sound Pressure Level	Cooling	H/M/L/Q	dB(A)	33/31/29/27	33/31/29/27	37/33/31/28	40/35/32/29	42/37/33/29
	Heating			34/32/29/27	34/32/29/27	37/33/31/28	40/37/34/29	44/40/37/30
Sound Power Level	Cooling	H	dB(A)	46	46	49	52	54
	Heating			47	47	49	52	56
Airflow Rate	Cooling	H/M/L/Q	m ³ /h	540/490/440/390	540/490/440/390	610/530/470/410	680/580/490/410	750/610/520/410
	Heating			540/490/440/390	540/490/440/390	610/530/470/410	700/620/550/430	800/710/600/450
Net Dimensions				mm	245×570×570	245×570×570	245×570×570	245×570×570
Weight				kg(lbs)	15(33.1)	15 (33.1)	15 (33.1)	15 (33.1)
Panel	UTG-UFYD-W							
Connection Pipe Diameter	Liquid/Gas			mm	6.35/9.52	6.35/9.52	6.35/9.52	6.35/12.7

Mini duct



Model No.	Indoor unit			ARYG07LSLAP	ARYG09LSLAP	ARYG12LSLAP	ARYG14LSLAP	ARYG18LSLAP
kW Class		kW		2.0	2.5	3.5	4.0	5.0
Power Source	Single-phase, ~230V, 50Hz							
Sound Pressure Level	Cooling	H/M/L/Q	dB(A)	29/26/24/23	29/26/24/23	31/27/25/23	35/30/27/23	33/29/26/23
	Heating			29/26/24/23	29/26/24/23	31/27/25/23	35/30/27/23	33/29/26/23
Sound Power Level	Cooling	H	dB(A)	52	54	55	60	58
	Heating			53	56	57	62	59
Airflow Rate	Cooling	H/M/L/Q	m ³ /h	550/440/390/360	600/450/400/360	650/490/430/360	800/640/530/360	940/750/540/480
	Heating			550/440/390/360	600/450/400/360	650/490/430/360	800/640/530/360	940/750/540/480
Net Dimensions				mm	198×700×450	198×700×450	198×700×450	198×900×450
Weight				kg(lbs)	15.5 (34.1)			18.5 (40.7)
Connection Pipe Diameter	Liquid/Gas			mm	6.35/9.52		6.35/12.70	
External static pressure				Pa	0 to 30		0 to 50	
Drain pump	Standard							

Slim duct



Model No.	Indoor unit			ARYG07LLTA	ARYG09LLTA	ARYG12LLTB	ARYG14LLTB	ARYG18LLTB
kW Class		kW		2.0	2.5	3.5	4.0	5.0
Power Source	Single-phase, ~230V, 50Hz							
Sound Pressure Level	Cooling	H/M/L/Q	dB(A)	28/26/25/24	28/27/26/25	29/28/27/26	32/30/28/26	32/31/30/29
	Heating			28/26/25/24	28/26/25/24	29/28/27/24	33/30/28/25	33/32/31/29
Sound Power Level	Cooling	H	dB(A)	57	57	58	60	58
	Heating			57	57	58	61	59
Airflow Rate	Cooling	H/M/L/Q	m ³ /h	550/490/470/440	600/550/500/450	650/600/550/480	800/700/600/480	940/880/820/750
	Heating			550/490/470/440	600/550/500/450	650/600/550/480	800/700/600/480	940/880/820/750
Net Dimensions				mm	198×700×620	198×700×620	198×700×620	198×900×620
Weight				kg(lbs)	17 (37.5)	19 (41.8)	19 (41.8)	23 (50.6)
Connection Pipe Diameter	Liquid/Gas			mm	6.35/9.52	6.35/9.52	6.35/9.52	6.35/12.7
External static pressure				Pa	0 to 90			
Drain pump	Standard							

PRODUCT LINEUP: MULTI SPLIT

MULTI SPLIT Combination Table for 2 & 3 Rooms–Cooling/Heating

2 Rooms Multi cooling

Table with columns: AOYG14LAC2, Combination of Indoor Unit, Cooling Capacity (Room 1, Room 2, Total Capacity), Input Power, EER, Seasonal Data (Pdesign, SEER, Energy efficiency class).

Note: •7:7000Btu/h / 9:9000Btu/h / 12:12000Btu/h models
•The above is the value for connecting with Wall Mounted type.
•2 or more indoor units should be connected.
•Cooling capacity is based on 27°CDB/19°CWB (indoor temperature), 35°CDB (outdoor temperature).

Table with columns: AOYG18LAC2, Combination of Indoor Unit, Cooling Capacity (Room 1, Room 2, Total Capacity), Input Power, EER, Seasonal Data (Pdesign, SEER, Energy efficiency class).

Note: •7:7000Btu/h / 9:9000Btu/h / 12:12000Btu/h / 14:14000Btu/h models
•The above is the value for connecting with Wall Mounted type.
•2 or more indoor units should be connected.
•Cooling capacity is based on 27°CDB/19°CWB (indoor temperature), 35°CDB (outdoor temperature).

3 Rooms Multi cooling

Table with columns: AOYG18LAT3, Combination of Indoor Unit, Cooling Capacity (Room 1, Room 2, Room 3, Total Capacity), Input Power, EER, Seasonal Data (Pdesign, SEER, Energy efficiency class).

Table with columns: AOYG24LAT3, Combination of Indoor Unit, Cooling Capacity (Room 1, Room 2, Room 3, Total Capacity), Input Power, EER, Seasonal Data (Pdesign, SEER, Energy efficiency class).

Note: •7:7000Btu/h / 9:9000Btu/h / 12:12000Btu/h / 14:14000Btu/h / 18:18000Btu/h models
•The above is the value for connecting with Wall Mounted type.
•2 or more indoor units should be connected.
•Cooling capacity is based on 27°CDB/19°CWB (indoor temperature), 35°CDB (outdoor temperature).

2 Rooms Multi heating

AOYG14LAC2	Combination of Indoor Unit		HEATING OPERATION					Seasonal Data		
			Heating Capacity			Input Power (min-max)	EER	Pdesign	SEER	Energy efficiency class
			Room 1	Room 2	Total Capacity (min-max)					
			kW	kW	kW	kW				
2 Room	7	7	2.20	2.20	4.40 (1.1-5.4)	1.03 (0.25-1.78)	4.27	3.8	4.1	A+
	7	9	2.15	2.25	4.40 (1.1-5.4)	1.03 (0.25-1.78)	4.27	3.8	4.1	A+
	7	12	1.95	2.45	4.40 (1.1-5.5)	1.02 (0.25-1.76)	4.31	3.8	4.0	A+
	9	9	2.20	2.20	4.40 (1.1-5.4)	1.03 (0.25-1.78)	4.27	3.8	4.0	A+
	9	12	2.00	2.40	4.40 (1.1-5.5)	1.02 (0.25-1.76)	4.31	3.8	4.0	A+

Note: •7:7000Btu/h / 9:9000Btu/h / 12:12000Btu/h models
 •The above is the value for connecting with Wall Mounted type.
 •2 or more indoor units should be connected.
 •Heating capacity is based on 20°CDB (indoor temperature), 7°CDB/6°CWB (outdoor temperature).
 •Pipe Length: 5 m, Height difference: 0 m (Outdoor unit to Indoor unit)
 •The Total ability of connected indoor unit is up to 21000Btu from 14000Btu.

AOYG18LAC2	Combination of Indoor Unit		HEATING OPERATION					Seasonal Data		
			Heating Capacity			Input Power (min-max)	EER	Pdesign	SEER	Energy efficiency class
			Room 1	Room 2	Total Capacity (min-max)					
			kW	kW	kW	kW				
2 Room	7	7	2.70	2.70	5.40 (1.8-6.0)	1.24 (0.50-1.61)	4.37	3.8	4.1	A+
	7	9	2.50	3.00	5.50 (1.8-6.0)	1.36 (0.50-1.87)	4.04	4.0	4.1	A+
	7	12	2.30	3.30	5.60 (1.8-6.1)	1.38 (0.50-1.88)	4.06	4.2	4.0	A+
	7	14	2.25	3.35	5.60 (1.9-6.2)	1.35 (0.55-1.86)	4.15	4.2	4.0	A+
	9	9	2.80	2.80	5.60 (1.8-6.1)	1.41 (0.50-1.90)	3.97	4.2	4.1	A+
	9	12	2.45	3.15	5.60 (1.8-6.2)	1.38 (0.50-1.88)	4.07	4.2	4.0	A+
	9	14	2.35	3.25	5.60 (1.9-6.3)	1.35 (0.55-1.86)	4.15	4.2	4.0	A+
	12	12	2.80	2.80	5.60 (1.8-6.3)	1.34 (0.50-1.84)	4.18	4.2	4.0	A+

Note: •7:7000Btu/h / 9:9000Btu/h / 12:12000Btu/h / 14:14000Btu/h models
 •The above is the value for connecting with Wall Mounted type.
 •2 or more indoor units should be connected.
 •Heating capacity is based on 20°CDB (indoor temperature), 7°CDB/6°CWB (outdoor temperature).
 •Pipe Length: 5 m, Height difference: 0 m (Outdoor unit to Indoor unit)
 •The Total ability of connected indoor unit is up to 24000Btu from 14000Btu.
 •Where "14" means "wall mounted type" only models. Other types of indoor units can not be connected.

3 Rooms Multi heating

AOYG18LAT3	Combination of Indoor Unit			HEATING OPERATION					Seasonal Data			
				Heating Capacity			Input Power (min-max)	EER	Pdesign	SEER	Energy efficiency class	
				Room 1	Room 2	Room 3						Total Capacity (min-max)
			kW	kW	kW	kW						
2 Room	7	7	-	2.70	2.70	-	5.40 (2.0-6.1)	1.59 (0.52-1.93)	3.40	4.0	4.1	A+
	7	9	-	2.75	3.25	-	6.00 (2.0-6.4)	1.87 (0.52-2.06)	3.21	4.0	4.1	A+
	7	12	-	2.59	3.71	-	6.30 (2.0-6.5)	1.98 (0.52-2.06)	3.18	4.0	4.1	A+
	7	14	-	2.51	4.29	-	6.80 (2.0-7.1)	1.92 (0.50-2.06)	3.54	4.0	4.1	A+
	9	9	-	3.15	3.15	-	6.30 (2.0-6.5)	1.98 (0.52-2.06)	3.18	4.0	4.1	A+
	9	12	-	2.89	3.51	-	6.40 (2.0-6.6)	1.99 (0.52-2.06)	3.22	4.0	4.1	A+
	9	14	-	2.77	4.03	-	6.80 (2.0-7.2)	1.91 (0.50-2.06)	3.56	4.0	4.1	A+
	12	12	-	3.20	3.20	-	6.40 (2.0-6.6)	1.98 (0.52-2.06)	3.23	4.0	4.1	A+
	12	14	-	3.09	3.71	-	6.80 (2.0-7.3)	1.90 (0.50-2.06)	3.58	4.0	4.1	A+
	3 Room	7	7	7	2.27	2.27	2.27	6.80 (2.0-7.7)	1.62 (0.50-2.06)	4.20	5.0	4.3
7		7	9	2.14	2.14	2.52	6.80 (2.0-7.8)	1.62 (0.50-2.06)	4.20	5.0	4.3	A+
7		7	12	1.98	1.98	2.83	6.80 (2.0-7.8)	1.59 (0.50-2.06)	4.28	5.0	4.3	A+
7		7	14	1.83	1.83	3.14	6.80 (2.0-8.0)	1.61 (0.50-2.06)	4.22	5.0	4.3	A+
7		9	9	2.03	2.39	2.39	6.80 (2.0-7.8)	1.60 (0.50-2.06)	4.25	5.0	4.3	A+
7		9	12	1.89	2.22	2.69	6.80 (2.0-7.9)	1.59 (0.50-2.06)	4.28	5.0	4.3	A+
7		9	14	1.75	2.06	2.99	6.80 (2.0-8.0)	1.60 (0.50-2.06)	4.25	5.0	4.3	A+
9		9	9	2.27	2.27	2.27	6.80 (2.0-7.9)	1.59 (0.50-2.06)	4.28	5.0	4.3	A+
9		9	12	2.12	2.12	2.57	6.80 (2.0-7.9)	1.59 (0.50-2.06)	4.28	5.0	4.3	A+

AOYG24LAT3	Combination of Indoor Unit			HEATING OPERATION					Seasonal Data			
				Heating Capacity			Input Power (min-max)	EER	Pdesign	SEER	Energy efficiency class	
				Room 1	Room 2	Room 3						Total Capacity (min-max)
			kW	kW	kW	kW						
2 Room	7	7	-	2.75	2.75	-	5.50 (2.0-6.1)	1.55 (0.52-1.93)	3.55	4.0	4.1	A+
	7	9	-	2.80	3.30	-	6.10 (2.0-7.0)	1.82 (0.52-2.52)	3.35	4.0	4.1	A+
	7	12	-	2.88	4.12	-	7.00 (2.0-7.3)	2.31 (0.52-2.66)	3.03	4.0	4.1	A+
	7	14	-	2.80	4.80	-	7.60 (2.0-8.3)	2.28 (0.50-2.87)	3.33	4.0	4.1	A+
	7	18	-	2.51	5.39	-	7.90 (2.0-8.3)	2.34 (0.50-2.87)	3.38	4.0	4.1	A+
	9	9	-	3.30	3.30	-	6.60 (2.0-7.4)	2.04 (0.52-2.68)	3.24	4.0	4.1	A+
	9	12	-	3.30	4.00	-	7.30 (2.0-7.7)	2.43 (0.52-2.87)	3.00	4.0	4.1	A+
	9	14	-	3.22	4.68	-	7.90 (2.0-8.3)	2.38 (0.50-2.87)	3.32	4.0	4.1	A+
	9	18	-	2.84	5.16	-	8.00 (2.0-8.5)	2.32 (0.50-2.87)	3.45	4.0	4.1	A+
	12	12	-	3.80	3.80	-	7.60 (2.0-7.8)	2.54 (0.52-2.87)	2.99	4.0	4.1	A+
	12	14	-	3.59	4.31	-	7.90 (2.0-8.4)	2.37 (0.50-2.87)	3.33	4.0	4.1	A+
	12	18	-	3.20	4.80	-	8.00 (2.0-8.5)	2.31 (0.50-2.87)	3.46	4.0	4.1	A+
	7	7	7	2.60	2.60	2.60	7.80 (2.0-8.6)	1.94 (0.50-2.68)	4.02	5.0	4.3	A+
	7	7	9	2.52	2.52	2.96	8.00 (2.0-8.8)	2.00 (0.50-2.87)	4.00	5.2	4.2	A+
	7	7	12	2.34	2.34	3.32	8.00 (2.0-8.9)	1.99 (0.50-2.80)	4.02	5.2	4.2	A+
	7	7	14	2.16	2.16	3.68	8.00 (2.0-9.2)	1.91 (0.50-2.72)	4.19	5.2	4.2	A+
	7	7	18	1.94	1.94	4.12	8.00 (2.0-9.2)	1.89 (0.50-2.70)	4.23	5.2	4.2	A+
	7	9	9	2.38	2.81	2.81	8.00 (2.0-9.0)	1.99 (0.50-2.87)	4.02	5.2	4.2	A+
	7	9	12	2.23	2.62	3.15	8.00 (2.0-9.1)	1.98 (0.50-2.87)	4.04	5.2	4.2	A+
	7	9	14	2.06	2.42	3.52	8.00 (2.0-9.2)	1.91 (0.50-2.72)	4.19	5.2	4.2	A+
7	9	18	1.85	2.18	3.97	8.00 (2.0-9.2)	1.89 (0.50-2.69)	4.23	5.2	4.2	A+	
7	12	12	2.08	2.96	2.96	8.00 (2.0-9.1)	1.97 (0.50-2.87)	4.06	5.2	4.2	A+	
3 Room	7	12	14	1.93	2.76	3.31	8.00 (2.0-9.2)	1.90 (0.50-2.70)	4.21	5.2	4.2	A+
	9	9	9	2.67	2.67	2.67	8.00 (2.0-9.1)	1.98 (0.50-2.87)	4.04	5.2	4.2	A+
	9	9	12	2.49	2.49	3.02	8.00 (2.0-9.2)	1.97 (0.50-2.87)	4.06	5.2	4.2	A+
	9	9	14	2.32	2.32	3.37	8.00 (2.0-9.2)	1.89 (0.50-2.70)	4.23	5.2	4.2	A+
	9	9	18*1	2.10	2.10	3.81	8.00 (2.0-9.2)	1.87 (0.50-2.68)	4.28	5.2	4.2	A+
	9	12	12	2.34	2.83	2.83	8.00 (2.0-9.2)	1.96 (0.50-2.80)	4.08	5.2	4.2	A+
	9	12	14	2.18	2.64	3.17	8.00 (2.0-9.2)	1.89 (0.50-2.69)	4.23	5.2	4.2	A+
	12	12	12	2.67	2.67	2.67	8.00 (2.0-9.2)	1.95 (0.50-2.78)	4.10	5.2	4.2	A+

Note: •7:7000Btu/h / 9:9000Btu/h / 12:12000Btu/h / 14:14000Btu/h / 18:18000Btu/h models
 •The above is the value for connecting with Wall Mounted type.
 •2 or more indoor units should be connected.
 •Heating capacity is based on 20°CDB (indoor temperature), 7°CDB/6°CWB (outdoor temperature).
 •Pipe Length: 5 m, Height difference: 0 m (Outdoor unit to Indoor unit)
 •The Total ability of connected indoor unit is up to 36000Btu from 14000Btu.
 *1: When ASYG18L is connected, connect at least 1 wall mounted type for 9000Btu.

MULTI SPLIT Combination Table for 4 Rooms–Cooling/Heating

4 Rooms Multi cooling

AOYG30LAT4	Combination of Indoor Unit				COOLING OPERATION									
					Cooling Capacity				Total Capacity (min-max)	Input Power (min-max)	EER	Seasonal Data		
					Room 1	Room 2	Room 3	Room 4				kW	kW	SEER
	7	7	14	-	1.96	1.96	3.27	-	7.20 (1.6-8.9)	2.22 (0.68-3.43)	3.24	7.2	5.9	A+
	7	7	18	-	1.81	1.81	4.08	-	7.70 (2.8-10.0)	2.22 (0.98-3.55)	3.47	7.7	5.8	A+
	7	7	24	-	1.61	1.61	4.57	-	7.80 (2.8-10.1)	2.19 (0.98-3.53)	3.56	7.8	5.8	A+
	7	9	12	-	2.08	2.34	2.78	-	7.20 (1.6-8.9)	2.22 (0.68-3.41)	3.24	7.2	5.9	A+
	7	9	14	-	1.90	2.14	3.16	-	7.20 (2.8-9.1)	2.22 (0.98-3.56)	3.24	7.2	5.9	A+
	7	9	18	-	1.76	1.98	3.96	-	7.70 (2.8-9.9)	2.22 (0.98-3.56)	3.47	7.7	5.8	A+
	7	9	24	-	1.57	1.77	4.46	-	7.80 (2.8-10.1)	2.19 (0.98-3.53)	3.56	7.8	5.8	A+
	7	12	12	-	1.96	2.62	2.62	-	7.20 (1.6-9.1)	2.22 (0.68-3.54)	3.24	7.2	5.9	A+
	7	12	14	-	1.83	2.43	3.04	-	7.30 (2.8-9.2)	2.22 (0.98-3.56)	3.29	7.3	5.9	A+
	7	12	18	-	1.68	2.24	3.78	-	7.70 (2.8-9.9)	2.22 (0.98-3.56)	3.47	7.7	5.8	A+
	7	12	24	-	1.51	2.01	4.28	-	7.80 (2.8-10.1)	2.19 (0.98-3.56)	3.56	7.8	5.8	A+
	7	14	14	-	1.68	2.81	2.81	-	7.30 (2.8-9.3)	2.22 (0.98-3.58)	3.29	7.3	5.9	A+
	7	14	18	-	1.57	2.61	3.52	-	7.70 (3.5-10.0)	2.22 (1.17-3.58)	3.47	7.7	5.8	A+
	7	14	24	-	1.44	2.39	4.07	-	7.90 (3.5-10.1)	2.20 (1.17-3.58)	3.59	7.9	5.8	A+
	7	18	18	-	1.42	3.19	3.19	-	7.80 (3.5-10.1)	2.22 (1.17-3.58)	3.51	7.8	5.7	A+
	7	18	24	-	1.30	2.92	3.68	-	7.90 (4.7-10.1)	2.22 (1.27-3.58)	3.56	7.9	5.7	A+
	9	9	9	-	2.40	2.40	2.40	-	7.20 (2.8-9.9)	2.22 (0.98-3.42)	3.24	7.2	5.9	A+
	9	9	12	-	2.26	2.26	2.68	-	7.20 (2.8-9.1)	2.22 (0.98-3.54)	3.24	7.2	5.9	A+
	9	9	14	-	2.10	2.10	3.11	-	7.30 (2.8-9.2)	2.22 (0.98-3.57)	3.29	7.3	5.9	A+
	9	9	18	-	1.93	1.93	3.85	-	7.70 (2.8-9.9)	2.22 (0.98-3.56)	3.47	7.7	5.8	A+
	9	9	24	-	1.73	1.73	4.35	-	7.80 (2.8-10.1)	2.20 (1.17-3.54)	3.55	7.8	5.8	A+
	9	12	12	-	2.14	2.53	2.53	-	7.20 (2.8-9.1)	2.22 (0.98-3.54)	3.24	7.2	5.9	A+
	9	12	14	-	1.99	2.36	2.95	-	7.30 (2.8-9.2)	2.22 (0.98-3.57)	3.29	7.3	5.9	A+
	9	12	18	-	1.84	2.18	3.68	-	7.70 (2.8-9.9)	2.22 (0.98-3.56)	3.47	7.7	5.8	A+
	9	12	24	-	1.66	1.97	4.18	-	7.80 (2.8-10.1)	2.19 (0.98-3.56)	3.56	7.8	5.8	A+
	9	14	14	-	1.84	2.73	2.73	-	7.30 (3.5-9.3)	2.22 (1.17-3.58)	3.29	7.3	5.9	A+
	9	14	18	-	1.74	2.58	3.48	-	7.80 (3.5-10.0)	2.22 (1.17-3.58)	3.51	7.8	5.8	A+
	9	14	24	-	1.58	2.34	3.98	-	7.90 (3.5-10.1)	2.22 (1.27-3.56)	3.56	7.9	5.8	A+
	9	18	18	-	1.56	3.12	3.12	-	7.80 (4.7-10.1)	2.22 (1.27-3.58)	3.51	7.8	5.7	A+
	12	12	12	-	2.43	2.43	2.43	-	7.30 (2.8-9.2)	2.22 (0.98-3.55)	3.29	7.3	5.9	A+
	12	12	14	-	2.28	2.28	2.85	-	7.40 (2.8-9.3)	2.22 (0.98-3.58)	3.33	7.4	5.9	A+
	12	12	18	-	2.12	2.12	3.57	-	7.80 (3.5-10.0)	2.22 (1.17-3.57)	3.51	7.8	5.8	A+
	12	12	24	-	1.92	1.92	4.07	-	7.90 (3.5-10.1)	2.20 (1.17-3.54)	3.59	7.9	5.8	A+
	12	14	14	-	2.11	2.64	2.64	-	7.40 (3.5-9.4)	2.22 (1.17-3.58)	3.33	7.4	5.9	A+
	12	14	18	-	1.98	2.68	3.34	-	7.80 (3.5-10.1)	2.22 (1.17-3.58)	3.51	7.8	5.8	A+
	12	18	18	-	1.81	3.05	3.05	-	7.90 (4.7-10.1)	2.22 (1.27-3.58)	3.56	7.9	5.7	A+
	7	7	7	7	1.93	1.93	1.93	1.93	7.70 (1.6-9.6)	2.20 (0.68-3.41)	3.50	7.7	6.2	A++
	7	7	7	9	1.89	1.89	1.89	2.13	7.80 (1.6-9.8)	2.22 (0.68-3.54)	3.51	7.8	6.2	A++
	7	7	7	12	1.83	1.83	1.83	2.41	7.90 (1.6-9.9)	2.22 (0.68-3.54)	3.56	7.9	6.1	A++
	7	7	7	14	1.70	1.70	1.70	2.80	7.90 (2.8-9.9)	2.22 (0.98-3.56)	3.56	7.9	6.1	A++
	7	7	7	18	1.52	1.52	1.52	3.43	8.00 (2.8-10.1)	2.20 (0.98-3.55)	3.64	8.0	6.0	A+
	7	7	9	9	1.86	1.86	2.09	2.09	7.90 (2.8-9.7)	2.22 (0.98-3.42)	3.56	7.9	6.2	A++
	7	7	9	12	1.78	1.78	1.99	2.35	7.90 (2.8-9.9)	2.22 (0.98-3.55)	3.56	7.9	6.1	A++
	7	7	9	14	1.68	1.68	1.88	2.76	8.00 (2.8-10.0)	2.22 (0.98-3.57)	3.60	8.0	6.1	A++
	7	7	9	18	1.49	1.49	1.67	3.35	8.00 (3.5-10.1)	2.20 (1.17-3.55)	3.64	8.0	6.0	A+
	7	7	12	12	1.72	1.72	2.28	2.28	8.00 (2.8-10.0)	2.22 (0.98-3.55)	3.60	8.0	6.1	A++
	7	7	12	14	1.61	1.61	2.13	2.65	8.00 (2.8-10.0)	2.22 (0.98-3.57)	3.60	8.0	6.1	A++
	7	7	12	18	1.43	1.43	1.91	3.22	8.00 (3.5-10.1)	2.20 (1.17-3.56)	3.64	8.0	6.0	A+
	7	7	14	14	1.50	1.50	2.50	2.50	8.00 (3.5-10.1)	2.22 (1.17-3.58)	3.60	8.0	6.0	A+
	7	7	14	18	1.35	1.35	2.25	3.04	8.00 (3.5-10.1)	2.22 (1.17-3.58)	3.60	8.0	6.0	A+
	7	9	9	9	1.81	2.03	2.03	2.03	7.90 (2.8-9.9)	2.22 (0.98-3.56)	3.56	7.9	6.2	A++
	7	9	9	12	1.76	1.96	1.96	2.32	8.00 (2.8-10.0)	2.22 (0.98-3.56)	3.60	8.0	6.1	A++
	7	9	9	14	1.64	1.83	1.83	2.70	8.00 (3.5-10.1)	2.22 (1.17-3.58)	3.60	8.0	6.1	A++
	7	9	9	18	1.45	1.64	1.64	3.27	8.00 (3.5-10.1)	2.22 (1.17-3.56)	3.60	8.0	6.0	A+
	7	9	12	12	1.68	1.88	2.22	2.22	8.00 (2.8-10.0)	2.22 (0.98-3.56)	3.60	8.0	6.1	A++
	7	9	12	14	1.57	1.76	2.08	2.59	8.00 (3.5-10.1)	2.22 (1.17-3.58)	3.60	8.0	6.0	A+
	7	9	12	18	1.40	1.58	1.87	3.15	8.00 (3.5-10.1)	2.22 (1.17-3.56)	3.60	8.0	6.0	A+
	7	9	14	14	1.48	1.66	2.43	2.43	8.00 (3.5-10.1)	2.22 (1.17-3.58)	3.60	8.0	6.0	A+
	7	9	14	18	1.32	1.49	2.21	2.98	8.00 (4.7-10.1)	2.22 (1.27-3.57)	3.60	8.0	6.0	A+
	7	12	12	12	1.61	2.13	2.13	2.13	8.00 (2.8-10.1)	2.22 (0.98-3.56)	3.60	8.0	6.0	A+
	7	12	12	14	1.51	2.00	2.00	2.49	8.00 (3.5-10.1)	2.22 (1.17-3.58)	3.60	8.0	6.0	A+
	7	12	12	18	1.35	1.80	1.80	3.04	8.00 (3.5-10.1)	2.22 (1.17-3.56)	3.60	8.0	6.0	A+
	7	12	14	14	1.41	1.89	2.35	2.35	8.00 (3.5-10.1)	2.22 (1.17-3.58)	3.60	8.0	6.0	A+
	9	9	9	9	2.00	2.00	2.00	2.00	8.00 (3.5-10.0)	2.22 (1.17-3.56)	3.60	8.0	6.2	A++
	9	9	9	12	1.91	1.91	1.91	2.27	8.00 (3.5-10.0)	2.22 (1.17-3.56)	3.60	8.0	6.1	A++
	9	9	9	14	1.79	1.79	1.79	2.63	8.00 (3.5-10.0)	2.22 (1.17-3.56)	3.60	8.0	6.0	A+
	9	9	9	18**	1.60	1.60	1.60	3.20	8.00 (4.7-10.0)	2.22 (1.17-3.56)	3.60	8.0	6.0	A+
	9	9	12	12	1.83	1.83	2.17	2.17	8.00 (3.5-10.0)	2.22 (1.17-3.56)	3.60	8.0	6.0	A+
	9	9	12	14	1.72	1.72	2.03	2.53	8.00 (3.5-10.0)	2.22 (1.17-3.56)	3.60	8.0	6.0	A+
	9	9	12	18**	1.54	1.54	1.83	3.09	8.00 (4.7-10.0)	2.22 (1.17-3.56)	3.60	8.0	6.0	A+
	9	9	14	14	1.62	1.62	2.38	2.38	8.00 (4.7-10.0)	2.22 (1.17-3.56)	3.60	8.0	6.0	A+
	9	12	12	12	1.76	2.08	2.08	2.08	8.00 (3.5-10.0)	2.22 (1.17-3.56)	3.60	8.0	6.0	A+
	9	12	12	14	1.66	1.95	1.95	2.44	8.00 (3.5-10.0)	2.22 (1.17-3.56)	3.60	8.0	6.0	A+
	9	12	14	14	1.55	1.85	2.30	2.30	8.00 (4.7-10.0)	2.22 (1.17-3.56)	3.60	8.0	6.0	A+
	12	12	12	12	2.00	2.00	2.00	2.00	8.00 (3.5-10.0)	2.22 (1.17-3.56)	3.60	8.0	6.0	A+

Note: •7:7000Btu/h / 9:9000Btu/h / 12:12000Btu/h / 14:14000Btu/h / 18:18000Btu/h / 24:24000Btu/h models

- The above is the value for connecting with Wall Mounted type.
- 3 or more indoor units should be connected.
- Cooling capacity is based on 27°CDB/19°CWB (indoor temperature), 35°CDB (outdoor temperature).
- Pipe Length: 5 m, Height difference: 0 m (Outdoor unit to Indoor unit)
- The Total ability of connected indoor unit is up to 49000Btu from 27000Btu.
- *1: Connection of ASYG18L + ARYG09L + ARYG09L + ARYG09L is not available. All types other than this combination can be connected.
- *2: Connection of ASYG18L + ARYG12L + ARYG09L + ARYG09L is not available. All types other than this combination can be connected.

4 Rooms Multi heating

AOYG30LAT4	Combination of Indoor Unit			HEATING OPERATION									
				Heating Capacity				Total Capacity (min-max)	Input Power (min-max)	EER	Seasonal Data		
				Room 1	Room 2	Room 3	Room 4				Pdesign	SEER	Energy efficiency class
				kW	kW	kW	kW	kW	kW				
7	7	14	-	2.42	2.42	4.15	-	9.00 (1.8-10.1)	2.66 (0.58-3.53)	3.98	5.8	3.8	A
7	7	18	-	2.27	2.27	4.86	-	9.40 (3.3-11.2)	2.46 (0.87-3.52)	3.82	5.8	3.8	A
7	7	24	-	2.03	2.03	5.44	-	9.50 (3.3-11.5)	2.47 (0.87-3.52)	3.85	5.8	3.8	A
7	9	12	-	2.49	2.94	3.56	-	9.00 (1.8-10.0)	2.69 (0.58-3.51)	3.35	5.8	3.8	A
7	9	14	-	2.33	2.75	4.00	-	9.10 (3.3-10.2)	2.64 (0.87-3.50)	3.45	5.8	3.8	A
7	9	18	-	2.17	2.56	4.66	-	9.40 (3.3-11.3)	2.45 (0.87-3.50)	3.84	5.8	3.8	A
7	9	24	-	1.98	2.33	5.29	-	9.60 (3.3-11.5)	2.46 (0.87-3.51)	3.90	5.8	3.8	A
7	12	12	-	2.33	3.33	3.33	-	9.00 (1.8-10.1)	2.66 (0.58-3.48)	3.38	5.8	3.8	A
7	12	14	-	2.22	3.17	3.80	-	9.20 (3.3-10.3)	2.62 (0.87-3.48)	3.51	5.8	3.8	A
7	12	18	-	2.08	2.97	4.45	-	9.50 (3.3-11.4)	2.44 (0.87-3.47)	3.89	5.8	3.8	A
7	12	24	-	1.88	2.69	5.03	-	9.60 (3.3-11.7)	2.45 (0.87-3.56)	3.92	5.8	3.8	A
7	14	14	-	2.10	3.60	3.60	-	9.30 (3.3-10.6)	2.59 (0.87-3.48)	3.59	5.8	3.8	A
7	14	18	-	1.96	3.35	4.19	-	9.50 (3.7-11.5)	2.42 (0.97-3.52)	3.93	5.8	3.8	A
7	14	24	-	1.78	3.05	4.77	-	9.60 (3.3-11.7)	2.45 (0.87-3.56)	3.92	5.8	3.8	A
7	18	18	-	1.82	3.89	3.89	-	9.60 (3.7-12.0)	2.40 (0.97-3.52)	4.00	5.8	3.8	A
7	18	24	-	1.65	3.53	4.42	-	9.60 (4.3-12.0)	2.40 (1.12-3.52)	4.00	5.8	3.8	A
7	9	9	-	3.00	3.00	3.00	-	9.00 (3.3-10.0)	2.69 (0.87-3.51)	3.35	5.8	3.8	A
9	9	12	-	2.80	2.80	3.39	-	9.00 (3.3-10.1)	2.67 (0.87-3.48)	3.37	5.8	3.8	A
9	9	14	-	2.66	2.66	3.87	-	9.20 (3.3-10.3)	2.63 (0.87-3.48)	3.50	5.8	3.8	A
9	9	18	-	2.49	2.49	4.52	-	9.50 (3.7-11.4)	2.44 (0.97-3.48)	3.89	5.8	3.8	A
9	9	24	-	2.25	2.25	5.11	-	9.60 (3.7-11.7)	2.45 (0.97-3.57)	3.92	5.8	3.8	A
9	12	12	-	2.65	3.22	3.22	-	9.10 (3.3-10.3)	2.65 (0.87-3.52)	3.43	5.8	3.8	A
9	12	14	-	2.53	3.07	3.69	-	9.30 (3.3-10.5)	2.61 (0.87-3.52)	3.56	5.8	3.8	A
9	12	18	-	2.36	2.86	4.29	-	9.50 (3.7-11.4)	2.43 (0.97-3.47)	3.91	5.8	3.8	A
9	12	24	-	2.14	2.59	4.86	-	9.60 (3.7-11.8)	2.44 (0.97-3.55)	3.93	5.8	3.8	A
9	14	14	-	2.38	3.46	3.46	-	9.30 (3.7-10.7)	2.58 (0.97-3.46)	3.60	5.8	3.8	A
9	14	18	-	2.22	3.23	4.04	-	9.50 (3.7-11.6)	2.41 (0.97-3.51)	3.94	5.8	3.8	A
9	14	24	-	2.03	2.95	4.62	-	9.60 (4.3-11.9)	2.42 (1.12-3.57)	3.97	5.8	3.8	A
9	18	18	-	2.07	3.76	3.76	-	9.60 (4.3-12.0)	2.40 (1.12-3.52)	4.00	5.8	3.8	A
12	12	12	-	3.07	3.07	3.07	-	9.20 (3.3-10.3)	2.63 (0.87-3.49)	3.50	5.8	3.8	A
12	12	14	-	2.91	2.91	3.49	-	9.30 (3.3-10.6)	2.59 (0.87-3.49)	3.59	5.8	3.8	A
12	12	18	-	2.71	2.71	4.07	-	9.50 (3.7-11.6)	2.42 (0.97-3.52)	3.93	5.8	3.8	A
12	12	24	-	2.48	2.48	4.65	-	9.60 (3.7-11.8)	2.43 (0.97-3.54)	3.95	5.8	3.8	A
12	14	14	-	2.76	3.32	3.32	-	9.40 (3.7-10.8)	2.40 (0.97-3.50)	3.93	5.8	3.8	A
12	14	18	-	2.57	3.08	3.85	-	9.50 (3.7-11.6)	2.40 (0.97-3.49)	3.96	5.8	3.8	A
12	18	18	-	2.40	3.60	3.60	-	9.60 (4.3-12.0)	2.40 (1.12-3.52)	4.00	5.8	3.8	A
7	7	7	7	2.35	2.35	2.35	2.35	9.40 (1.8-10.8)	2.43 (0.58-3.47)	3.87	6.2	4.0	A+
7	7	7	9	2.27	2.27	2.27	2.68	9.50 (1.8-10.9)	2.42 (0.58-3.51)	3.88	6.2	4.0	A+
7	7	7	12	2.14	2.14	2.14	3.06	9.50 (1.8-11.1)	2.41 (0.58-3.55)	3.94	6.2	4.0	A+
7	7	7	14	2.04	2.04	2.04	3.49	9.60 (3.3-11.3)	2.38 (0.87-3.56)	4.03	6.2	4.0	A+
7	7	7	18	1.87	1.87	1.87	4.00	9.60 (3.3-12.0)	2.27 (0.87-3.56)	4.23	6.2	4.0	A+
7	7	9	9	2.18	2.18	2.57	2.57	9.50 (3.3-10.9)	2.41 (0.87-3.44)	3.94	6.2	4.0	A+
7	7	9	12	2.06	2.06	2.43	2.95	9.50 (3.3-11.1)	2.40 (0.87-3.54)	3.96	6.2	4.0	A+
7	7	9	14	1.96	1.96	2.31	3.36	9.60 (3.3-11.4)	2.38 (0.87-3.54)	4.03	6.2	4.0	A+
7	7	9	18	1.80	1.80	2.13	3.87	9.60 (3.7-12.0)	2.27 (0.97-3.55)	4.23	6.2	4.0	A+
7	7	12	12	1.98	1.98	2.82	2.82	9.60 (3.3-11.3)	2.39 (0.87-3.57)	4.02	6.2	4.0	A+
7	7	12	14	1.87	1.87	2.67	3.20	9.60 (3.3-11.5)	2.36 (0.87-3.58)	4.07	6.2	4.0	A+
7	7	12	18	1.72	1.72	2.46	3.69	9.60 (3.7-12.0)	2.27 (0.97-3.58)	4.23	6.2	4.0	A+
7	7	14	14	1.77	1.77	3.03	3.03	9.60 (3.7-11.8)	2.34 (0.97-3.58)	4.10	6.2	4.0	A+
7	7	14	18	1.64	1.64	2.81	3.51	9.60 (3.7-12.0)	2.27 (0.97-3.56)	4.23	6.2	4.0	A+
7	9	9	9	2.09	2.47	2.47	2.47	9.50 (3.3-11.2)	2.40 (0.87-3.54)	4.00	6.2	4.0	A+
7	9	9	12	2.01	2.36	2.36	2.87	9.60 (3.3-11.3)	2.39 (0.87-3.58)	4.02	6.2	4.0	A+
7	9	9	14	1.89	2.23	2.23	3.25	9.60 (3.7-11.5)	2.37 (0.97-3.58)	4.05	6.2	4.0	A+
7	9	9	18	1.75	2.06	2.06	3.74	9.60 (3.7-12.0)	2.27 (0.97-3.58)	4.23	6.2	4.0	A+
7	9	12	12	1.91	2.25	2.25	2.72	9.60 (3.3-11.4)	2.38 (0.87-3.58)	4.03	6.2	4.0	A+
7	9	12	14	1.80	2.13	2.58	3.09	9.60 (3.7-11.6)	2.35 (0.97-3.58)	4.09	6.2	4.0	A+
7	9	12	18	1.67	1.97	2.39	3.58	9.60 (3.7-12.0)	2.27 (0.97-3.58)	4.23	6.2	4.0	A+
7	9	14	14	1.71	2.02	2.94	2.94	9.60 (3.7-11.8)	2.33 (0.97-3.58)	4.12	6.2	4.0	A+
7	9	14	18	1.59	1.87	2.73	3.41	9.60 (4.3-12.0)	2.27 (1.12-3.58)	4.23	6.2	4.0	A+
7	12	12	12	1.81	2.59	2.59	2.59	9.60 (3.3-11.5)	2.37 (0.87-3.58)	4.05	6.2	4.0	A+
7	12	12	14	1.72	2.46	2.46	2.95	9.60 (3.7-11.7)	2.34 (0.97-3.58)	4.10	6.2	4.0	A+
7	12	12	18	1.60	2.29	2.29	3.43	9.60 (3.7-12.0)	2.27 (0.97-3.56)	4.23	6.2	4.0	A+
7	12	14	14	1.64	2.34	2.81	2.81	9.60 (3.7-11.9)	2.32 (0.97-3.58)	4.14	6.2	4.0	A+
9	9	9	9	2.40	2.40	2.40	2.40	9.60 (3.7-11.3)	2.40 (0.97-3.58)	4.00	6.2	4.0	A+
9	9	9	12	2.28	2.28	2.28	2.76	9.60 (3.7-11.4)	2.38 (0.97-3.58)	4.03	6.2	4.0	A+
9	9	9	14	2.16	2.16	2.16	3.14	9.60 (3.7-11.6)	2.36 (0.97-3.58)	4.07	6.2	4.0	A+
9	9	9	18*	1.99	1.99	1.99	3.62	9.60 (4.3-12.0)	2.27 (1.12-3.58)	4.23	6.2	4.0	A+
9	9	12	12	2.17	2.17	2.63	2.63	9.60 (3.7-11.5)	2.37 (0.97-3.58)	4.05	6.2	4.0	A+
9	9	12	14	2.06	2.06	2.49	2.99	9.60 (3.7-11.7)	2.35 (0.97-3.58)	4.09	6.2	4.0	A+
9	9	12	18**	1.91	1.91	2.31	3.47	9.60 (4.3-12.0)	2.27 (1.12-3.58)	4.23	6.2	4.0	A+
9	9	14	14	1.96	1.96	2.84	2.84	9.60 (4.3-11.9)	2.33 (1.12-3.58)	4.12	6.2	4.0	A+
9	12	12	12	2.07	2.51	2.51	2.51	9.60 (3.7-11.6)	2.36 (0.97-3.58)	4.07	6.2	4.0	A+
9	12	12	14	1.97	2.39	2.39	2.87	9.60 (3.7-11.8)	2.34 (0.97-3.58)	4.10	6.2	4.0	A+
9	12	14	14	1.87	2.27	2.73	2.73	9.60 (4.3-11.9)	2.31 (1.12-3.58)	4.16	6.2	4.0	A+
12	12	12	12	2.60	2.60	2.60	2.60	9.60 (3.7-11.6)	2.35 (0.97-3.58)	4.09	6.2	4.0	A+

Note: •7:7000Btu/h / 9:9000Btu/h / 12:12000Btu/h / 14:14000Btu/h / 18:18000Btu/h / 24:24000Btu/h models

- The above is the value for connecting with Wall Mounted type.
- 3 or more indoor units should be connected.
- Heating capacity is based on 20°CDB (indoor temperature), 7°CDB/6°CWB (outdoor temperature).
- Pipe Length: 5 m, Height difference: 0 m (Outdoor unit to Indoor unit)
- The Total ability of connected indoor unit is up to 49000Btu from 27000Btu.

*1: Connection of ASYG18L + ARYG09L + ARYG09L is not available. All types other than this combination can be connected.

*2: Connection of ASYG18L + ARYG12L + ARYG09L + ARYG09L is not available. All types other than this combination can be connected.

MULTI SPLIT Combination Table for 5 Rooms–Cooling

5 Rooms Multi cooling

AOYG36LBLAS	Combination of Indoor Unit					COOLING OPERATION										
						Cooling Capacity					Input Power (min-max)	EER	Seasonal Data			
						Room 1	Room 2	Room 3	Room 4	Room 5			Total Capacity (min-max)	Pdesign	SEER	Energy efficiency class
					kW	kW	kW	kW	kW	kW	kW	kW				
2 Room	7	24	-	-	-	2.00	7.00	-	-	-	9.0 (3.5-11.1)	2.31 (0.8-3.29)	3.89	9.0	6.5	A++
	9	24	-	-	-	2.50	7.00	-	-	-	9.5 (3.5-11.8)	2.53 (0.8-3.59)	3.75	9.5	6.5	A++
	12	24	-	-	-	3.33	6.67	-	-	-	10.0 (3.5-12.5)	2.81 (0.8-3.88)	3.56	10.0	6.5	A++
	14	24	-	-	-	3.68	6.32	-	-	-	10.0 (3.5-12.5)	2.81 (0.8-3.88)	3.56	10.0	6.5	A++
	18	18	-	-	-	5.00	5.00	-	-	-	10.0 (3.5-12.5)	2.81 (0.8-3.88)	3.56	10.0	6.5	A++
	18	24	-	-	-	4.29	5.71	-	-	-	10.0 (3.5-12.5)	2.79 (0.8-3.88)	3.58	10.0	6.4	A++
	24	24	-	-	-	5.00	5.00	-	-	-	10.0 (3.5-12.5)	2.78 (0.8-3.88)	3.60	10.0	6.4	A++
	7	7	14	-	-	2.00	2.00	4.00	-	-	8.0 (3.5-10.0)	1.90 (0.8-2.85)	4.21	8.0	6.7	A++
	7	7	18	-	-	2.00	2.00	5.00	-	-	9.0 (3.5-11.4)	2.32 (0.8-3.44)	3.88	9.0	6.7	A++
	7	7	24	-	-	1.84	1.84	6.32	-	-	10.0 (3.5-12.5)	2.81 (0.8-3.88)	3.56	10.0	6.6	A++
3 Room	7	9	12	-	-	2.00	2.50	3.50	-	-	8.0 (3.5-10.0)	1.90 (0.8-2.85)	4.21	8.0	6.7	A++
	7	9	14	-	-	2.00	2.50	4.00	-	-	8.5 (3.5-10.7)	2.10 (0.8-3.15)	4.05	8.5	6.7	A++
	7	9	18	-	-	2.00	2.50	5.00	-	-	9.5 (3.5-12.1)	2.55 (0.8-3.74)	3.72	9.5	6.6	A++
	7	9	24	-	-	1.75	2.25	6.00	-	-	10.0 (3.5-12.5)	2.80 (0.8-3.88)	3.57	10.0	6.6	A++
	7	12	12	-	-	2.00	3.50	3.50	-	-	9.0 (3.5-11.1)	2.27 (0.8-3.29)	3.97	9.0	6.7	A++
	7	12	14	-	-	2.00	3.50	4.00	-	-	9.5 (3.5-11.8)	2.50 (0.8-3.59)	3.80	9.5	6.7	A++
	7	12	18	-	-	1.89	3.24	4.87	-	-	10.0 (3.5-12.5)	2.81 (0.8-3.88)	3.56	10.0	6.6	A++
	7	12	24	-	-	1.63	2.79	5.58	-	-	10.0 (3.5-12.5)	2.79 (0.8-3.88)	3.59	10.0	6.6	A++
	7	14	14	-	-	2.00	4.00	4.00	-	-	10.0 (3.5-12.5)	2.81 (0.8-3.88)	3.56	10.0	6.6	A++
	7	14	18	-	-	1.79	3.59	4.62	-	-	10.0 (3.5-12.5)	2.80 (0.8-3.88)	3.57	10.0	6.6	A++
	7	14	24	-	-	1.56	3.11	5.33	-	-	10.0 (3.5-12.5)	2.78 (0.8-3.88)	3.60	10.0	6.5	A++
	7	18	18	-	-	1.62	4.19	4.19	-	-	10.0 (3.5-12.5)	2.79 (0.8-3.88)	3.59	10.0	6.6	A++
	7	18	24	-	-	1.43	3.67	4.90	-	-	10.0 (3.5-12.5)	2.77 (0.8-3.88)	3.61	10.0	6.5	A++
	9	9	9	-	-	2.50	2.50	2.50	-	-	7.5 (3.5-9.6)	1.74 (0.8-2.70)	4.30	7.5	6.7	A++
	9	9	12	-	-	2.50	2.50	3.50	-	-	8.5 (3.5-10.7)	2.10 (0.8-3.15)	4.05	8.5	6.7	A++
	9	9	14	-	-	2.50	2.50	4.00	-	-	9.0 (3.5-11.4)	2.32 (0.8-3.44)	3.88	9.0	6.7	A++
	9	9	18	-	-	2.50	2.50	5.00	-	-	10.0 (3.5-12.5)	2.81 (0.8-3.88)	3.56	10.0	6.6	A++
	9	9	24	-	-	2.14	2.14	5.72	-	-	10.0 (3.5-12.5)	2.79 (0.8-3.88)	3.58	10.0	6.6	A++
	9	12	12	-	-	2.50	3.50	3.50	-	-	9.5 (3.5-11.8)	2.50 (0.8-3.59)	3.80	9.5	6.7	A++
	9	12	14	-	-	2.50	3.50	4.00	-	-	10.0 (3.5-12.5)	2.81 (0.8-3.88)	3.56	10.0	6.6	A++
	9	12	18	-	-	2.31	3.08	4.61	-	-	10.0 (3.5-12.5)	2.80 (0.8-3.88)	3.57	10.0	6.6	A++
	9	12	24	-	-	2.00	2.67	5.33	-	-	10.0 (3.5-12.5)	2.78 (0.8-3.88)	3.60	10.0	6.5	A++
	9	14	14	-	-	2.44	3.78	3.78	-	-	10.0 (3.5-12.5)	2.81 (0.8-3.88)	3.56	10.0	6.6	A++
	9	14	18	-	-	2.20	3.41	4.39	-	-	10.0 (3.5-12.5)	2.79 (0.8-3.88)	3.58	10.0	6.6	A++
	9	14	24	-	-	1.91	2.98	5.11	-	-	10.0 (3.5-12.5)	2.78 (0.8-3.88)	3.60	10.0	6.5	A++
	9	18	18	-	-	2.00	4.00	4.00	-	-	10.0 (3.5-12.5)	2.78 (0.8-3.88)	3.60	10.0	6.5	A++
	9	18	24	-	-	1.76	3.53	4.71	-	-	10.0 (3.5-12.5)	2.76 (0.8-3.88)	3.62	10.0	6.5	A++
	12	12	12	-	-	3.33	3.33	3.33	-	-	10.0 (3.5-12.5)	2.81 (0.8-3.88)	3.56	10.0	6.6	A++
	12	12	14	-	-	3.16	3.16	3.68	-	-	10.0 (3.5-12.5)	2.81 (0.8-3.88)	3.56	10.0	6.6	A++
	12	12	18	-	-	2.86	2.86	4.28	-	-	10.0 (3.5-12.5)	2.79 (0.8-3.88)	3.58	10.0	6.6	A++
	12	12	24	-	-	2.50	2.50	5.00	-	-	10.0 (3.5-12.5)	2.77 (0.8-3.88)	3.61	10.0	6.5	A++
	12	14	14	-	-	3.00	3.50	3.50	-	-	10.0 (3.5-12.5)	2.80 (0.8-3.88)	3.57	10.0	6.6	A++
	12	14	18	-	-	2.73	3.18	4.09	-	-	10.0 (3.5-12.5)	2.79 (0.8-3.88)	3.59	10.0	6.6	A++
	12	14	24	-	-	2.40	2.80	4.80	-	-	10.0 (3.5-12.5)	2.76 (0.8-3.88)	3.62	10.0	6.5	A++
	12	18	18	-	-	2.50	3.75	3.75	-	-	10.0 (3.5-12.5)	2.79 (0.8-3.88)	3.61	10.0	6.5	A++
	12	18	24	-	-	2.22	3.33	4.45	-	-	10.0 (3.5-12.5)	2.75 (0.8-3.88)	3.64	10.0	6.5	A++
14	14	14	-	-	3.33	3.33	3.33	-	-	10.0 (3.5-12.5)	2.79 (0.8-3.88)	3.58	10.0	6.6	A++	
14	14	18	-	-	3.04	3.04	3.92	-	-	10.0 (3.5-12.5)	2.78 (0.8-3.88)	3.60	10.0	6.5	A++	
14	14	24	-	-	2.69	2.69	4.62	-	-	10.0 (3.5-12.5)	2.75 (0.8-3.88)	3.63	10.0	6.5	A++	
14	18	18	-	-	2.80	3.60	3.60	-	-	10.0 (3.5-12.5)	2.76 (0.8-3.88)	3.62	10.0	6.5	A++	
18	18	18	-	-	3.33	3.33	3.33	-	-	10.0 (3.5-12.5)	2.75 (0.8-3.88)	3.64	10.0	6.5	A++	
4 Room	7	7	7	7	-	2.00	2.00	2.00	2.00	-	8.0 (3.5-10.0)	1.84 (0.8-2.85)	4.34	8.0	6.8	A++
	7	7	7	9	-	2.00	2.00	2.00	2.50	-	8.5 (3.5-10.7)	2.00 (0.8-3.15)	4.25	8.5	6.8	A++
	7	7	7	12	-	2.00	2.00	2.00	3.50	-	9.5 (3.5-11.8)	2.32 (0.8-3.59)	4.10	9.5	6.8	A++
	7	7	7	14	-	2.00	2.00	2.00	4.00	-	10.0 (3.5-12.5)	2.50 (0.8-3.88)	4.00	10.0	6.8	A++
	7	7	7	18	-	1.79	1.79	1.79	4.63	-	10.0 (3.5-12.5)	2.49 (0.8-3.88)	4.01	10.0	6.8	A++
	7	7	7	24	-	1.56	1.56	1.56	5.32	-	10.0 (3.5-12.5)	2.47 (0.8-3.88)	4.05	10.0	6.7	A++
	7	7	9	9	-	2.00	2.00	2.50	2.50	-	9.0 (3.5-11.4)	2.17 (0.8-3.44)	4.15	9.0	6.8	A++
	7	7	9	12	-	2.00	2.00	2.50	3.50	-	10.0 (3.5-12.5)	2.50 (0.8-3.88)	4.00	10.0	6.8	A++
	7	7	9	14	-	1.89	1.89	2.43	3.79	-	10.0 (3.5-12.5)	2.50 (0.8-3.88)	4.00	10.0	6.8	A++
	7	7	9	18	-	1.71	1.71	2.20	4.38	-	10.0 (3.5-12.5)	2.49 (0.8-3.88)	4.02	10.0	6.8	A++
	7	7	9	24	-	1.49	1.49	1.91	5.11	-	10.0 (3.5-12.5)	2.46 (0.8-3.88)	4.06	10.0	6.7	A++
	7	7	12	14	-	1.84	1.84	3.16	3.16	-	10.0 (3.5-12.5)	2.49 (0.8-3.88)	4.01	10.0	6.8	A++
	7	7	12	18	-	1.75	1.75	3.50	3.50	-	10.0 (3.5-12.5)	2.49 (0.8-3.88)	4.02	10.0	6.8	A++
	7	7	12	24	-	1.59	1.59	2.73	4.09	-	10.0 (3.5-12.5)	2.48 (0.8-3.88)	4.04	10.0	6.8	A++
	7	7	14	14	-	1.40	1.40	2.40	4.80	-	10.0 (3.5-12.5)	2.46 (0.8-3.88)	4.07	10.0	6.7	A++
	7	7	14	18	-	1.67	1.67	3.33	3.33	-	10.0 (3.5-12.5)	2.48 (0.8-3.88)	4.03	10.0	6.8	A++
	7	7	14	24	-	1.52	1.52	3.04	3.92	-	10.0 (3.5-12.5)	2.47 (0.8-3.88)	4.05	10.0	6.7	A++
	7	7	14	18	-	1.35	1.35	2.69	4.61	-	10.0 (3.5-12.5)	2.45 (0.8-3.88)	4.08	10.0	6.7	A++
	7	7	18	24	-	1.40	1.40	3.60	3.60	-	10.0 (3.5-12.5)	2.46 (0.8-3.88)	4.07	10.0	6.7	A++
	7	9	9	9	-	2.00	2.50	2.50	2.50	-	9.5 (3.5-12.1)	2.35 (0.8-3.74)	4.05	9.5	6.8	A++
	7	9	9	12	-	1.89	2.43	2.43	3.25	-	10.0 (3.5-12.5)	2.50 (0.8-3.88)	4.00	10.0	6.8	A++
	7	9	9	14	-	1.79	2.31	2.31	3.59	-	10.0 (3.5-12.5)	2.49 (0.8-3.88)	4.01	10.0	6.8	A++
	7	9	9	18	-	1.63	2.09	2.09	4.19	-	10.0 (3.5-12.5)	2.48 (0.8-3.88)	4.03	10.0	6.8	A++
	7	9	9	24	-	1.43	1.84	1.84	4.89	-	10.0 (3.5-12.5)	2.46 (0.8-3.88)	4.07	10.0	6.7	A++
	7	9	12	12	-	1.75	2.25	3.00	3.00	-	10.0 (3.5-12.5)	2.49 (0.8-3.88)	4.02	10.0	6.8	A++
	7	9	12	14	-	1.67	2.14	2.86	3.33	-	10.0 (3.5-12.5)	2.48 (0.8-3.88)	4.03	10.0	6.8	A++
	7	9	12	18	-	1.52	1.96	2.61	3.91	-	10.0 (3.5-12.5)	2.47 (0.8-3.88)	4.05	10.0	6.7	A++
	7	9	12	24	-	1.35	1.73	2.31	4.61	-	10.0 (3.5-12.5)	2.45 (0.8-3.88)	4.08	10.0	6.7	A++
	7	9	14	14	-	1.59	2.05	3.18	3.18	-	10.0 (3.5-12.5)	2.48 (0.8-3.88)	4.04	10.0	6.8	A++
	7	9	14	18	-	1.46	1.89	2.92	3.74	-	10.0 (3.5-12.5)	2.46 (0.8-3.88)	4.06	10.0	6.7	A++
	7	9	14	24	-	1.30	1.67	2.59	4.44	-	10.0 (3.5-12.5)	2.44 (0.8-3.88)	4.10	10.0	6.7	A++
	7	9	18	18	-	1.35	1.73	3.46	3.46	-	10.0 (3.5-12.5)	2.45 (0.8-3.88)	4.08	10.0	6.7	A++
	7	12	12	12	-	1.63	2.79	2.79	2.79	-	10.0 (3.5-12.5)	2.48 (0.8-3.88)	4.03	10.0	6.8	A++
	7	12	12	14	-	1.56	2.67	2.67	3.10	-	10.0 (3.5-12.5)	2.47 (0.8-3.88)	4.05	10.0	6.7	A++
	7	12	12	18	-	1.43										

5 Rooms Multi cooling

AOYG36LBLA5	Combination of Indoor Unit				COOLING OPERATION											Seasonal Data		
					Cooling Capacity						Input Power (min-max)	EER						
					Room 1	Room 2	Room 3	Room 4	Room 5	Total Capacity (min-max)								
					kW	kW	kW	kW	kW	kW	kW							
7	7	7	7	7	2.00	2.00	2.00	2.00	2.00	10.0	(3.5-12.5)	2.44	(0.8-3.88)	4.10	10.0	7.0	A++	
7	7	7	7	9	1.89	1.89	1.89	1.89	2.44	10.0	(3.5-12.5)	2.44	(0.8-3.88)	4.10	10.0	7.0	A++	
7	7	7	7	12	1.75	1.75	1.75	1.75	3.00	10.0	(3.5-12.5)	2.43	(0.8-3.88)	4.11	10.0	7.0	A++	
7	7	7	7	14	1.67	1.67	1.67	1.67	3.32	10.0	(3.5-12.5)	2.42	(0.8-3.88)	4.13	10.0	7.0	A++	
7	7	7	7	18	1.52	1.52	1.52	1.52	3.92	10.0	(3.5-12.5)	2.41	(0.8-3.88)	4.15	10.0	6.9	A++	
7	7	7	7	24	1.35	1.35	1.35	1.35	4.60	10.0	(3.5-12.5)	2.39	(0.8-3.88)	4.19	10.0	6.9	A++	
7	7	7	9	9	1.79	1.79	1.79	2.31	2.31	10.0	(3.5-12.5)	2.43	(0.8-3.88)	4.11	10.0	7.0	A++	
7	7	7	9	12	1.67	1.67	1.67	2.14	2.85	10.0	(3.5-12.5)	2.42	(0.8-3.88)	4.13	10.0	7.0	A++	
7	7	7	9	14	1.59	1.59	1.59	2.05	3.18	10.0	(3.5-12.5)	2.42	(0.8-3.88)	4.14	10.0	7.0	A++	
7	7	7	9	18	1.46	1.46	1.46	1.88	3.74	10.0	(3.5-12.5)	2.40	(0.8-3.88)	4.17	10.0	6.9	A++	
7	7	7	9	24	1.30	1.30	1.30	1.67	4.43	10.0	(3.5-12.5)	2.38	(0.8-3.88)	4.21	10.0	6.9	A++	
7	7	7	12	12	1.56	1.56	1.56	2.66	2.66	10.0	(3.5-12.5)	2.41	(0.8-3.88)	4.15	10.0	7.0	A++	
7	7	7	12	14	1.49	1.49	1.49	2.55	2.98	10.0	(3.5-12.5)	2.40	(0.8-3.88)	4.16	10.0	6.9	A++	
7	7	7	12	18	1.37	1.37	1.37	2.35	3.54	10.0	(3.5-12.5)	2.39	(0.8-3.88)	4.19	10.0	6.9	A++	
7	7	7	14	14	1.43	1.43	1.43	2.86	2.86	10.0	(3.5-12.5)	2.40	(0.8-3.88)	4.17	10.0	6.9	A++	
7	7	7	14	18	1.32	1.32	1.32	2.64	3.40	10.0	(3.5-12.5)	2.38	(0.8-3.88)	4.20	10.0	6.9	A++	
7	7	9	9	9	1.70	1.70	2.20	2.20	2.20	10.0	(3.5-12.5)	2.43	(0.8-3.88)	4.12	10.0	7.0	A++	
7	7	9	9	12	1.59	1.59	2.05	2.05	2.72	10.0	(3.5-12.5)	2.42	(0.8-3.88)	4.14	10.0	7.0	A++	
7	7	9	9	14	1.52	1.52	1.96	1.96	3.04	10.0	(3.5-12.5)	2.41	(0.8-3.88)	4.15	10.0	6.9	A++	
7	7	9	9	18	1.40	1.40	1.80	1.80	3.60	10.0	(3.5-12.5)	2.39	(0.8-3.88)	4.18	10.0	6.9	A++	
7	7	9	9	12	1.49	1.49	1.92	2.55	2.55	10.0	(3.5-12.5)	2.40	(0.8-3.88)	4.16	10.0	6.9	A++	
7	7	9	12	14	1.43	1.43	1.84	2.45	2.85	10.0	(3.5-12.5)	2.40	(0.8-3.88)	4.17	10.0	6.9	A++	
7	7	9	12	18	1.32	1.32	1.70	2.26	3.40	10.0	(3.5-12.5)	2.38	(0.8-3.88)	4.20	10.0	6.9	A++	
7	7	9	14	14	1.37	1.37	1.76	2.75	2.75	10.0	(3.5-12.5)	2.39	(0.8-3.88)	4.19	10.0	6.9	A++	
7	7	12	12	12	1.40	1.40	2.40	2.40	2.40	10.0	(3.5-12.5)	2.39	(0.8-3.88)	4.18	10.0	6.9	A++	
7	7	12	12	14	1.35	1.35	2.31	2.31	2.68	10.0	(3.5-12.5)	2.39	(0.8-3.88)	4.19	10.0	6.9	A++	
7	7	12	14	14	1.30	1.30	2.22	2.59	2.59	10.0	(3.5-12.5)	2.38	(0.8-3.88)	4.21	10.0	6.9	A++	
7	9	9	9	9	1.64	2.09	2.09	2.09	2.09	10.0	(3.5-12.5)	2.42	(0.8-3.88)	4.13	10.0	7.0	A++	
7	9	9	9	12	1.52	1.96	1.96	1.96	2.60	10.0	(3.5-12.5)	2.41	(0.8-3.88)	4.15	10.0	6.9	A++	
7	9	9	9	14	1.46	1.88	1.88	1.88	2.90	10.0	(3.5-12.5)	2.40	(0.8-3.88)	4.17	10.0	6.9	A++	
7	9	9	9	18	1.35	1.73	1.73	1.73	3.46	10.0	(3.5-12.5)	2.39	(0.8-3.88)	4.19	10.0	6.9	A++	
7	9	9	12	12	1.42	1.84	1.84	2.45	2.45	10.0	(3.5-12.5)	2.40	(0.8-3.88)	4.17	10.0	6.9	A++	
7	9	9	12	14	1.37	1.76	1.76	2.35	2.76	10.0	(3.5-12.5)	2.39	(0.8-3.88)	4.19	10.0	6.9	A++	
7	9	9	14	14	1.32	1.70	1.70	2.64	2.64	10.0	(3.5-12.5)	2.38	(0.8-3.88)	4.20	10.0	6.9	A++	
7	9	12	12	12	1.34	1.73	2.31	2.31	2.31	10.0	(3.5-12.5)	2.39	(0.8-3.88)	4.19	10.0	6.9	A++	
7	9	12	14	14	1.30	1.67	2.22	2.22	2.59	10.0	(3.5-12.5)	2.38	(0.8-3.88)	4.21	10.0	6.9	A++	
9	9	9	9	9	2.00	2.00	2.00	2.00	2.00	10.0	(3.5-12.5)	2.41	(0.8-3.88)	4.15	10.0	7.0	A++	
9	9	9	9	12	1.88	1.88	1.88	1.88	2.48	10.0	(3.5-12.5)	2.40	(0.8-3.88)	4.17	10.0	6.9	A++	
9	9	9	9	14	1.80	1.80	1.80	1.80	2.80	10.0	(3.5-12.5)	2.39	(0.8-3.88)	4.18	10.0	6.9	A++	
9	9	9	9	18	1.67	1.67	1.67	1.67	3.32	10.0	(3.5-12.5)	2.38	(0.8-3.88)	4.21	10.0	6.9	A++	
9	9	9	12	12	1.76	1.76	1.76	2.36	2.36	10.0	(3.5-12.5)	2.39	(0.8-3.88)	4.19	10.0	6.9	A++	
9	9	9	12	14	1.70	1.70	1.70	2.26	2.64	10.0	(3.5-12.5)	2.38	(0.8-3.88)	4.20	10.0	6.9	A++	
9	9	12	12	12	1.67	1.67	2.22	2.22	2.22	10.0	(3.5-12.5)	2.38	(0.8-3.88)	4.21	10.0	6.9	A++	

- Note:
- 7:7000Btu/h / 9:9000Btu/h / 12:12000Btu/h / 14:14000Btu/h / 18:18000Btu/h / 24:24000Btu/h models
 - The above is the value for connecting with Wall Mounted type.
 - 2 or more indoor units should be connected.
 - Cooling capacity is based on 27°CDB/19°CWB (indoor temperature), 35°CDB (outdoor temperature).
 - Pipe Length: 5 m, Height difference: 0 m (Outdoor unit to Indoor unit)
 - The Total ability of connected indoor unit is up to 54000Btu from 27000Btu.

PRODUCT LINEUP: MULTI SPLIT

MULTI SPLIT Combination Table for 5 Rooms-Heating

5 Rooms Multi heating

AOYG36LBLA5	Combination of Indoor Unit		HEATING OPERATION											Seasonal Data		
			Heating Capacity					Total Capacity (min-max)	Input Power (min-max)	COP						
			Room 1	Room 2	Room 3	Room 4	Room 5				kW	kW	kW	SCOP	Energy efficiency class	
2 Room	7	24	-	-	-	2.40	8.40	-	-	-	10.8 (3.5-12.4)	2.97 (0.7-3.34)	3.64	8.9	3.9	A
	9	24	-	-	-	3.00	8.40	-	-	-	11.4 (3.5-13.2)	3.15 (0.7-3.58)	3.62	9.0	3.9	A
	12	24	-	-	-	4.00	8.00	-	-	-	12.0 (3.5-14.0)	3.34 (0.7-3.82)	3.59	9.0	4.0	A+
	14	24	-	-	-	4.42	7.58	-	-	-	12.0 (3.5-14.0)	3.33 (0.7-3.82)	3.60	9.0	4.0	A+
	18	18	-	-	-	6.00	6.00	-	-	-	12.0 (3.5-14.0)	3.34 (0.7-3.82)	3.59	9.0	4.0	A+
	18	24	-	-	-	5.14	6.86	-	-	-	12.0 (3.5-14.0)	3.32 (0.7-3.82)	3.61	9.0	4.0	A+
	24	24	-	-	-	6.00	6.00	-	-	-	12.0 (3.5-14.0)	3.31 (0.7-3.82)	3.62	9.0	4.0	A+
	7	7	14	-	-	2.40	2.40	4.80	-	-	9.6 (3.5-11.2)	2.45 (0.7-2.98)	3.92	8.8	4.0	A+
	7	7	18	-	-	2.40	2.40	6.00	-	-	10.8 (3.5-12.8)	2.80 (0.7-3.46)	3.86	9.0	4.0	A+
	7	7	24	-	-	2.21	2.21	7.58	-	-	12.0 (3.5-14.0)	3.14 (0.7-3.82)	3.82	9.0	4.0	A+
	7	9	12	-	-	2.40	3.00	4.20	-	-	9.6 (3.5-11.2)	2.45 (0.7-2.98)	3.92	8.8	4.0	A+
	7	9	14	-	-	2.40	3.00	4.80	-	-	10.2 (3.5-12.0)	2.63 (0.7-3.22)	3.88	8.9	4.0	A+
	7	9	18	-	-	2.40	3.00	6.00	-	-	11.4 (3.5-13.6)	2.97 (0.7-3.70)	3.84	9.0	4.0	A+
	7	9	24	-	-	2.10	2.70	7.20	-	-	12.0 (3.5-14.0)	3.13 (0.7-3.82)	3.83	9.0	4.0	A+
7	12	12	-	-	2.40	4.20	4.20	-	-	10.8 (3.5-12.4)	2.79 (0.7-3.34)	3.87	8.9	4.0	A+	
7	12	14	-	-	2.40	4.20	4.80	-	-	11.4 (3.5-13.2)	2.96 (0.7-3.58)	3.85	9.0	4.0	A+	
7	12	18	-	-	2.27	3.89	5.84	-	-	12.0 (3.5-14.0)	3.14 (0.7-3.82)	3.82	9.0	4.0	A+	
7	12	24	-	-	1.95	3.35	6.70	-	-	12.0 (3.5-14.0)	3.13 (0.7-3.82)	3.83	9.0	4.0	A+	
7	14	14	-	-	2.40	4.80	4.80	-	-	12.0 (3.5-14.0)	3.14 (0.7-3.82)	3.82	9.0	4.0	A+	
7	14	18	-	-	2.15	4.31	5.54	-	-	12.0 (3.5-14.0)	3.13 (0.7-3.82)	3.83	9.0	4.0	A+	
7	14	24	-	-	1.87	3.73	6.40	-	-	12.0 (3.5-14.0)	3.13 (0.7-3.82)	3.84	9.0	4.0	A+	
7	18	18	-	-	1.96	5.02	5.02	-	-	12.0 (3.5-14.0)	3.13 (0.7-3.82)	3.83	9.0	4.0	A+	
7	18	24	-	-	1.71	4.41	5.88	-	-	12.0 (3.5-14.0)	3.13 (0.7-3.82)	3.84	9.0	4.0	A+	
9	9	9	-	-	3.00	3.00	3.00	-	-	9.0 (3.5-10.8)	2.29 (0.7-2.86)	3.93	8.8	4.0	A+	
9	9	12	-	-	3.00	3.00	4.20	-	-	10.2 (3.5-12.0)	2.63 (0.7-3.22)	3.88	8.9	4.0	A+	
9	9	14	-	-	3.00	3.00	4.80	-	-	10.8 (3.5-12.8)	2.80 (0.7-3.46)	3.86	9.0	4.0	A+	
9	9	18	-	-	3.00	3.00	6.00	-	-	12.0 (3.5-14.0)	3.13 (0.7-3.82)	3.83	9.0	4.0	A+	
9	9	24	-	-	2.57	2.57	6.86	-	-	11.4 (3.5-13.2)	2.96 (0.7-3.58)	3.85	9.0	4.0	A+	
9	12	12	-	-	3.00	4.20	4.20	-	-	12.0 (3.5-14.0)	3.14 (0.7-3.82)	3.82	9.0	4.0	A+	
9	12	14	-	-	3.00	4.20	4.80	-	-	12.0 (3.5-14.0)	3.14 (0.7-3.82)	3.82	9.0	4.0	A+	
9	12	18	-	-	2.77	3.69	5.54	-	-	12.0 (3.5-14.0)	3.13 (0.7-3.82)	3.83	9.0	4.0	A+	
9	12	24	-	-	2.40	3.20	6.40	-	-	12.0 (3.5-14.0)	3.13 (0.7-3.82)	3.84	9.0	4.0	A+	
9	14	14	-	-	2.92	4.54	4.54	-	-	12.0 (3.5-14.0)	3.14 (0.7-3.82)	3.82	9.0	4.0	A+	
9	14	18	-	-	2.63	4.10	5.27	-	-	12.0 (3.5-14.0)	3.13 (0.7-3.82)	3.83	9.0	4.0	A+	
9	14	24	-	-	2.30	3.57	6.13	-	-	12.0 (3.5-14.0)	3.13 (0.7-3.82)	3.84	9.0	4.0	A+	
9	18	18	-	-	2.40	4.80	4.80	-	-	12.0 (3.5-14.0)	3.13 (0.7-3.82)	3.84	9.0	4.0	A+	
9	18	24	-	-	2.12	4.24	5.64	-	-	12.0 (3.5-14.0)	3.12 (0.7-3.82)	3.85	9.0	4.0	A+	
12	12	12	-	-	4.00	4.00	4.00	-	-	12.0 (3.5-14.0)	3.14 (0.7-3.82)	3.82	9.0	4.0	A+	
12	12	14	-	-	3.79	3.79	4.42	-	-	12.0 (3.5-14.0)	3.14 (0.7-3.82)	3.82	9.0	4.0	A+	
12	12	18	-	-	3.43	3.43	5.14	-	-	12.0 (3.5-14.0)	3.13 (0.7-3.82)	3.83	9.0	4.0	A+	
12	12	24	-	-	3.00	3.00	6.00	-	-	12.0 (3.5-14.0)	3.13 (0.7-3.82)	3.84	9.0	4.0	A+	
12	14	14	-	-	3.60	4.20	4.20	-	-	12.0 (3.5-14.0)	3.13 (0.7-3.82)	3.83	9.0	4.0	A+	
12	14	18	-	-	3.27	3.82	4.91	-	-	12.0 (3.5-14.0)	3.13 (0.7-3.82)	3.83	9.0	4.0	A+	
12	14	24	-	-	2.88	3.36	5.76	-	-	12.0 (3.5-14.0)	3.13 (0.7-3.82)	3.84	9.0	4.0	A+	
12	18	18	-	-	3.00	4.50	4.50	-	-	12.0 (3.5-14.0)	3.13 (0.7-3.82)	3.84	9.0	4.0	A+	
12	18	24	-	-	2.67	4.00	5.33	-	-	12.0 (3.5-14.0)	3.12 (0.7-3.82)	3.85	9.0	4.0	A+	
14	14	14	-	-	4.00	4.00	4.00	-	-	12.0 (3.5-14.0)	3.13 (0.7-3.82)	3.83	9.0	4.0	A+	
14	14	18	-	-	3.65	3.65	4.70	-	-	12.0 (3.5-14.0)	3.13 (0.7-3.82)	3.84	9.0	4.0	A+	
14	14	24	-	-	3.23	3.23	5.54	-	-	12.0 (3.5-14.0)	3.12 (0.7-3.82)	3.85	9.0	4.0	A+	
14	18	18	-	-	3.36	4.32	4.32	-	-	12.0 (3.5-14.0)	3.13 (0.7-3.82)	3.84	9.0	4.0	A+	
14	18	24	-	-	4.00	4.00	4.00	-	-	12.0 (3.5-14.0)	3.12 (0.7-3.82)	3.85	9.0	4.0	A+	
7	7	7	7	-	2.40	2.40	2.40	2.40	-	9.6 (3.5-11.2)	2.31 (0.7-2.98)	4.16	8.8	4.2	A+	
7	7	7	9	-	2.40	2.40	2.40	3.00	-	10.2 (3.5-12.0)	2.47 (0.7-3.22)	4.13	8.9	4.2	A+	
7	7	7	12	-	2.40	2.40	2.40	4.20	-	11.4 (3.5-13.2)	2.79 (0.7-3.58)	4.09	9.0	4.2	A+	
7	7	7	14	-	2.40	2.40	2.40	4.80	-	12.0 (3.5-14.0)	2.95 (0.7-3.82)	4.07	9.0	4.2	A+	
7	7	7	18	-	2.15	2.15	2.15	5.55	-	12.0 (3.5-14.0)	2.94 (0.7-3.82)	4.08	9.0	4.2	A+	
7	7	7	24	-	1.87	1.87	1.87	6.39	-	12.0 (3.5-14.0)	2.93 (0.7-3.82)	4.10	9.0	4.2	A+	
7	7	9	9	-	2.40	2.40	3.00	3.00	-	10.8 (3.5-12.8)	2.64 (0.7-3.46)	4.09	9.0	4.2	A+	
7	7	9	12	-	2.40	2.40	3.00	4.20	-	12.0 (3.5-14.0)	2.95 (0.7-3.82)	4.07	9.0	4.2	A+	
7	7	9	14	-	2.27	2.27	2.92	4.54	-	12.0 (3.5-14.0)	2.95 (0.7-3.82)	4.07	9.0	4.2	A+	
7	7	9	18	-	2.05	2.05	2.63	5.27	-	12.0 (3.5-14.0)	2.94 (0.7-3.82)	4.08	9.0	4.2	A+	
7	7	9	24	-	1.79	1.79	2.30	6.12	-	12.0 (3.5-14.0)	2.93 (0.7-3.82)	4.10	9.0	4.2	A+	
7	7	12	12	-	2.21	2.21	3.79	3.79	-	12.0 (3.5-14.0)	2.94 (0.7-3.82)	4.08	9.0	4.2	A+	
7	7	12	14	-	2.10	2.10	3.60	4.20	-	12.0 (3.5-14.0)	2.94 (0.7-3.82)	4.08	9.0	4.2	A+	
7	7	12	18	-	1.91	1.91	3.27	4.91	-	12.0 (3.5-14.0)	2.93 (0.7-3.82)	4.09	9.0	4.2	A+	
7	7	12	24	-	1.68	1.68	2.88	5.76	-	12.0 (3.5-14.0)	2.92 (0.7-3.82)	4.11	9.0	4.2	A+	
7	7	14	14	-	2.00	2.00	4.00	4.00	-	12.0 (3.5-14.0)	2.93 (0.7-3.82)	4.09	9.0	4.2	A+	
7	7	14	18	-	1.83	1.83	3.65	4.69	-	12.0 (3.5-14.0)	2.93 (0.7-3.82)	4.10	9.0	4.2	A+	
7	7	14	24	-	1.62	1.62	3.23	5.53	-	12.0 (3.5-14.0)	2.92 (0.7-3.82)	4.11	9.0	4.2	A+	
7	7	18	18	-	1.68	1.68	4.32	4.32	-	12.0 (3.5-14.0)	2.92 (0.7-3.82)	4.11	9.0	4.2	A+	
7	9	9	9	-	2.40	3.00	3.00	3.00	-	11.4 (3.5-13.6)	2.80 (0.7-3.70)	4.07	9.0	4.2	A+	
7	9	9	12	-	2.27	2.92	2.92	3.89	-	12.0 (3.5-14.0)	2.95 (0.7-3.82)	4.07	9.0	4.2	A+	
7	9	9	14	-	2.15	2.77	2.77	4.31	-	12.0 (3.5-14.0)	2.94 (0.7-3.82)	4.08	9.0	4.2	A+	
7	9	9	18	-	1.95	2.51	2.51	5.03	-	12.0 (3.5-14.0)	2.93 (0.7-3.82)	4.09	9.0	4.2	A+	
7	9	9	24	-	1.71	2.20	2.20	5.89	-	12.0 (3.5-14.0)	2.92 (0.7-3.82)	4.11	9.0	4.2	A+	
7	9	12	12	-	2.10	2.70	3.60	3.60	-	12.0 (3.5-14.0)	2.94 (0.7-3.82)	4.08	9.0	4.2	A+	
7	9	12	14	-	2.00											

5 Rooms Multi heating

AOYG36LBLA5	Combination of Indoor Unit				HEATING OPERATION										
					Heating Capacity						Input Power (min-max)	COP	Seasonal Data		
					Room 1	Room 2	Room 3	Room 4	Room 5	Total Capacity (min-max)			Pdesign	SCOP	Energy efficiency class
kW						kW									
7	7	7	7	7	2.40	2.40	2.40	2.40	2.40	12.0 (3.5-14.0)	2.79 (0.7-3.82)	4.30	9.0	4.4	A+
7	7	7	7	9	2.27	2.27	2.27	2.27	2.92	12.0 (3.5-14.0)	2.79 (0.7-3.82)	4.30	9.0	4.4	A+
7	7	7	7	12	2.10	2.10	2.10	2.10	3.60	12.0 (3.5-14.0)	2.78 (0.7-3.82)	4.31	9.0	4.4	A+
7	7	7	7	14	2.00	2.00	2.00	2.00	4.00	12.0 (3.5-14.0)	2.78 (0.7-3.82)	4.32	9.0	4.4	A+
7	7	7	7	18	1.83	1.83	1.83	1.83	4.68	12.0 (3.5-14.0)	2.77 (0.7-3.82)	4.33	9.0	4.4	A+
7	7	7	7	24	1.62	1.62	1.62	1.62	5.52	12.0 (3.5-14.0)	2.76 (0.7-3.82)	4.34	9.0	4.4	A+
7	7	7	9	9	2.15	2.15	2.15	2.77	2.77	12.0 (3.5-14.0)	2.78 (0.7-3.82)	4.31	9.0	4.4	A+
7	7	7	9	12	2.00	2.00	2.00	2.57	3.43	12.0 (3.5-14.0)	2.78 (0.7-3.82)	4.32	9.0	4.4	A+
7	7	7	9	14	1.91	1.91	1.91	2.45	3.82	12.0 (3.5-14.0)	2.78 (0.7-3.82)	4.32	9.0	4.4	A+
7	7	7	9	18	1.75	1.75	1.75	2.25	4.50	12.0 (3.5-14.0)	2.77 (0.7-3.82)	4.33	9.0	4.4	A+
7	7	7	9	24	1.56	1.56	1.56	2.00	5.32	12.0 (3.5-14.0)	2.76 (0.7-3.82)	4.35	9.0	4.4	A+
7	7	7	12	12	1.87	1.87	1.87	3.20	3.20	12.0 (3.5-14.0)	2.77 (0.7-3.82)	4.33	9.0	4.4	A+
7	7	7	12	14	1.79	1.79	1.79	3.06	3.57	12.0 (3.5-14.0)	2.77 (0.7-3.82)	4.33	9.0	4.4	A+
7	7	7	12	18	1.65	1.65	1.65	2.82	4.23	12.0 (3.5-14.0)	2.76 (0.7-3.82)	4.34	9.0	4.4	A+
7	7	7	14	14	1.71	1.71	1.71	3.43	3.43	12.0 (3.5-14.0)	2.76 (0.7-3.82)	4.34	9.0	4.4	A+
7	7	7	14	18	1.58	1.58	1.58	3.17	4.09	12.0 (3.5-14.0)	2.76 (0.7-3.82)	4.35	9.0	4.4	A+
7	7	9	9	9	2.05	2.05	2.63	2.63	2.63	12.0 (3.5-14.0)	2.78 (0.7-3.82)	4.31	9.0	4.4	A+
7	7	9	9	12	1.91	1.91	2.45	2.45	3.28	12.0 (3.5-14.0)	2.78 (0.7-3.82)	4.32	9.0	4.4	A+
7	7	9	9	14	1.83	1.83	2.35	2.35	3.64	12.0 (3.5-14.0)	2.77 (0.7-3.82)	4.33	9.0	4.4	A+
7	7	9	9	18	1.68	1.68	2.16	2.16	4.32	12.0 (3.5-14.0)	2.76 (0.7-3.82)	4.34	9.0	4.4	A+
7	7	9	9	12	1.79	1.79	2.30	3.06	3.06	12.0 (3.5-14.0)	2.77 (0.7-3.82)	4.33	9.0	4.4	A+
7	7	9	12	14	1.71	1.71	2.20	2.94	3.44	12.0 (3.5-14.0)	2.76 (0.7-3.82)	4.34	9.0	4.4	A+
7	7	9	12	18	1.58	1.58	2.04	2.72	4.08	12.0 (3.5-14.0)	2.76 (0.7-3.82)	4.35	9.0	4.4	A+
7	7	9	14	14	1.65	1.65	2.12	3.29	3.29	12.0 (3.5-14.0)	2.76 (0.7-3.82)	4.34	9.0	4.4	A+
7	7	12	12	12	1.68	1.68	2.88	2.88	2.88	12.0 (3.5-14.0)	2.76 (0.7-3.82)	4.34	9.0	4.4	A+
7	7	12	12	14	1.62	1.62	2.77	2.77	3.22	12.0 (3.5-14.0)	2.76 (0.7-3.82)	4.34	9.0	4.4	A+
7	7	12	14	14	1.56	1.56	2.66	3.11	3.11	12.0 (3.5-14.0)	2.76 (0.7-3.82)	4.35	9.0	4.4	A+
7	9	9	9	9	1.96	2.51	2.51	2.51	2.51	12.0 (3.5-14.0)	2.78 (0.7-3.82)	4.32	9.0	4.4	A+
7	9	9	9	12	1.83	2.35	2.35	2.35	3.12	12.0 (3.5-14.0)	2.77 (0.7-3.82)	4.33	9.0	4.4	A+
7	9	9	9	14	1.75	2.25	2.25	2.25	3.50	12.0 (3.5-14.0)	2.77 (0.7-3.82)	4.33	9.0	4.4	A+
7	9	9	9	18	1.62	2.08	2.08	2.08	4.14	12.0 (3.5-14.0)	2.76 (0.7-3.82)	4.34	9.0	4.4	A+
7	9	9	12	12	1.72	2.20	2.20	2.94	2.94	12.0 (3.5-14.0)	2.76 (0.7-3.82)	4.34	9.0	4.4	A+
7	9	9	12	14	1.65	2.12	2.12	2.82	3.29	12.0 (3.5-14.0)	2.76 (0.7-3.82)	4.34	9.0	4.4	A+
7	9	9	14	14	1.58	2.04	2.04	3.17	3.17	12.0 (3.5-14.0)	2.76 (0.7-3.82)	4.35	9.0	4.4	A+
7	9	12	12	12	1.61	2.08	2.77	2.77	2.77	12.0 (3.5-14.0)	2.76 (0.7-3.82)	4.34	9.0	4.4	A+
7	9	12	12	14	1.56	2.00	2.67	2.67	3.10	12.0 (3.5-14.0)	2.76 (0.7-3.82)	4.35	9.0	4.4	A+
9	9	9	9	9	2.40	2.40	2.40	2.40	2.40	12.0 (3.5-14.0)	2.77 (0.7-3.82)	4.33	9.0	4.4	A+
9	9	9	9	12	2.25	2.25	2.25	2.25	3.00	12.0 (3.5-14.0)	2.77 (0.7-3.82)	4.33	9.0	4.4	A+
9	9	9	9	14	2.16	2.16	2.16	2.16	3.36	12.0 (3.5-14.0)	2.76 (0.7-3.82)	4.34	9.0	4.4	A+
9	9	9	9	18	2.00	2.00	2.00	2.00	4.00	12.0 (3.5-14.0)	2.76 (0.7-3.82)	4.35	9.0	4.4	A+
9	9	9	12	12	2.12	2.12	2.12	2.82	2.82	12.0 (3.5-14.0)	2.76 (0.7-3.82)	4.34	9.0	4.4	A+
9	9	9	12	14	2.04	2.04	2.04	2.72	3.16	12.0 (3.5-14.0)	2.76 (0.7-3.82)	4.35	9.0	4.4	A+
9	9	12	12	12	2.00	2.00	2.67	2.67	2.67	12.0 (3.5-14.0)	2.76 (0.7-3.82)	4.35	9.0	4.4	A+

Note: •7:7000Btu/h / 9:9000Btu/h / 12:12000Btu/h / 14:14000Btu/h / 18:18000Btu/h / 24:24000Btu/h models

- The above is the value for connecting with Wall Mounted type.
- 2 or more indoor units should be connected.
- Heating capacity is based on 20°CDB (indoor temperature), 7°CDB/6°CWB (outdoor temperature).
- Pipe Length: 5 m, Height difference: 0 m (Outdoor unit to Indoor unit)
- The Total ability of connected indoor unit is up to 54000Btu from 27000Btu.

PRODUCT LINEUP: MULTI SPLIT

MULTI SPLIT Combination Table for 6 Rooms-Cooling

6 Rooms Multi cooling

AOYG45L8LA6	Combination of Indoor Unit						COOLING OPERATION							EER	
							Cooling Capacity						Total Capacity (min-max)		Input Power (min-max)
							Room 1	Room 2	Room 3	Room 4	Room 5	Room 6			
2 Room	12	24	-	-	-	-	3.50	7.00	-	-	-	-	10.5 (3.5-11.5)	3.06 (0.8-3.32)	3.43
	14	24	-	-	-	-	4.00	7.00	-	-	-	-	11.0 (3.5-12.1)	3.28 (0.8-3.70)	3.35
	18	18	-	-	-	-	5.00	5.00	-	-	-	-	10.0 (3.5-11.5)	2.92 (0.8-3.32)	3.42
	18	24	-	-	-	-	5.00	7.00	-	-	-	-	12.0 (3.5-13.4)	3.75 (0.8-4.46)	3.20
	24	24	-	-	-	-	6.25	6.25	-	-	-	-	12.5 (3.5-14.0)	4.01 (0.8-4.84)	3.12
	7	7	24	-	-	-	2.00	2.00	7.00	-	-	-	11.0 (3.5-12.1)	3.19 (0.8-3.70)	3.45
	7	9	18	-	-	-	2.00	2.50	5.00	-	-	-	9.5 (3.5-10.8)	2.55 (0.8-2.93)	3.73
	7	9	24	-	-	-	2.00	2.50	7.00	-	-	-	11.5 (3.5-12.7)	3.41 (0.8-4.08)	3.37
	7	12	18	-	-	-	2.00	3.50	5.00	-	-	-	10.5 (3.5-11.8)	3.02 (0.8-3.51)	3.48
	7	12	24	-	-	-	2.00	3.50	6.90	-	-	-	12.4 (3.5-13.7)	3.82 (0.8-4.65)	3.25
	7	14	14	-	-	-	2.00	4.00	4.00	-	-	-	10.0 (3.5-11.1)	2.81 (0.8-3.13)	3.56
	7	14	18	-	-	-	2.00	4.00	5.00	-	-	-	11.0 (3.5-12.4)	3.23 (0.8-3.89)	3.41
	7	14	24	-	-	-	1.94	3.89	6.67	-	-	-	12.5 (3.5-14.0)	3.89 (0.8-4.84)	3.21
	7	18	18	-	-	-	2.00	5.00	5.00	-	-	-	12.0 (3.5-13.7)	3.69 (0.8-4.65)	3.25
	7	18	24	-	-	-	1.79	4.59	6.12	-	-	-	12.5 (3.5-14.0)	3.87 (0.8-4.84)	3.23
	7	24	24	-	-	-	1.60	5.45	5.45	-	-	-	12.5 (3.5-14.0)	3.83 (0.8-4.84)	3.26
	9	9	18	-	-	-	2.50	2.50	7.00	-	-	-	10.0 (3.5-11.5)	2.84 (0.8-3.32)	3.52
	9	9	24	-	-	-	2.50	2.50	7.00	-	-	-	12.0 (3.5-13.4)	3.65 (0.8-4.46)	3.29
	9	12	14	-	-	-	2.50	3.50	4.00	-	-	-	10.0 (3.5-11.1)	2.81 (0.8-3.13)	3.56
	9	12	18	-	-	-	2.50	3.50	5.00	-	-	-	11.0 (3.5-12.4)	3.23 (0.8-3.89)	3.41
	9	12	24	-	-	-	2.50	3.33	6.67	-	-	-	12.5 (3.5-14.0)	3.89 (0.8-4.84)	3.21
	9	14	14	-	-	-	2.50	4.00	4.00	-	-	-	10.5 (3.5-11.8)	3.02 (0.8-3.51)	3.48
	9	14	18	-	-	-	2.50	4.00	5.00	-	-	-	11.5 (3.5-13.0)	3.45 (0.8-4.27)	3.33
	9	14	24	-	-	-	2.40	3.72	6.38	-	-	-	12.5 (3.5-14.0)	3.88 (0.8-4.84)	3.22
9	18	18	-	-	-	2.50	5.00	5.00	-	-	-	12.5 (3.5-14.0)	3.89 (0.8-4.84)	3.21	
9	18	24	-	-	-	2.21	4.41	5.88	-	-	-	12.5 (3.5-14.0)	3.86 (0.8-4.84)	3.24	
9	24	24	-	-	-	1.98	5.26	5.26	-	-	-	12.5 (3.5-14.0)	3.82 (0.8-4.84)	3.27	
12	12	12	-	-	-	3.50	3.50	3.50	-	-	-	10.5 (3.5-11.5)	2.98 (0.8-3.32)	3.52	
12	12	14	-	-	-	3.50	3.50	4.00	-	-	-	11.0 (3.5-12.1)	3.19 (0.8-3.70)	3.45	
12	12	18	-	-	-	3.50	3.50	5.00	-	-	-	12.0 (3.5-13.4)	3.65 (0.8-4.46)	3.29	
12	12	24	-	-	-	3.13	3.13	6.24	-	-	-	12.5 (3.5-14.0)	3.87 (0.8-4.84)	3.23	
12	14	14	-	-	-	3.50	4.00	4.00	-	-	-	11.5 (3.5-12.7)	3.41 (0.8-4.08)	3.37	
12	14	18	-	-	-	3.50	4.00	5.00	-	-	-	12.5 (3.5-14.0)	3.89 (0.8-4.84)	3.21	
12	14	24	-	-	-	3.00	3.50	6.00	-	-	-	12.5 (3.5-14.0)	3.86 (0.8-4.84)	3.24	
12	18	18	-	-	-	3.12	4.69	4.69	-	-	-	12.5 (3.5-14.0)	3.87 (0.8-4.84)	3.23	
12	18	24	-	-	-	2.78	4.17	5.55	-	-	-	12.5 (3.5-14.0)	3.85 (0.8-4.84)	3.25	
12	24	24	-	-	-	2.50	5.00	5.00	-	-	-	12.5 (3.5-14.0)	3.81 (0.8-4.84)	3.28	
14	14	14	-	-	-	4.00	4.00	4.00	-	-	-	12.0 (3.5-13.4)	3.65 (0.8-4.46)	3.29	
14	14	18	-	-	-	3.80	3.80	4.90	-	-	-	12.5 (3.5-14.0)	3.88 (0.8-4.84)	3.22	
14	14	24	-	-	-	3.37	3.37	5.76	-	-	-	12.5 (3.5-14.0)	3.85 (0.8-4.84)	3.25	
14	18	18	-	-	-	3.50	4.50	4.50	-	-	-	12.5 (3.5-14.0)	3.86 (0.8-4.84)	3.24	
14	18	24	-	-	-	3.13	4.02	5.35	-	-	-	12.5 (3.5-14.0)	3.83 (0.8-4.84)	3.26	
14	24	24	-	-	-	2.82	4.84	4.84	-	-	-	12.5 (3.5-14.0)	3.80 (0.8-4.84)	3.29	
18	18	18	-	-	-	4.17	4.17	4.17	-	-	-	12.5 (3.5-14.0)	3.85 (0.8-4.84)	3.25	
18	18	24	-	-	-	3.75	3.75	5.00	-	-	-	12.5 (3.5-14.0)	3.81 (0.8-4.84)	3.28	
7	7	7	14	-	-	2.00	2.00	2.00	4.00	-	-	10.0 (3.5-11.1)	2.50 (0.8-3.13)	4.00	
7	7	7	18	-	-	2.00	2.00	2.00	5.00	-	-	11.0 (3.5-12.4)	3.06 (0.8-3.89)	3.59	
7	7	7	24	-	-	1.94	1.94	1.94	6.68	-	-	12.5 (3.5-14.0)	3.77 (0.8-4.84)	3.32	
7	7	9	12	-	-	2.00	2.00	2.50	3.50	-	-	10.0 (3.5-11.1)	2.50 (0.8-3.13)	4.00	
7	7	9	14	-	-	2.00	2.00	2.50	4.00	-	-	10.5 (3.5-11.8)	2.79 (0.8-3.51)	3.76	
7	7	9	18	-	-	2.00	2.00	2.50	5.00	-	-	11.5 (3.5-13.0)	3.33 (0.8-4.27)	3.45	
7	7	9	24	-	-	1.86	1.86	2.39	6.39	-	-	12.5 (3.5-14.0)	3.75 (0.8-4.84)	3.33	
7	7	12	12	-	-	2.00	2.00	3.50	3.50	-	-	11.0 (3.5-12.1)	3.00 (0.8-3.70)	3.67	
7	7	12	14	-	-	2.00	2.00	3.50	4.00	-	-	11.5 (3.5-12.7)	3.27 (0.8-4.08)	3.52	
7	7	12	18	-	-	2.00	2.00	3.50	5.00	-	-	12.5 (3.5-14.0)	3.78 (0.8-4.84)	3.31	
7	7	12	24	-	-	1.75	1.75	3.00	6.00	-	-	12.5 (3.5-14.0)	3.74 (0.8-4.84)	3.34	
7	7	14	14	-	-	2.00	2.00	4.00	4.00	-	-	12.0 (3.5-13.4)	3.51 (0.8-4.46)	3.42	
7	7	14	18	-	-	1.90	1.90	3.80	4.90	-	-	12.5 (3.5-14.0)	3.77 (0.8-4.84)	3.32	
7	7	14	24	-	-	1.68	1.68	3.37	5.77	-	-	12.5 (3.5-14.0)	3.73 (0.8-4.84)	3.35	
7	7	18	18	-	-	1.75	1.75	4.50	4.50	-	-	12.5 (3.5-14.0)	3.74 (0.8-4.84)	3.34	
7	7	18	24	-	-	1.56	1.56	4.02	5.36	-	-	12.5 (3.5-14.0)	3.70 (0.8-4.84)	3.38	
7	7	24	24	-	-	1.41	1.41	4.84	4.84	-	-	12.5 (3.5-14.0)	3.67 (0.8-4.84)	3.41	
7	9	9	9	-	-	2.00	2.50	2.50	2.50	-	-	9.5 (3.5-10.8)	2.31 (0.8-2.93)	4.11	
7	9	9	12	-	-	2.00	2.50	2.50	3.50	-	-	10.5 (3.5-11.8)	2.79 (0.8-3.51)	3.76	
7	9	9	14	-	-	2.00	2.50	2.50	4.00	-	-	11.0 (3.5-12.4)	3.06 (0.8-3.89)	3.59	
7	9	9	18	-	-	2.00	2.50	2.50	5.00	-	-	12.0 (3.5-13.7)	3.57 (0.8-4.65)	3.36	
7	9	9	24	-	-	1.79	2.30	2.30	6.11	-	-	12.5 (3.5-14.0)	3.74 (0.8-4.84)	3.34	
7	9	12	12	-	-	2.00	2.50	3.50	3.50	-	-	11.5 (3.5-12.7)	3.27 (0.8-4.08)	3.52	
7	9	12	14	-	-	2.00	2.50	3.50	4.00	-	-	12.0 (3.5-13.4)	3.51 (0.8-4.46)	3.42	
7	9	12	18	-	-	1.90	2.45	3.26	4.89	-	-	12.5 (3.5-14.0)	3.77 (0.8-4.84)	3.32	
7	9	12	24	-	-	1.68	2.16	2.88	5.78	-	-	12.5 (3.5-14.0)	3.73 (0.8-4.84)	3.35	
7	9	14	14	-	-	2.00	2.50	4.00	4.00	-	-	12.5 (3.5-14.0)	3.78 (0.8-4.84)	3.31	
7	9	14	18	-	-	1.82	2.34	3.65	4.69	-	-	12.5 (3.5-14.0)	3.75 (0.8-4.84)	3.33	
7	9	14	24	-	-	1.62	2.08	3.24	5.56	-	-	12.5 (3.5-14.0)	3.71 (0.8-4.84)	3.37	
7	9	18	18	-	-	1.68	2.16	4.33	4.33	-	-	12.5 (3.5-14.0)	3.73 (0.8-4.84)	3.35	
7	9	18	24	-	-	1.51	1.94	3.88	5.17	-	-	12.5 (3.5-14.0)	3.69 (0.8-4.84)	3.39	
7	12	12	12	-	-	1.90	3.50	3.50	3.50	-	-	12.4 (3.5-13.7)	3.69 (0.8-4.65)	3.36	
7	12	12	14	-	-	1.94	3.33	3.33	3.90	-	-	12.5 (3.5-14.0)	3.77 (0.8-4.84)	3.32	
7	12	12	18	-	-	1.79	3.06	3.06	4.59	-	-	12.5 (3.5-14.0)	3.74 (0.8-4.84)	3.34	
7	12	12	24	-	-	1.59	2.73	2.73	5.45	-	-	12.5 (3.5-14.0)	3.71 (0.8-4.84)	3.37	
7	12	14	14	-	-	1.87	3.19	3.72	3.72	-	-	12.5 (3.5-14.0)	3.75 (0.8-4.84)	3.33	
7	12	14	18	-	-	1.72	2.94	3.43	4.41	-	-	12.5 (3.5-14.0)	3.73 (0.8-4.84)	3.35	
7	12	14	24	-	-	1.54	2.63	3.07	5.26	-	-	12.5 (3.5-14.0)	3.70 (0.8-4.84)	3.38	
7	12	18	18	-	-	1.59	2.73	4.09	4.09	-	-	12.5 (3.5-14.0)	3.71 (0.8-4.84)	3.37	
7	12	18	24	-	-	1.43	2.46	3.69	4.92	-	-	12.5 (3.5-14.0)	3.68 (0.8-4.84)	3.40	
7	14	14	14	-	-	1.79	3.57	3.57	3.57	-	-	12.5 (3.5-14.0)	3.74 (0.8-4.84)	3.34	
7	14	14	18	-	-	1.65	3.30	3.30	4.25	-	-	12.5 (3.5-14.0)	3.72 (0.8-4.84)	3.36	
7	14	14	24	-	-	1.48	2.97	2.97	5.08	-	-	12.5 (3.5-14.0)	3.69 (0.8-4.84)	3.39	

6 Rooms Multi cooling

AOYG45LBLA6	Combination of Indoor Unit						COOLING OPERATION							EER		
							Cooling Capacity								Input Power (min-max)	
							Room 1	Room 2	Room 3	Room 4	Room 5	Room 6	Total Capacity (min-max)			
							kW	kW	kW	kW	kW	kW	kW			
4 Room	12	12	12	12	-	-	3.13	3.13	3.13	3.13	-	-	12.5 (3.5-14.0)	3.75 (0.8-4.84)	3.33	
	12	12	12	14	-	-	3.00	3.00	3.00	3.50	-	-	12.5 (3.5-14.0)	3.74 (0.8-4.84)	3.34	
	12	12	12	18	-	-	2.78	2.78	2.78	4.16	-	-	12.5 (3.5-14.0)	3.71 (0.8-4.84)	3.37	
	12	12	12	24	-	-	2.50	2.50	2.50	5.00	-	-	12.5 (3.5-14.0)	3.68 (0.8-4.84)	3.40	
	12	12	14	14	-	-	2.88	2.88	3.37	3.37	-	-	12.5 (3.5-14.0)	3.73 (0.8-4.84)	3.35	
	12	12	14	18	-	-	2.68	2.68	3.13	4.01	-	-	12.5 (3.5-14.0)	3.70 (0.8-4.84)	3.38	
	12	12	14	24	-	-	2.42	2.42	2.82	4.84	-	-	12.5 (3.5-14.0)	3.67 (0.8-4.84)	3.41	
	12	12	18	18	-	-	2.50	2.50	3.75	3.75	-	-	12.5 (3.5-14.0)	3.68 (0.8-4.84)	3.40	
	12	14	14	14	-	-	2.78	3.24	3.24	3.24	-	-	12.5 (3.5-14.0)	3.71 (0.8-4.84)	3.37	
	12	14	14	18	-	-	2.59	3.02	3.02	3.87	-	-	12.5 (3.5-14.0)	3.69 (0.8-4.84)	3.39	
	12	14	18	18	-	-	2.42	2.82	3.63	3.63	-	-	12.5 (3.5-14.0)	3.67 (0.8-4.84)	3.41	
	7	7	7	7	7	7	-	2.00	2.00	2.00	2.00	2.00	-	10.0 (3.5-11.1)	2.44 (0.8-3.13)	4.10
	7	7	7	7	9	-	-	2.00	2.00	2.00	2.00	2.50	-	10.5 (3.5-11.8)	2.72 (0.8-3.51)	3.86
	7	7	7	7	12	-	-	2.00	2.00	2.00	2.00	3.50	-	11.5 (3.5-12.7)	3.18 (0.8-4.08)	3.62
	7	7	7	7	14	-	-	2.00	2.00	2.00	2.00	4.00	-	12.0 (3.5-13.4)	3.41 (0.8-4.46)	3.52
	7	7	7	7	18	-	-	1.90	1.90	1.90	1.90	4.90	-	12.5 (3.5-14.0)	3.65 (0.8-4.84)	3.42
	7	7	7	7	24	-	-	1.68	1.68	1.68	1.68	5.78	-	12.5 (3.5-14.0)	3.61 (0.8-4.84)	3.46
	7	7	7	9	9	-	-	2.00	2.00	2.00	2.50	2.50	-	11.0 (3.5-12.4)	2.98 (0.8-3.89)	3.69
	7	7	7	9	12	-	-	2.00	2.00	2.00	2.50	3.50	-	12.0 (3.5-13.4)	3.41 (0.8-4.46)	3.52
	7	7	7	9	14	-	-	2.00	2.00	2.00	2.50	4.00	-	12.5 (3.5-14.0)	3.67 (0.8-4.84)	3.41
	7	7	7	9	18	-	-	1.82	1.82	1.82	2.34	4.70	-	12.5 (3.5-14.0)	3.64 (0.8-4.84)	3.43
	7	7	7	9	24	-	-	1.62	1.62	1.62	2.08	5.56	-	12.5 (3.5-14.0)	3.60 (0.8-4.84)	3.47
	7	7	7	12	12	-	-	1.94	1.94	1.94	3.34	3.34	-	12.5 (3.5-14.0)	3.65 (0.8-4.84)	3.42
	7	7	7	12	14	-	-	1.86	1.86	1.86	3.19	3.73	-	12.5 (3.5-14.0)	3.64 (0.8-4.84)	3.43
	7	7	7	12	18	-	-	1.72	1.72	1.72	2.94	4.40	-	12.5 (3.5-14.0)	3.62 (0.8-4.84)	3.45
	7	7	7	12	24	-	-	1.54	1.54	1.54	2.63	5.25	-	12.5 (3.5-14.0)	3.58 (0.8-4.84)	3.49
	7	7	7	14	14	-	-	1.79	1.79	1.79	3.57	3.57	-	12.5 (3.5-14.0)	3.63 (0.8-4.84)	3.44
	7	7	7	14	18	-	-	1.65	1.65	1.65	3.30	4.25	-	12.5 (3.5-14.0)	3.60 (0.8-4.84)	3.47
	7	7	7	14	24	-	-	1.48	1.48	1.48	2.97	5.09	-	12.5 (3.5-14.0)	3.57 (0.8-4.84)	3.50
	7	7	7	18	18	-	-	1.54	1.54	1.54	3.94	3.94	-	12.5 (3.5-14.0)	3.58 (0.8-4.84)	3.49
	7	7	9	9	9	-	-	2.00	2.00	2.50	2.50	2.50	-	11.5 (3.5-13.0)	3.24 (0.8-4.27)	3.55
	7	7	9	9	12	-	-	2.00	2.00	2.50	2.50	3.50	-	12.5 (3.5-14.0)	3.67 (0.8-4.84)	3.41
	7	7	9	9	14	-	-	1.90	1.90	2.45	2.45	3.80	-	12.5 (3.5-14.0)	3.65 (0.8-4.84)	3.42
	7	7	9	9	18	-	-	1.75	1.75	2.25	2.25	4.50	-	12.5 (3.5-14.0)	3.62 (0.8-4.84)	3.45
	7	7	9	9	24	-	-	1.56	1.56	2.01	2.01	5.36	-	12.5 (3.5-14.0)	3.59 (0.8-4.84)	3.48
	7	7	9	12	12	-	-	1.86	1.86	2.40	3.19	3.19	-	12.5 (3.5-14.0)	3.64 (0.8-4.84)	3.43
	7	7	9	12	14	-	-	1.79	1.79	2.30	3.06	3.56	-	12.5 (3.5-14.0)	3.63 (0.8-4.84)	3.44
	7	7	9	12	18	-	-	1.65	1.65	2.12	2.83	4.25	-	12.5 (3.5-14.0)	3.60 (0.8-4.84)	3.47
	7	7	9	12	24	-	-	1.48	1.48	1.91	2.54	5.09	-	12.5 (3.5-14.0)	3.57 (0.8-4.84)	3.50
	7	7	9	14	14	-	-	1.72	1.72	2.20	3.43	3.43	-	12.5 (3.5-14.0)	3.62 (0.8-4.84)	3.45
7	7	9	14	18	-	-	1.59	1.59	2.05	3.18	4.09	-	12.5 (3.5-14.0)	3.59 (0.8-4.84)	3.48	
7	7	9	14	24	-	-	1.43	1.43	1.84	2.87	4.93	-	12.5 (3.5-14.0)	3.56 (0.8-4.84)	3.51	
7	7	9	18	18	-	-	1.48	1.48	1.92	3.81	3.81	-	12.5 (3.5-14.0)	3.57 (0.8-4.84)	3.50	
7	7	12	12	12	-	-	1.75	1.75	3.00	3.00	3.00	-	12.5 (3.5-14.0)	3.62 (0.8-4.84)	3.45	
7	7	12	12	14	-	-	1.68	1.68	2.88	2.88	3.38	-	12.5 (3.5-14.0)	3.61 (0.8-4.84)	3.46	
7	7	12	12	18	-	-	1.56	1.56	2.68	2.68	4.02	-	12.5 (3.5-14.0)	3.59 (0.8-4.84)	3.48	
7	7	12	12	24	-	-	1.41	1.41	2.42	2.42	4.84	-	12.5 (3.5-14.0)	3.55 (0.8-4.84)	3.52	
7	7	12	14	14	-	-	1.62	1.62	2.78	3.24	3.24	-	12.5 (3.5-14.0)	3.60 (0.8-4.84)	3.47	
7	7	12	14	18	-	-	1.51	1.51	2.59	3.02	3.87	-	12.5 (3.5-14.0)	3.57 (0.8-4.84)	3.50	
7	7	12	18	18	-	-	1.41	1.41	2.42	3.63	3.63	-	12.5 (3.5-14.0)	3.55 (0.8-4.84)	3.52	
7	7	14	14	14	-	-	1.56	1.56	3.13	3.13	3.13	-	12.5 (3.5-14.0)	3.59 (0.8-4.84)	3.48	
7	7	14	14	18	-	-	1.46	1.46	2.92	2.92	3.74	-	12.5 (3.5-14.0)	3.56 (0.8-4.84)	3.51	
7	9	9	9	9	-	-	2.00	2.50	2.50	2.50	2.50	-	12.0 (3.5-13.7)	3.47 (0.8-4.65)	3.46	
7	9	9	9	12	-	-	2.00	2.45	2.45	2.45	3.25	-	12.5 (3.5-14.0)	3.65 (0.8-4.84)	3.42	
7	9	9	9	14	-	-	1.82	2.34	2.34	2.34	3.66	-	12.5 (3.5-14.0)	3.64 (0.8-4.84)	3.43	
7	9	9	9	18	-	-	1.68	2.16	2.16	2.16	4.34	-	12.5 (3.5-14.0)	3.61 (0.8-4.84)	3.46	
7	9	9	9	24	-	-	1.51	1.94	1.94	1.94	5.17	-	12.5 (3.5-14.0)	3.57 (0.8-4.84)	3.50	
7	9	9	12	12	-	-	1.78	2.30	2.30	3.06	3.06	-	12.5 (3.5-14.0)	3.63 (0.8-4.84)	3.44	
7	9	9	12	14	-	-	1.72	2.21	2.21	2.94	3.42	-	12.5 (3.5-14.0)	3.62 (0.8-4.84)	3.45	
7	9	9	12	18	-	-	1.59	2.05	2.05	2.73	4.08	-	12.5 (3.5-14.0)	3.59 (0.8-4.84)	3.48	
7	9	9	12	24	-	-	1.43	1.84	1.84	2.46	4.93	-	12.5 (3.5-14.0)	3.56 (0.8-4.84)	3.51	
7	9	9	14	14	-	-	1.66	2.12	2.12	3.30	3.30	-	12.5 (3.5-14.0)	3.60 (0.8-4.84)	3.47	
7	9	9	14	18	-	-	1.54	1.97	1.97	3.07	3.95	-	12.5 (3.5-14.0)	3.58 (0.8-4.84)	3.49	
7	9	9	18	18	-	-	1.44	1.84	1.84	3.69	3.69	-	12.5 (3.5-14.0)	3.56 (0.8-4.84)	3.51	
7	9	12	12	12	-	-	1.69	2.17	2.88	2.88	2.88	-	12.5 (3.5-14.0)	3.61 (0.8-4.84)	3.46	
7	9	12	12	14	-	-	1.62	2.08	2.78	2.78	3.24	-	12.5 (3.5-14.0)	3.60 (0.8-4.84)	3.47	
7	9	12	12	18	-	-	1.51	1.94	2.59	2.59	3.87	-	12.5 (3.5-14.0)	3.57 (0.8-4.84)	3.50	
7	9	12	14	14	-	-	1.55	2.01	2.68	3.13	3.13	-	12.5 (3.5-14.0)	3.59 (0.8-4.84)	3.48	
7	9	12	14	18	-	-	1.46	1.88	2.50	2.92	3.74	-	12.5 (3.5-14.0)	3.56 (0.8-4.84)	3.51	
7	9	14	14	14	-	-	1.50	1.94	3.02	3.02	3.02	-	12.5 (3.5-14.0)	3.57 (0.8-4.84)	3.50	
7	9	14	14	18	-	-	1.41	1.81	2.82	2.82	3.64	-	12.5 (3.5-14.0)	3.55 (0.8-4.84)	3.52	
7	12	12	12	12	-	-	1.58	2.73	2.73	2.73	2.73	-	12.5 (3.5-14.0)	3.59 (0.8-4.84)	3.48	
7	12	12	12	14	-	-	1.54	2.63	2.63	2.63	3.07	-	12.5 (3.5-14.0)	3.58 (0.8-4.84)	3.49	
7	12	12	12	18	-	-	1.43	2.46	2.46	2.46	3.69	-	12.5 (3.5-14.0)	3.56 (0.8-4.84)	3.51	
7	12	12	14	14	-	-	1.48	2.54	2.54	2.97	2.97	-	12.5 (3.5-14.0)	3.57 (0.8-4.84)	3.50	
7	12	14	14	14	-	-	1.43	2.46								

PRODUCT LINEUP: MULTI SPLIT

MULTI SPLIT Combination Table for 6 Rooms–Cooling/Heating

6 Rooms Multi cooling

AOYG45LBLA6	Combination of Indoor Unit						COOLING OPERATION								
							Cooling Capacity						Total Capacity (min-max)	Input Power (min-max)	EER
							Room 1	Room 2	Room 3	Room 4	Room 5	Room 6			
	7	7	7	7	7	7	2.00	2.00	2.00	2.00	2.00	2.00	12.0 (3.5-13.4)	3.32 (0.8-4.46)	3.61
	7	7	7	7	7	9	2.00	2.00	2.00	2.00	2.00	2.50	12.5 (3.5-14.0)	3.57 (0.8-4.84)	3.50
	7	7	7	7	7	12	1.86	1.86	1.86	1.86	1.86	3.20	12.5 (3.5-14.0)	3.55 (0.8-4.84)	3.52
	7	7	7	7	7	14	1.79	1.79	1.79	1.79	1.79	3.55	12.5 (3.5-14.0)	3.54 (0.8-4.84)	3.53
	7	7	7	7	7	18	1.65	1.65	1.65	1.65	1.65	4.25	12.5 (3.5-14.0)	3.51 (0.8-4.84)	3.56
	7	7	7	7	7	24	1.48	1.48	1.48	1.48	1.48	5.10	12.5 (3.5-14.0)	3.48 (0.8-4.84)	3.59
	7	7	7	7	9	9	1.90	1.90	1.90	1.90	2.45	2.45	12.5 (3.5-14.0)	3.56 (0.8-4.84)	3.51
	7	7	7	7	9	12	1.79	1.79	1.79	1.79	2.29	3.05	12.5 (3.5-14.0)	3.54 (0.8-4.84)	3.53
	7	7	7	7	9	14	1.72	1.72	1.72	1.72	2.20	3.42	12.5 (3.5-14.0)	3.53 (0.8-4.84)	3.54
	7	7	7	7	9	18	1.59	1.59	1.59	1.59	2.05	4.09	12.5 (3.5-14.0)	3.50 (0.8-4.84)	3.57
	7	7	7	7	9	24	1.43	1.43	1.43	1.43	1.85	4.93	12.5 (3.5-14.0)	3.47 (0.8-4.84)	3.60
	7	7	7	7	12	12	1.68	1.68	1.68	1.68	2.89	2.89	12.5 (3.5-14.0)	3.52 (0.8-4.84)	3.55
	7	7	7	7	12	14	1.62	1.62	1.62	1.62	2.78	3.24	12.5 (3.5-14.0)	3.51 (0.8-4.84)	3.56
	7	7	7	7	12	18	1.51	1.51	1.51	1.51	2.59	3.87	12.5 (3.5-14.0)	3.48 (0.8-4.84)	3.59
	7	7	7	7	14	14	1.56	1.56	1.56	1.56	3.13	3.13	12.5 (3.5-14.0)	3.50 (0.8-4.84)	3.57
	7	7	7	7	14	18	1.46	1.46	1.46	1.46	2.92	3.74	12.5 (3.5-14.0)	3.47 (0.8-4.84)	3.60
	7	7	7	9	9	9	1.82	1.82	1.82	2.34	2.34	2.34	12.5 (3.5-14.0)	3.55 (0.8-4.84)	3.52
	7	7	7	9	9	12	1.72	1.72	1.72	2.21	2.21	2.92	12.5 (3.5-14.0)	3.53 (0.8-4.84)	3.54
	7	7	7	9	9	14	1.65	1.65	1.65	2.12	2.12	3.31	12.5 (3.5-14.0)	3.51 (0.8-4.84)	3.56
	7	7	7	9	9	18	1.54	1.54	1.54	1.97	1.97	3.94	12.5 (3.5-14.0)	3.49 (0.8-4.84)	3.58
	7	7	7	9	12	12	1.62	1.62	1.62	2.08	2.78	2.78	12.5 (3.5-14.0)	3.51 (0.8-4.84)	3.56
	7	7	7	9	12	14	1.56	1.56	1.56	2.01	2.68	3.13	12.5 (3.5-14.0)	3.50 (0.8-4.84)	3.57
	7	7	7	9	12	18	1.46	1.46	1.46	1.88	2.50	3.74	12.5 (3.5-14.0)	3.47 (0.8-4.84)	3.60
	7	7	7	9	14	14	1.51	1.51	1.51	1.93	3.02	3.02	12.5 (3.5-14.0)	3.48 (0.8-4.84)	3.59
	7	7	7	12	12	12	1.54	1.54	1.54	2.63	2.63	2.63	12.5 (3.5-14.0)	3.49 (0.8-4.84)	3.58
	7	7	7	12	12	14	1.48	1.48	1.48	2.54	2.54	2.98	12.5 (3.5-14.0)	3.48 (0.8-4.84)	3.59
	7	7	7	12	14	14	1.43	1.43	1.43	2.47	2.87	2.87	12.5 (3.5-14.0)	3.47 (0.8-4.84)	3.60
	7	7	9	9	9	9	1.75	1.75	2.25	2.25	2.25	2.25	12.5 (3.5-14.0)	3.53 (0.8-4.84)	3.54
	7	7	9	9	9	12	1.65	1.65	2.12	2.12	2.12	2.84	12.5 (3.5-14.0)	3.51 (0.8-4.84)	3.56
	7	7	9	9	9	14	1.59	1.59	2.05	2.05	2.05	3.17	12.5 (3.5-14.0)	3.50 (0.8-4.84)	3.57
	7	7	9	9	9	18	1.48	1.48	1.91	1.91	1.91	3.81	12.5 (3.5-14.0)	3.48 (0.8-4.84)	3.59
	7	7	9	9	12	12	1.56	1.56	2.01	2.01	2.68	2.68	12.5 (3.5-14.0)	3.50 (0.8-4.84)	3.57
	7	7	9	9	12	14	1.51	1.51	1.94	1.94	2.59	3.01	12.5 (3.5-14.0)	3.48 (0.8-4.84)	3.59
	7	7	9	9	12	18	1.41	1.41	1.81	1.81	2.42	3.64	12.5 (3.5-14.0)	3.46 (0.8-4.84)	3.61
	7	7	9	9	14	14	1.46	1.46	1.88	1.88	2.91	2.91	12.5 (3.5-14.0)	3.47 (0.8-4.84)	3.60
	7	7	9	12	12	12	1.48	1.48	1.92	2.54	2.54	2.54	12.5 (3.5-14.0)	3.48 (0.8-4.84)	3.59
	7	7	9	12	12	14	1.43	1.43	1.85	2.46	2.46	2.87	12.5 (3.5-14.0)	3.47 (0.8-4.84)	3.60
	7	7	12	12	12	12	1.41	1.41	2.42	2.42	2.42	2.42	12.5 (3.5-14.0)	3.46 (0.8-4.84)	3.61
	7	9	9	9	9	9	1.70	2.16	2.16	2.16	2.16	2.71	12.5 (3.5-14.0)	3.52 (0.8-4.84)	3.55
	7	9	9	9	9	12	1.59	2.05	2.05	2.05	2.05	2.71	12.5 (3.5-14.0)	3.50 (0.8-4.84)	3.57
	7	9	9	9	9	14	1.54	1.97	1.97	1.97	1.97	3.08	12.5 (3.5-14.0)	3.49 (0.8-4.84)	3.58
	7	9	9	9	12	12	1.50	1.94	1.94	1.94	2.59	2.59	12.5 (3.5-14.0)	3.48 (0.8-4.84)	3.59
	7	9	9	9	12	14	1.46	1.88	1.88	1.88	2.50	2.90	12.5 (3.5-14.0)	3.47 (0.8-4.84)	3.60
	7	9	9	12	12	12	1.44	1.84	1.84	2.46	2.46	2.46	12.5 (3.5-14.0)	3.47 (0.8-4.84)	3.60
	9	9	9	9	9	9	2.08	2.08	2.08	2.08	2.08	2.08	12.5 (3.5-14.0)	3.51 (0.8-4.84)	3.56
	9	9	9	9	9	12	1.97	1.97	1.97	1.97	2.65	2.65	12.5 (3.5-14.0)	3.49 (0.8-4.84)	3.58
	9	9	9	9	12	12	1.88	1.88	1.88	1.88	2.49	2.49	12.5 (3.5-14.0)	3.47 (0.8-4.84)	3.60

Note: •7:7000Btu/h / 9:9000Btu/h / 12:12000Btu/h / 14:14000Btu/h / 18:18000Btu/h / 24:24000Btu/h models
 •The above is the value for connecting with Wall Mounted type.
 •2 or more indoor units should be connected.
 •Cooling capacity is based on 27°CDB/19°CWB (indoor temperature), 35°CDB (outdoor temperature).
 •Pipe Length: 5 m, Height difference: 0 m (Outdoor unit to Indoor unit)
 •The Total ability of connected indoor unit is up to 62000Btu from 34000Btu.

6 Rooms Multi heating

AOYG45LBLA6	Combination of Indoor Unit						HEATING OPERATION									
							Heating Capacity						Input Power (min-max)	COP		
							Room 1	Room 2	Room 3	Room 4	Room 5	Room 6			Total Capacity (min-max)	
						kW	kW	kW	kW	kW	kW	kW				
2 Room	12	24	-	-	-	-	4.07	8.13	-	-	-	-	12.2 (3.5-13.1)	3.41 (0.7-3.54)	3.58	
	14	24	-	-	-	-	4.61	7.89	-	-	-	-	12.5 (3.5-13.8)	3.56 (0.7-3.76)	3.51	
	18	18	-	-	-	-	6.10	6.10	-	-	-	-	12.2 (3.5-13.1)	3.41 (0.7-3.54)	3.58	
	18	24	-	-	-	-	5.66	7.54	-	-	-	-	13.2 (3.5-15.3)	3.78 (0.7-4.20)	3.49	
	24	24	-	-	-	-	6.75	6.75	-	-	-	-	13.5 (3.5-16.0)	3.89 (0.7-4.41)	3.47	
	7	7	24	-	-	-	2.30	2.30	7.90	-	-	-	12.5 (3.5-13.8)	3.43 (0.7-3.76)	3.64	
	7	9	18	-	-	-	2.35	3.02	6.03	-	-	-	11.4 (3.5-12.4)	2.98 (0.7-3.33)	3.83	
	7	9	24	-	-	-	2.24	2.88	7.68	-	-	-	12.8 (3.5-14.5)	3.54 (0.7-3.98)	3.62	
	7	12	18	-	-	-	2.33	3.99	5.98	-	-	-	12.3 (3.5-13.5)	3.35 (0.7-3.65)	3.67	
	7	12	24	-	-	-	2.17	3.71	7.42	-	-	-	13.3 (3.5-15.6)	3.69 (0.7-4.30)	3.60	
	7	14	14	-	-	-	2.40	4.80	4.80	-	-	-	12.0 (3.5-12.7)	3.15 (0.7-3.44)	3.81	
	3 Room	7	14	18	-	-	-	2.28	4.56	5.86	-	-	-	12.7 (3.5-14.2)	3.49 (0.7-3.87)	3.64
7		14	24	-	-	-	2.10	4.20	7.20	-	-	-	13.5 (3.5-16.0)	3.75 (0.7-4.41)	3.60	
7		18	18	-	-	-	2.16	5.57	5.57	-	-	-	13.3 (3.5-15.6)	3.69 (0.7-4.30)	3.60	
7		18	24	-	-	-	1.93	4.96	6.61	-	-	-	13.5 (3.5-16.0)	3.74 (0.7-4.41)	3.61	
7		24	24	-	-	-	1.72	5.89	5.89	-	-	-	13.5 (3.5-16.0)	3.72 (0.7-4.41)	3.63	
9		9	18	-	-	-	3.05	3.05	6.10	-	-	-	12.2 (3.5-13.1)	3.28 (0.7-3.54)	3.72	
9		9	24	-	-	-	2.83	7.54	-	-	-	-	12.5 (3.5-15.3)	3.64 (0.7-4.20)	3.63	
9		12	14	-	-	-	3.09	4.11	4.80	-	-	-	12.0 (3.5-12.7)	3.15 (0.7-3.44)	3.81	
9		12	18	-	-	-	2.93	3.91	5.86	-	-	-	12.7 (3.5-14.2)	3.49 (0.7-3.87)	3.64	
9		12	24	-	-	-	2.70	3.60	7.20	-	-	-	13.5 (3.5-16.0)	3.75 (0.7-4.41)	3.60	
9		14	14	-	-	-	3.00	4.65	4.65	-	-	-	12.3 (3.5-13.5)	3.35 (0.7-3.65)	3.67	
9		14	18	-	-	-	2.85	4.44	5.71	-	-	-	13.0 (3.5-14.9)	3.59 (0.7-4.09)	3.62	
9		14	24	-	-	-	2.59	4.02	6.89	-	-	-	13.5 (3.5-16.0)	3.74 (0.7-4.41)	3.61	
9		18	18	-	-	-	2.70	5.40	5.40	-	-	-	13.5 (3.5-16.0)	3.75 (0.7-4.41)	3.60	
9		18	24	-	-	-	2.38	4.76	6.36	-	-	-	13.5 (3.5-16.0)	3.73 (0.7-4.41)	3.62	
9		24	24	-	-	-	2.14	5.68	5.68	-	-	-	13.5 (3.5-16.0)	3.71 (0.7-4.41)	3.64	
12		12	12	-	-	-	4.07	4.07	4.07	-	-	-	12.2 (3.5-13.1)	3.28 (0.7-3.54)	3.72	
12		12	14	-	-	-	3.94	3.95	4.61	-	-	-	12.5 (3.5-13.8)	3.43 (0.7-3.76)	3.64	
12		12	18	-	-	-	3.77	3.77	5.66	-	-	-	13.2 (3.5-15.3)	3.64 (0.7-4.20)	3.63	
12		12	24	-	-	-	3.38	3.38	6.74	-	-	-	13.5 (3.5-16.0)	3.74 (0.7-4.41)	3.61	
12		14	14	-	-	-	3.84	4.48	4.48	-	-	-	12.8 (3.5-14.5)	3.54 (0.7-3.98)	3.62	
12		14	18	-	-	-	3.68	4.30	5.52	-	-	-	13.5 (3.5-16.0)	3.75 (0.7-4.41)	3.60	
12		14	24	-	-	-	3.24	3.78	6.48	-	-	-	13.5 (3.5-16.0)	3.74 (0.7-4.41)	3.61	
12		18	18	-	-	-	5.06	5.06	5.06	-	-	-	12.5 (3.5-15.3)	3.74 (0.7-4.41)	3.61	
12		18	24	-	-	-	3.00	4.50	6.00	-	-	-	13.5 (3.5-16.0)	3.72 (0.7-4.41)	3.63	
12		24	24	-	-	-	2.70	5.40	5.40	-	-	-	13.5 (3.5-16.0)	3.71 (0.7-4.41)	3.64	
14		14	14	-	-	-	4.40	4.40	4.40	-	-	-	13.2 (3.5-15.3)	3.64 (0.7-4.20)	3.63	
14		14	18	-	-	-	4.11	4.11	5.28	-	-	-	13.5 (3.5-16.0)	3.75 (0.7-4.41)	3.60	
14		14	24	-	-	-	3.63	3.63	6.24	-	-	-	13.5 (3.5-16.0)	3.73 (0.7-4.41)	3.62	
14		18	18	-	-	-	3.78	4.86	4.86	-	-	-	13.5 (3.5-16.0)	3.74 (0.7-4.41)	3.61	
14		18	24	-	-	-	3.38	4.34	5.78	-	-	-	13.5 (3.5-16.0)	3.72 (0.7-4.41)	3.63	
14		24	24	-	-	-	3.04	5.23	5.23	-	-	-	13.5 (3.5-16.0)	3.70 (0.7-4.41)	3.65	
18		18	18	-	-	-	4.50	4.50	4.50	-	-	-	13.5 (3.5-16.0)	3.72 (0.7-4.41)	3.63	
18		18	24	-	-	-	4.05	4.05	5.40	-	-	-	13.5 (3.5-16.0)	3.71 (0.7-4.41)	3.64	
4 Room		7	7	7	14	-	-	2.40	2.40	2.40	4.80	-	-	12.0 (3.5-12.7)	2.98 (0.7-3.44)	4.03
		7	7	7	18	-	-	2.28	2.28	2.28	5.86	-	-	12.7 (3.5-14.2)	3.35 (0.7-3.87)	3.79
	7	7	7	24	-	-	2.10	2.10	2.10	7.20	-	-	13.5 (3.5-16.0)	3.61 (0.7-4.41)	3.74	
	7	7	9	12	-	-	2.40	2.40	3.09	4.11	-	-	12.0 (3.5-12.7)	2.98 (0.7-3.44)	4.03	
	7	7	9	14	-	-	2.33	2.33	2.99	4.65	-	-	12.3 (3.5-13.5)	3.19 (0.7-3.65)	3.86	
	7	7	9	18	-	-	2.22	2.22	2.85	5.71	-	-	13.0 (3.5-14.9)	3.46 (0.7-4.09)	3.76	
	7	7	9	24	-	-	2.01	2.01	2.59	6.89	-	-	13.5 (3.5-16.0)	3.60 (0.7-4.41)	3.75	
	7	7	12	12	-	-	2.30	2.30	3.95	3.95	-	-	12.5 (3.5-13.8)	3.28 (0.7-3.76)	3.81	
	7	7	12	14	-	-	2.24	2.24	3.84	4.48	-	-	12.8 (3.5-14.5)	3.41 (0.7-3.98)	3.75	
	7	7	12	18	-	-	2.15	2.15	3.68	5.52	-	-	13.5 (3.5-16.0)	3.61 (0.7-4.41)	3.74	
	7	7	12	24	-	-	1.89	1.89	3.24	6.48	-	-	13.5 (3.5-16.0)	3.60 (0.7-4.41)	3.75	
	7	7	14	14	-	-	2.20	2.20	4.40	4.40	-	-	13.2 (3.5-15.3)	3.52 (0.7-4.20)	3.75	
	7	7	14	18	-	-	2.05	2.05	4.11	5.29	-	-	13.5 (3.5-16.0)	3.61 (0.7-4.41)	3.74	
	7	7	14	24	-	-	1.82	1.82	3.63	6.23	-	-	13.5 (3.5-16.0)	3.59 (0.7-4.41)	3.76	
	7	7	18	18	-	-	1.89	1.89	4.86	4.86	-	-	13.5 (3.5-16.0)	3.60 (0.7-4.41)	3.75	
	7	7	18	24	-	-	1.69	1.69	4.34	5.78	-	-	13.5 (3.5-16.0)	3.58 (0.7-4.41)	3.77	
	7	7	24	24	-	-	1.52	1.52	5.23	5.23	-	-	13.5 (3.5-16.0)	3.56 (0.7-4.41)	3.79	
	7	9	9	9	-	-	2.34	3.02	3.02	3.02	-	-	11.4 (3.5-12.4)	2.82 (0.7-3.33)	4.04	
	7	9	9	12	-	-	2.33	2.99	2.99	3.99	-	-	12.3 (3.5-13.5)	3.19 (0.7-3.65)	3.86	
	7	9	9	14	-	-	2.28	2.93	2.93	4.56	-	-	12.7 (3.5-14.2)	3.35 (0.7-3.87)	3.79	
	7	9	9	18	-	-	2.17	2.78	2.78	5.57	-	-	13.3 (3.5-15.6)	3.56 (0.7-4.30)	3.74	
	7	9	9	24	-	-	1.93	2.48	2.48	6.61	-	-	13.5 (3.5-16.0)	3.60 (0.7-4.41)	3.75	
	7	9	12	12	-	-	2.24	2.88	3.84	3.84	-	-	12.8 (3.5-14.5)	3.41 (0.7-3.98)	3.75	
	7	9	12	14	-	-	2.30	2.83	3.77	4.40	-	-	13.2 (3.5-15.3)	3.52 (0.7-4.20)	3.75	
	7	9	12	18	-	-	2.05	2.64	3.52	5.29	-	-	13.5 (3.5-16.0)	3.61 (0.7-4.41)	3.74	
	7	9	12	24	-	-	1.82	2.34	3.12	6.22	-	-	13.5 (3.5-16.0)	3.59 (0.7-4.41)	3.76	
	7	9	14	14	-	-	2.15	2.75	4.30	4.30	-	-	13.5 (3.5-16.0)	3.61 (0.7-4.41)	3.74	
	7	9	14	18	-	-	1.97	2.53	3.94	5.06	-	-	13.5 (3.5-16.0)	3.60 (0.7-4.41)	3.75	
	7	9	14	24	-	-	1.75	2.25	3.50	6.00	-	-	13.5 (3.5-16.0)	3.58 (0.7-4.41)	3.77	
	7	9	18	18	-	-	1.82	2.34	4.67	4.67	-	-	13.5 (3.5-16.0)	3.59 (0.7-4.41)	3.76	
	7	9	18	24	-	-	1.63	2.09	4.19	5.59	-	-	13.5 (3.5-16.0)	3.57 (0.7-4.41)	3.78	
	7	12	12	12	-	-	2.17	3.71	3.71	3.71	-	-	13.3 (3.5-15.6)	3.56 (0.7-4.30)	3.74	
	7	12	12	14	-	-	2.10	3.60	3.60	4.20	-	-	13.5 (3.5-16.0)	3.61 (0.7-4.41)	3.74	
	7	12	12	18	-	-	1.93	3.31	3.31	4.95	-	-	13.5 (3.5-16.0)	3.60 (0.7-4.41)	3.75	
	7	12	12	24	-	-	1.72	2.95	2.95	5.88	-	-	13.5 (3.5-16.0)	3.58 (0.7-4.41)	3.77	
	7	12	14	14	-	-	2.01	3.45	4.02	4.02	-	-	13.5 (3.5-16.0)	3.60 (0.7-4.41)	3.75	
	7	12	14	18	-	-	1.85	3.18	3.71	4.76	-	-	13.5 (3.5-16.0)	3.59 (0.7-4.41)	3.76	
	7	12	14	24	-	-	1.66	2.84	3.32	5.68	-	-	13.5 (3.5-16.0)	3.57 (0.7-4.41)	3.78	
	7	12	18	18	-	-	1.72	2.94	4.42	4.42	-	-	13.5 (3.5-16.0)	3.58 (0.7-4.41)	3.77	
	7	12	18	24	-	-	1.55	2.66	3.98	5.31	-	-	13.5 (3.5-16.0)	3.56 (0.7-4.41)	3.79	
	7	14	14	14	-	-	1.92	3.86	3.86	3.86	-	-	13.5 (3.5-16.0)	3.60 (0.7-4.41)	3.75	
	7	14	14	18	-	-	1.78	3.57	3.57	4.58	-	-	13.5 (3.5-16.0)	3.59 (0.7-4.41)	3.76	
	7	14	14	24	-	-	1.60	3.20	3.20	5.50	-	-	13.5 (3.5-16.0)	3.57 (0.7-4.41)	3.78	
	7	14	18	18	-	-	1.66	3.32	4.26	4.26	-	-	13.5 (3.5-16.0)			

PRODUCT LINEUP: MULTI SPLIT

MULTI SPLIT Combination Table for 6 Rooms-Heating

6 Rooms Multi heating

AOYG45LBLA6	Combination of Indoor Unit						HEATING OPERATION							COP		
							Heating Capacity					Total Capacity (min-max)	Input Power (min-max)			
							Room 1	Room 2	Room 3	Room 4	Room 5				Room 6	kW
4 Room	12	12	12	12	-	-	3.38	3.38	3.38	3.38	-	-	13.5 (3.5-16.0)	3.60 (0.7-4.4)	3.75	
	12	12	12	14	-	-	3.24	3.24	3.24	3.78	-	-	13.5 (3.5-16.0)	3.60 (0.7-4.4)	3.75	
	12	12	12	18	-	-	3.00	3.00	3.00	4.50	-	-	13.5 (3.5-16.0)	3.58 (0.7-4.4)	3.77	
	12	12	12	24	-	-	2.70	2.70	2.70	5.40	-	-	13.5 (3.5-16.0)	3.57 (0.7-4.4)	3.78	
	12	12	14	14	-	-	3.12	3.12	3.63	3.63	-	-	13.5 (3.5-16.0)	3.59 (0.7-4.4)	3.76	
	12	12	14	18	-	-	2.89	2.89	3.38	4.34	-	-	13.5 (3.5-16.0)	3.58 (0.7-4.4)	3.77	
	12	12	14	24	-	-	2.61	2.61	3.05	5.23	-	-	13.5 (3.5-16.0)	3.56 (0.7-4.4)	3.79	
	12	12	18	18	-	-	2.70	2.70	4.05	4.05	-	-	13.5 (3.5-16.0)	3.57 (0.7-4.4)	3.78	
	12	14	14	14	-	-	3.00	3.50	3.50	3.50	-	-	13.5 (3.5-16.0)	3.58 (0.7-4.4)	3.77	
	12	14	14	18	-	-	2.79	3.26	3.26	4.19	-	-	13.5 (3.5-16.0)	3.57 (0.7-4.4)	3.78	
	12	14	18	18	-	-	2.61	3.05	3.92	3.92	-	-	13.5 (3.5-16.0)	3.56 (0.7-4.4)	3.79	
	5 Room	7	7	7	7	7	7	2.40	2.40	2.40	2.40	2.40	-	12.0 (3.5-12.7)	2.82 (0.7-3.44)	4.26
		7	7	7	7	9	9	2.33	2.33	2.33	2.33	2.98	-	12.3 (3.5-13.5)	3.03 (0.7-3.65)	4.06
		7	7	7	7	12	12	2.24	2.24	2.24	2.24	3.84	-	12.8 (3.5-14.5)	3.29 (0.7-3.98)	3.89
		12	12	12	12	12	12	2.61	2.61	2.61	2.61	3.06	-	13.5 (3.5-16.0)	3.44 (0.7-4.4)	3.92

- Note:
- 7:7000Btu/h / 9:9000Btu/h / 12:12000Btu/h / 14:14000Btu/h / 18:18000Btu/h / 24:24000Btu/h models
 - The above is the value for connecting with Wall Mounted type.
 - 2 or more indoor units should be connected.
 - Heating capacity is based on 20°CDB (indoor temperature), 7°CDB/6°CWB (outdoor temperature).
 - Pipe Length: 5 m, Height difference: 0 m (Outdoor unit to Indoor unit)
 - The Total ability of connected indoor unit is up to 54000Btu from 27000Btu.

6 Rooms Multi heating

AOYG45LBLA6	Combination of Indoor Unit						HEATING OPERATION							COP	
							Heating Capacity						Total Capacity (min-max)		Input Power (min-max)
							Room 1	Room 2	Room 3	Room 4	Room 5	Room 6			
7	7	7	7	7	7	2.20	2.20	2.20	2.20	2.20	2.20	13.2 (3.5-15.3)	3.28 (0.7-4.20)	4.02	
7	7	7	7	7	9	2.15	2.15	2.15	2.15	2.15	2.75	13.5 (3.5-16.0)	3.37 (0.7-4.41)	4.00	
7	7	7	7	7	12	2.01	2.01	2.01	2.01	2.01	3.45	13.5 (3.5-16.0)	3.37 (0.7-4.41)	4.00	
7	7	7	7	7	14	1.93	1.93	1.93	1.93	1.93	3.85	13.5 (3.5-16.0)	3.37 (0.7-4.41)	4.00	
7	7	7	7	7	18	1.78	1.78	1.78	1.78	1.78	4.60	13.5 (3.5-16.0)	3.37 (0.7-4.41)	4.00	
7	7	7	7	7	24	1.60	1.60	1.60	1.60	1.60	5.50	13.5 (3.5-16.0)	3.37 (0.7-4.41)	4.00	
7	7	7	7	9	9	2.05	2.05	2.05	2.05	2.65	2.65	13.5 (3.5-16.0)	3.37 (0.7-4.41)	4.00	
7	7	7	7	9	12	1.93	1.93	1.93	1.93	2.48	3.30	13.5 (3.5-16.0)	3.37 (0.7-4.41)	4.00	
7	7	7	7	9	14	1.85	1.85	1.85	1.85	2.38	3.72	13.5 (3.5-16.0)	3.37 (0.7-4.41)	4.00	
7	7	7	7	9	18	1.72	1.72	1.72	1.72	2.21	4.41	13.5 (3.5-16.0)	3.37 (0.7-4.41)	4.00	
7	7	7	7	9	24	1.55	1.55	1.55	1.55	1.99	5.31	13.5 (3.5-16.0)	3.37 (0.7-4.41)	4.00	
7	7	7	7	12	12	1.82	1.82	1.82	1.82	3.11	3.11	13.5 (3.5-16.0)	3.37 (0.7-4.41)	4.00	
7	7	7	7	12	14	1.75	1.75	1.75	1.75	3.00	3.50	13.5 (3.5-16.0)	3.37 (0.7-4.41)	4.00	
7	7	7	7	12	18	1.63	1.63	1.63	1.63	2.79	4.19	13.5 (3.5-16.0)	3.37 (0.7-4.41)	4.00	
7	7	7	7	14	14	1.69	1.69	1.69	1.69	3.37	3.37	13.5 (3.5-16.0)	3.37 (0.7-4.41)	4.00	
7	7	7	7	14	18	1.58	1.58	1.58	1.58	3.15	4.03	13.5 (3.5-16.0)	3.37 (0.7-4.41)	4.00	
7	7	7	9	9	9	1.97	1.97	1.97	2.53	2.53	2.53	13.5 (3.5-16.0)	3.37 (0.7-4.41)	4.00	
7	7	7	9	9	12	1.85	1.85	1.85	2.38	2.38	3.19	13.5 (3.5-16.0)	3.37 (0.7-4.41)	4.00	
7	7	7	9	9	14	1.78	1.78	1.78	2.29	2.29	3.58	13.5 (3.5-16.0)	3.37 (0.7-4.41)	4.00	
7	7	7	9	9	18	1.66	1.66	1.66	2.13	2.13	4.26	13.5 (3.5-16.0)	3.37 (0.7-4.41)	4.00	
7	7	7	9	12	12	1.75	1.75	1.75	2.25	3.00	3.00	13.5 (3.5-16.0)	3.37 (0.7-4.41)	4.00	
7	7	7	9	12	14	1.69	1.69	1.69	2.17	2.89	3.37	13.5 (3.5-16.0)	3.37 (0.7-4.41)	4.00	
7	7	7	9	12	18	1.58	1.58	1.58	2.03	2.70	4.03	13.5 (3.5-16.0)	3.37 (0.7-4.41)	4.00	
7	7	7	9	14	14	1.63	1.63	1.63	2.09	3.26	3.26	13.5 (3.5-16.0)	3.37 (0.7-4.41)	4.00	
7	7	7	12	12	12	1.66	1.66	1.66	2.84	2.84	2.84	13.5 (3.5-16.0)	3.37 (0.7-4.41)	4.00	
7	7	7	12	12	14	1.60	1.60	1.60	2.75	2.75	3.20	13.5 (3.5-16.0)	3.37 (0.7-4.41)	4.00	
7	7	7	12	14	14	1.55	1.55	1.55	2.65	3.10	3.10	13.5 (3.5-16.0)	3.37 (0.7-4.41)	4.00	
7	7	9	9	9	9	1.89	1.89	2.43	2.43	2.43	2.43	13.5 (3.5-16.0)	3.37 (0.7-4.41)	4.00	
7	7	9	9	9	12	1.78	1.78	2.29	2.29	2.29	3.07	13.5 (3.5-16.0)	3.37 (0.7-4.41)	4.00	
7	7	9	9	9	14	1.72	1.72	2.21	2.21	2.21	3.43	13.5 (3.5-16.0)	3.37 (0.7-4.41)	4.00	
7	7	9	9	9	18	1.60	1.60	2.06	2.06	2.06	4.12	13.5 (3.5-16.0)	3.37 (0.7-4.41)	4.00	
7	7	9	9	12	12	1.69	1.69	2.17	2.17	2.89	2.89	13.5 (3.5-16.0)	3.37 (0.7-4.41)	4.00	
7	7	9	9	12	14	1.63	1.63	2.09	2.09	2.79	3.27	13.5 (3.5-16.0)	3.37 (0.7-4.41)	4.00	
7	7	9	9	12	18	1.52	1.52	1.96	1.96	2.61	3.93	13.5 (3.5-16.0)	3.37 (0.7-4.41)	4.00	
7	7	9	9	14	14	1.58	1.58	2.03	2.03	3.14	3.14	13.5 (3.5-16.0)	3.37 (0.7-4.41)	4.00	
7	7	9	12	12	12	1.60	1.60	2.05	2.05	2.75	2.75	13.5 (3.5-16.0)	3.37 (0.7-4.41)	4.00	
7	7	9	12	12	14	1.55	1.55	1.99	2.66	2.66	3.09	13.5 (3.5-16.0)	3.37 (0.7-4.41)	4.00	
7	7	12	12	12	12	1.53	1.53	2.61	2.61	2.61	2.61	13.5 (3.5-16.0)	3.37 (0.7-4.41)	4.00	
7	9	9	9	9	9	1.80	2.34	2.34	2.34	2.34	2.34	13.5 (3.5-16.0)	3.37 (0.7-4.41)	4.00	
7	9	9	9	9	12	1.72	2.21	2.21	2.21	2.21	2.94	13.5 (3.5-16.0)	3.37 (0.7-4.41)	4.00	
7	9	9	9	9	14	1.66	2.13	2.13	2.13	2.13	3.32	13.5 (3.5-16.0)	3.37 (0.7-4.41)	4.00	
7	9	9	9	12	12	1.65	2.09	2.09	2.09	2.79	2.79	13.5 (3.5-16.0)	3.37 (0.7-4.41)	4.00	
7	9	9	9	12	14	1.58	2.03	2.03	2.03	2.69	3.14	13.5 (3.5-16.0)	3.37 (0.7-4.41)	4.00	
7	9	9	12	12	12	1.54	1.99	2.66	2.66	2.66	2.66	13.5 (3.5-16.0)	3.37 (0.7-4.41)	4.00	
9	9	9	9	9	9	2.25	2.25	2.25	2.25	2.25	2.25	13.5 (3.5-16.0)	3.37 (0.7-4.41)	4.00	
9	9	9	9	9	12	2.13	2.13	2.13	2.13	2.13	2.85	13.5 (3.5-16.0)	3.37 (0.7-4.41)	4.00	
9	9	9	9	12	12	2.03	2.03	2.03	2.03	2.69	2.69	13.5 (3.5-16.0)	3.37 (0.7-4.41)	4.00	

- Note:
- 7:7000Btu/h / 9:9000Btu/h / 12:12000Btu/h / 14:14000Btu/h / 18:18000Btu/h / 24:24000Btu/h models
 - The above is the value for connecting with Wall Mounted type.
 - 2 or more indoor units should be connected.
 - Heating capacity is based on 20°CDB (indoor temperature), 7°CDB/6°CWB (outdoor temperature).
 - Pipe Length: 5 m, Height difference: 0 m (Outdoor unit to Indoor unit)
 - The Total ability of connected indoor unit is up to 54000Btu from 27000Btu.

MULTI SPLIT Combination Table for 8 Rooms–Cooling/Heating

8 Rooms Multi cooling

AOYG4SLBT8	Combination of Indoor Unit							COOLING OPERATION								Input power			
								Cooling Capacity											
								Room 1	Room 2	Room 3	Room 4	Room 5	Room 6	Room 7	Room 8	Total	kW	kW	
2 Room	24	24	-	-	-	-	-	7.03	7.03	-	-	-	-	-	-	-	14.06	5.20	
	18	24	-	-	-	-	-	5.27	7.03	-	-	-	-	-	-	-	12.30	4.24	
	18	18	24	-	-	-	-	4.63	4.63	6.18	-	-	-	-	-	-	15.45	5.89	
	18	18	18	-	-	-	-	5.01	5.01	5.01	-	-	-	-	-	-	15.03	5.90	
	14	24	24	-	-	-	-	3.54	6.07	6.07	-	-	-	-	-	-	15.68	5.87	
	14	18	24	-	-	-	-	3.84	4.94	6.59	-	-	-	-	-	-	15.37	5.90	
	14	18	18	-	-	-	-	4.10	5.27	5.27	-	-	-	-	-	-	14.64	5.50	
	14	14	24	-	-	-	-	4.10	4.10	7.03	-	-	-	-	-	-	15.23	5.79	
	14	14	18	-	-	-	-	4.10	4.10	5.27	-	-	-	-	-	-	13.47	4.89	
	14*	14*	14*	-	-	-	-	4.10	4.10	4.10	-	-	-	-	-	-	12.30	4.24	
	12	24	24	-	-	-	-	3.09	6.18	6.18	-	-	-	-	-	-	15.45	5.89	
	12	18	24	-	-	-	-	3.35	5.01	6.68	-	-	-	-	-	-	15.04	5.90	
12	18	18	-	-	-	-	3.52	5.27	5.27	-	-	-	-	-	-	14.06	5.20		
12	14	24	-	-	-	-	3.52	4.10	7.03	-	-	-	-	-	-	14.65	5.50		
12	14	18	-	-	-	-	3.52	4.10	5.27	-	-	-	-	-	-	12.89	4.57		
3 Room	12*	14*	14*	-	-	-	-	3.52	4.10	4.10	-	-	-	-	-	-	11.72	3.91	
	12	12	24	-	-	-	-	3.52	3.52	7.03	-	-	-	-	-	-	14.07	5.20	
	12	12	18	-	-	-	-	3.52	3.52	5.27	-	-	-	-	-	-	12.31	4.24	
	9	24	24	-	-	-	-	2.46	6.54	6.54	-	-	-	-	-	-	15.54	5.90	
	9	18	24	-	-	-	-	2.64	5.27	7.03	-	-	-	-	-	-	14.94	5.65	
	9	18	18	-	-	-	-	2.64	5.27	5.27	-	-	-	-	-	-	13.18	4.73	
	9	14	24	-	-	-	-	2.64	4.10	7.03	-	-	-	-	-	-	13.77	5.05	
	9	14	18	-	-	-	-	2.64	4.10	5.27	-	-	-	-	-	-	12.01	4.08	
	9	12	24	-	-	-	-	2.64	3.52	7.03	-	-	-	-	-	-	13.19	4.73	
	9	12	18	-	-	-	-	2.64	3.52	5.27	-	-	-	-	-	-	11.43	3.74	
	9	9	24	-	-	-	-	2.64	2.64	7.03	-	-	-	-	-	-	12.31	4.24	
	7	24	24	-	-	-	-	1.93	6.64	6.64	-	-	-	-	-	-	15.21	5.90	
	7	18	24	-	-	-	-	2.05	5.27	7.03	-	-	-	-	-	-	14.35	5.35	
	7	18	18	-	-	-	-	2.05	5.27	5.27	-	-	-	-	-	-	12.59	4.41	
	7	14	24	-	-	-	-	2.05	4.10	7.03	-	-	-	-	-	-	13.18	4.73	
	7	14	18	-	-	-	-	2.05	4.10	5.27	-	-	-	-	-	-	11.42	3.74	
	7	12	24	-	-	-	-	2.05	3.52	7.03	-	-	-	-	-	-	12.60	4.41	
	7	9	24	-	-	-	-	2.05	2.64	7.03	-	-	-	-	-	-	11.72	3.91	
	4 Room	14	14	14	18	-	-	-	3.60	3.60	3.60	4.63	-	-	-	-	-	15.45	5.89
		14	14	14	14	-	-	-	3.84	3.84	3.84	3.84	-	-	-	-	-	15.37	5.89
		12	14	18	18	-	-	-	3.04	3.54	4.55	4.55	-	-	-	-	-	15.68	5.87
		12	14	14	18	-	-	-	3.15	3.67	3.67	4.72	-	-	-	-	-	15.21	5.90
		12	14	14	14	-	-	-	3.35	3.90	3.90	3.90	-	-	-	-	-	15.04	5.90
		12	12	18	18	-	-	-	3.09	3.09	4.63	4.63	-	-	-	-	-	15.45	5.89
12		12	14	24	-	-	-	3.04	3.04	3.54	6.07	-	-	-	-	-	15.69	5.87	
12		12	14	18	-	-	-	3.30	3.30	3.84	4.94	-	-	-	-	-	15.38	5.90	
12		12	14	14	-	-	-	3.52	3.52	4.10	4.10	-	-	-	-	-	15.24	5.79	
12		12	12	24	-	-	-	3.09	3.09	3.09	6.18	-	-	-	-	-	15.45	5.89	
12		12	12	18	-	-	-	3.35	3.35	3.35	5.01	-	-	-	-	-	15.05	5.90	
12		12	12	14	-	-	-	3.52	3.52	3.52	4.10	-	-	-	-	-	14.66	5.50	
12		12	12	12	-	-	-	3.52	3.52	3.52	3.52	-	-	-	-	-	14.08	5.20	
9		14	18	18	-	-	-	2.34	3.64	4.67	4.67	-	-	-	-	-	15.33	5.89	
9		14	14	24	-	-	-	2.30	3.57	3.57	6.12	-	-	-	-	-	15.57	5.88	
9		14	14	18	-	-	-	2.49	3.87	3.87	4.97	-	-	-	-	-	15.21	5.90	
9		14	14	14	-	-	-	2.64	4.10	4.10	4.10	-	-	-	-	-	14.94	5.65	
9		12	18	18	-	-	-	2.46	3.28	4.90	4.90	-	-	-	-	-	15.54	5.90	
9		12	14	24	-	-	-	2.34	3.12	3.84	6.23	-	-	-	-	-	15.33	5.89	
9		12	14	18	-	-	-	2.53	3.37	3.93	5.05	-	-	-	-	-	14.87	5.00	
9		12	14	14	-	-	-	2.64	3.52	4.10	4.10	-	-	-	-	-	14.36	5.35	
9		12	12	24	-	-	-	2.46	3.28	3.28	6.54	-	-	-	-	-	15.55	5.90	
9		12	12	18	-	-	-	2.64	3.52	3.52	5.27	-	-	-	-	-	14.95	5.65	
9		12	12	14	-	-	-	2.64	3.52	3.52	4.10	-	-	-	-	-	13.78	5.05	
9		9	18	24	-	-	-	2.64	3.52	3.52	3.52	-	-	-	-	-	13.20	4.73	
9		9	18	24	-	-	-	2.32	2.32	4.63	6.18	-	-	-	-	-	15.45	5.89	
9		9	18	18	-	-	-	2.51	2.51	5.01	5.01	-	-	-	-	-	15.04	5.90	
9		9	14	24	-	-	-	2.47	2.47	3.84	6.59	-	-	-	-	-	15.38	5.90	
9		9	14	18	-	-	-	2.64	2.64	4.10	5.27	-	-	-	-	-	14.65	5.50	
9		9	14	14	-	-	-	2.64	2.64	4.10	4.10	-	-	-	-	-	13.48	4.89	
9		9	12	24	-	-	-	2.51	2.51	3.35	6.68	-	-	-	-	-	15.05	5.90	
9		9	12	18	-	-	-	2.64	2.64	3.52	5.27	-	-	-	-	-	14.07	5.20	
4 Room		9	9	12	14	-	-	-	2.64	2.64	3.52	4.10	-	-	-	-	-	12.90	4.57
		9	9	12	12	-	-	-	2.64	2.64	3.52	3.52	-	-	-	-	-	12.32	4.24
		9	9	9	24	-	-	-	2.64	2.64	2.64	7.03	-	-	-	-	-	14.95	5.65
		9	9	9	18	-	-	-	2.64	2.64	2.64	5.27	-	-	-	-	-	13.19	4.73
		9	9	9	14	-	-	-	2.64	2.64	2.64	4.10	-	-	-	-	-	12.02	4.08
		9	9	9	12	-	-	-	2.64	2.64	2.64	3.52	-	-	-	-	-	11.44	3.74
		7	18	18	18	-	-	-	1.79	4.59	4.59	4.59	-	-	-	-	-	15.56	5.88
		7	14	18	18	-	-	-	1.91	3.82	4.91	4.91	-	-	-	-	-	15.54	5.90
		7	14	14	24	-	-	-	1.82	3.64	3.64	6.24	-	-	-	-	-	15.33	5.89
		7	14	14	18	-	-	-	1.96	3.93	3.93	5.05	-	-	-	-	-	14.87	5.90
		7	14	14	14	-	-	-	2.05	4.10	4.10	4.10	-	-	-	-	-	14.35	5.35
		7	12	18	24	-	-	-	1.79	3.07	4.59	6.12	-	-	-	-	-	15.57	5.88
	7	12	18	18	-	-	-	1.93	3.32	4.97	4.97	-	-	-	-	-	15.21	5.90	
	7	12	14	24	-	-	-	1.91	3.28	3.82	6.54	-	-	-	-	-	15.54	5.90	
	7	12	14	18	-	-	-	2.05	3.52	4.10	5.27	-	-	-	-	-	14.94	5.65	
	7	12	14	14	-	-	-	2.05	3.52	4.10	4.10	-	-	-	-	-	13.77	5.05	
	7	12	12	24	-	-	-	1.93	3.32	3.32	6.63	-	-	-	-	-	15.21	5.90	
	7	12	12	18	-	-	-	2.05	3.52	3.52	5.27	-	-	-	-	-	14.36	5.35	
	7	12	12	14	-	-	-	2.05	3.52	3.52	4.10	-	-	-	-	-	13.19	4.73	
	7	12	12	12	-	-	-	2.05	3.52	3.52	3.52	-	-	-	-	-	12.61	4.41	
	7	9	18	24	-	-	-	1.84	2.36	4.72	6.29	-	-	-	-	-	15.21	5.90	
	7	9	18	18	-	-	-	2.05	2.64	5.27	5.27	-	-	-	-	-	15.23	5.79	
	7	9	14	24	-	-	-	1.95	2.51	3.90	6.68	-	-	-	-	-	15.04	5.90	
	7	9	14	18	-	-	-	2.05	2.64	4.10	5.27	-	-	-	-	-	14.06	5.20	
7	9	12	24	-	-	-	2.05	2.64	3.52	7.03	-	-	-	-	-	15.24	5.79		
7	9	12	18	-	-	-	2.05	2.64	3.52	5.27	-	-	-	-	-	13.48	4.89		
7	9	12	14	-	-	-	2.05	2.64	3.52	4.10	-	-	-	-	-	12.31	4.24		
7	9	12	12	-	-	-	2.05	2.64	3.52	3.52	-	-	-	-	-	11.73	3.91		
7	9	9	24	-	-	-	2.05	2.64	2.64	7.03									

8 Rooms Multi cooling

AOYG45LBT8	Combination of Indoor Unit							COOLING OPERATION												
								Cooling Capacity								Input power				
								Room 1	Room 2	Room 3	Room 4	Room 5	Room 6	Room 7	Room 8			Total		
kW	kW	kW	kW	kW	kW	kW	kW	kW	kW	kW	kW	kW								
4 Room	7	7	14	18	-	-	-	2.05	2.05	4.10	5.27	-	-	-	-	-	-	13.47	4.89	
	7	7	14	14	-	-	-	2.05	2.05	4.10	4.10	-	-	-	-	-	-	12.30	4.24	
	7	7	12	24	-	-	-	2.05	2.05	3.52	7.03	-	-	-	-	-	-	14.65	5.50	
	7	7	12	18	-	-	-	2.05	2.05	3.52	5.27	-	-	-	-	-	-	12.89	4.57	
	7	7	12	14	-	-	-	2.05	2.05	3.52	4.10	-	-	-	-	-	-	11.72	3.91	
	7	7	9	24	-	-	-	2.05	2.05	2.64	7.03	-	-	-	-	-	-	13.77	5.05	
	7	7	9	18	-	-	-	2.05	2.05	2.64	5.27	-	-	-	-	-	-	12.01	4.08	
	7	7	7	24	-	-	-	2.05	2.05	2.05	7.03	-	-	-	-	-	-	13.18	4.73	
	7	7	7	18	-	-	-	2.05	2.05	2.05	5.27	-	-	-	-	-	-	11.42	3.74	
	12	12	12	12	14	-	-	-	3.04	3.04	3.04	3.04	3.54	-	-	-	-	-	15.69	5.87
	12	12	12	12	12	-	-	-	3.09	3.09	3.09	3.09	3.09	-	-	-	-	-	15.46	5.89
	9	12	12	14	14	-	-	-	2.30	3.07	3.07	3.57	3.57	-	-	-	-	-	15.57	5.88
	9	12	12	12	14	-	-	-	2.34	3.12	3.12	3.12	3.63	-	-	-	-	-	15.34	5.89
	9	12	12	12	12	-	-	-	2.46	3.27	3.27	3.27	3.27	-	-	-	-	-	15.55	5.90
	9	9	14	14	14	-	-	-	2.32	2.32	3.60	3.60	3.60	-	-	-	-	-	15.45	5.89
	9	9	12	14	18	-	-	-	2.28	2.28	3.04	3.54	4.55	-	-	-	-	-	15.69	5.87
	9	9	12	14	14	-	-	-	2.36	2.36	3.15	3.67	3.67	-	-	-	-	-	15.21	5.90
	9	9	12	18	-	-	-	-	2.32	2.32	3.09	3.09	4.63	-	-	-	-	-	15.45	5.89
	9	9	12	12	14	-	-	-	2.47	2.47	3.30	3.30	3.84	-	-	-	-	-	15.38	5.90
	9	9	12	12	12	-	-	-	2.51	2.51	3.34	3.34	3.34	-	-	-	-	-	15.05	5.90
	9	9	9	14	18	-	-	-	2.34	2.34	2.34	3.64	4.67	-	-	-	-	-	15.33	5.89
	9	9	9	14	14	-	-	-	2.49	2.49	2.49	3.87	3.87	-	-	-	-	-	15.21	5.90
	9	9	9	12	18	-	-	-	2.46	2.46	2.46	3.28	4.90	-	-	-	-	-	15.55	5.90
	9	9	9	12	14	-	-	-	2.53	2.53	2.53	3.37	3.93	-	-	-	-	-	14.88	5.90
	9	9	9	12	12	-	-	-	2.64	2.64	2.64	3.52	3.52	-	-	-	-	-	14.96	5.65
	9	9	9	9	24	-	-	-	2.32	2.32	2.32	2.32	6.18	-	-	-	-	-	15.45	5.89
	9	9	9	9	18	-	-	-	2.51	2.51	2.51	2.51	5.01	-	-	-	-	-	15.05	5.90
	9	9	9	9	14	-	-	-	2.64	2.64	2.64	2.64	4.10	-	-	-	-	-	14.66	5.50
	9	9	9	9	12	-	-	-	2.64	2.64	2.64	2.64	3.52	-	-	-	-	-	14.08	5.20
	9	9	9	9	9	-	-	-	2.64	2.64	2.64	2.64	2.64	-	-	-	-	-	13.20	4.73
	7	12	14	14	14	-	-	-	1.79	3.07	3.57	3.57	3.57	-	-	-	-	-	15.57	5.88
	7	12	12	14	14	-	-	-	1.82	3.12	3.12	3.64	3.64	-	-	-	-	-	15.33	5.89
	7	12	12	12	18	-	-	-	1.79	3.07	3.07	3.07	4.59	-	-	-	-	-	15.57	5.88
	7	12	12	12	14	-	-	-	1.91	3.28	3.28	3.28	3.82	-	-	-	-	-	15.55	5.90
	7	12	12	12	12	-	-	-	1.93	3.32	3.32	3.32	3.32	-	-	-	-	-	15.22	5.90
	7	9	14	14	18	-	-	-	1.77	2.28	3.56	3.54	4.55	-	-	-	-	-	15.68	5.87
	7	9	14	14	14	-	-	-	1.84	2.36	3.67	3.67	3.67	-	-	-	-	-	15.21	5.90
	7	9	12	14	18	-	-	-	1.80	2.32	3.09	3.60	4.63	-	-	-	-	-	15.45	5.89
	7	9	12	14	14	-	-	-	1.92	2.47	3.30	3.84	3.84	-	-	-	-	-	15.38	5.90
	7	9	12	12	18	-	-	-	1.83	2.36	3.15	3.15	4.72	-	-	-	-	-	15.21	5.90
	7	9	12	12	14	-	-	-	1.95	2.51	3.35	3.35	3.90	-	-	-	-	-	15.05	5.90
	7	9	12	12	12	-	-	-	2.05	2.64	3.52	3.52	3.52	-	-	-	-	-	15.25	5.79
	7	9	9	18	18	-	-	-	1.79	2.30	2.30	4.59	4.59	-	-	-	-	-	15.57	5.88
	7	9	9	14	18	-	-	-	1.91	2.46	2.46	3.82	4.90	-	-	-	-	-	15.54	5.90
	7	9	9	14	14	-	-	-	1.96	2.53	2.53	3.93	3.93	-	-	-	-	-	14.87	5.90
7	9	9	12	24	-	-	-	1.79	2.30	2.30	3.07	6.12	-	-	-	-	-	15.57	5.88	
7	9	9	12	18	-	-	-	1.93	2.49	2.49	3.32	4.97	-	-	-	-	-	15.21	5.90	
7	9	9	12	14	-	-	-	2.05	2.64	2.64	3.52	4.10	-	-	-	-	-	14.95	5.65	
7	9	9	12	12	-	-	-	2.05	2.64	2.64	3.52	3.52	-	-	-	-	-	14.37	5.35	
7	9	9	9	24	-	-	-	1.83	2.36	2.36	2.36	6.29	-	-	-	-	-	15.21	5.90	
7	9	9	9	18	-	-	-	2.05	2.64	2.64	2.64	5.27	-	-	-	-	-	15.24	3.79	
7	9	9	9	14	-	-	-	2.05	2.64	2.64	2.64	4.10	-	-	-	-	-	14.07	5.20	
7	9	9	9	12	-	-	-	2.05	2.64	2.64	2.64	3.52	-	-	-	-	-	13.49	4.89	
7	9	9	9	9	-	-	-	2.05	2.64	2.64	2.64	2.64	-	-	-	-	-	12.61	4.41	
7	7	14	14	18	-	-	-	1.80	1.80	3.60	3.60	4.63	-	-	-	-	-	15.45	5.89	
7	7	14	14	14	-	-	-	1.92	1.92	3.84	3.84	3.84	-	-	-	-	-	15.37	5.90	
7	7	12	18	18	-	-	-	1.77	1.77	3.04	4.55	4.55	-	-	-	-	-	15.68	5.87	
7	7	12	14	18	-	-	-	1.84	1.84	3.15	3.67	4.72	-	-	-	-	-	15.21	5.90	
7	7	12	14	14	-	-	-	1.95	1.95	3.35	3.90	3.90	-	-	-	-	-	15.04	5.90	
7	7	12	12	24	-	-	-	1.77	1.77	3.04	3.04	6.07	-	-	-	-	-	15.69	5.87	
7	7	12	12	14	-	-	-	2.05	2.05	3.52	3.52	4.10	-	-	-	-	-	15.24	5.79	
7	7	12	12	12	-	-	-	2.05	2.05	3.52	3.52	3.52	-	-	-	-	-	14.66	5.50	
7	7	9	18	18	-	-	-	1.82	1.82	2.34	4.67	4.67	-	-	-	-	-	15.33	5.89	
7	7	9	14	24	-	-	-	1.79	1.79	2.30	3.57	6.12	-	-	-	-	-	15.57	5.88	
7	7	9	14	18	-	-	-	1.93	1.93	2.49	3.87	4.97	-	-	-	-	-	15.21	5.90	
7	7	9	14	14	-	-	-	2.05	2.05	2.64	4.10	4.10	-	-	-	-	-	14.94	5.65	
7	7	9	12	24	-	-	-	1.82	1.82	2.34	3.12	6.23	-	-	-	-	-	15.33	5.89	
7	7	9	12	18	-	-	-	1.96	1.96	2.53	3.37	5.05	-	-	-	-	-	14.87	5.90	
7	7	9	12	14	-	-	-	2.05	2.05	2.64	3.52	4.10	-	-	-	-	-	14.36	5.35	
7	7	9	12	12	-	-	-	2.05	2.05	2.64	3.52	3.52	-	-	-	-	-	13.78	5.05	
7	7	9	9	24	-	-	-	1.92	1.92	2.47	2.47	6.59	-	-	-	-	-	15.38	5.90	
7	7	9	9	18	-	-	-	2.05	2.05	2.64	2.64	5.27	-	-	-	-	-	14.65	5.50	
7	7	9	9	14	-	-	-	2.05	2.05	2.64	2.64	4.10	-	-	-	-	-	13.48	4.89	
7	7	9	9	12	-	-	-	2.05	2.05	2.64	2.64	3.52	-	-	-	-	-	12.90	4.57	
7	7	9	9	9	-	-	-	2.05	2.05	2.64	2.64	2.64	-	-	-	-	-	12.02	4.08	
7	7	7	18	18	-	-	-	1.91	1.91	1.91	4.91	4.91	-	-	-	-	-	15.54	5.90	
7	7	7	14	24	-	-	-	1.82	1.82	1.82	3.64	6.24	-	-	-	-	-	15.33	5.89	
7	7	7	14	18	-	-	-	1.96	1.96	1.96	3.93	5.05	-	-	-	-	-	14.87	5.90	
7	7	7	14	14	-	-	-	2.05	2.05	2.05	4.10	4.10	-	-	-	-	-	14.35	5.35	
7	7	7	12	24	-	-	-	1.91	1.91	1.91	3.28	6.54	-	-	-	-	-	15.54	5.90	
7	7	7	12	18	-	-	-	2.05	2.05	2.05	3.52	5.27	-	-	-	-	-	14.94	5.65	
7	7	7	12	14	-	-	-	2.05	2.05	2.05	3.52	4.10	-	-	-	-	-	13.77	5.05	
7	7	7	12	12	-	-	-	2.05	2.05	2.05	3.52	3.52	-	-	-	-	-	13.19	4.73	
7	7	7	9	24	-	-	-	1.95	1.95	1.95	2.51	6.68	-	-	-	-	-	15.04	5.90	
7	7	7	9	18	-															

PRODUCT LINEUP: MULTI SPLIT

MULTI SPLIT Combination Table for 8 Rooms–Cooling/Heating

8 Rooms Multi cooling

AOYG45LBT8	Combination of Indoor Unit								COOLING OPERATION										
									Cooling Capacity										Input power
									Room 1	Room 2	Room 3	Room 4	Room 5	Room 6	Room 7	Room 8	Total		
								kW	kW	kW	kW	kW	kW	kW	kW	kW	kW	kW	kW
7	9	9	9	9	18	-	-	1.79	2.30	2.30	2.30	2.30	2.30	4.59	-	-	15.57	5.88	
7	9	9	9	9	12	-	-	1.93	2.49	2.49	2.49	2.49	3.32	-	-	15.22	5.90		
7	9	9	9	9	9	-	-	2.05	2.64	2.64	2.64	2.64	2.64	-	-	15.25	5.79		
7	7	12	12	12	12	-	-	1.77	1.77	3.04	3.04	3.04	3.04	-	-	15.69	5.87		
7	7	9	12	12	14	-	-	1.79	1.79	2.30	3.07	3.07	3.57	-	-	15.57	5.88		
7	7	9	12	12	12	-	-	1.82	1.82	2.34	3.12	3.12	3.12	-	-	15.34	5.89		
7	7	9	9	14	14	-	-	1.80	1.80	2.32	2.32	3.60	3.60	-	-	15.45	5.89		
7	7	9	9	12	18	-	-	1.77	1.77	2.28	2.28	3.04	4.55	-	-	15.69	5.87		
7	7	9	9	12	14	-	-	1.83	1.83	2.36	2.36	3.15	3.67	-	-	15.21	5.90		
7	7	9	9	12	12	-	-	1.92	1.92	2.47	2.47	3.30	3.30	-	-	15.38	5.90		
7	7	9	9	9	18	-	-	1.82	1.82	2.34	2.34	2.34	4.67	-	-	15.33	5.89		
7	7	9	9	9	14	-	-	1.93	1.93	2.49	2.49	2.49	3.87	-	-	15.21	5.90		
7	7	9	9	9	12	-	-	1.96	1.96	2.53	2.53	2.53	3.37	-	-	14.88	5.90		
7	7	9	9	9	9	-	-	2.05	2.05	2.64	2.64	2.64	2.64	-	-	14.66	5.50		
7	7	7	12	14	14	-	-	1.79	1.79	1.79	3.07	3.57	3.57	-	-	15.57	5.88		
7	7	7	12	12	14	-	-	1.82	1.82	1.82	3.12	3.12	3.64	-	-	15.33	5.89		
7	7	7	12	12	12	-	-	1.91	1.91	1.91	3.28	3.28	3.28	-	-	15.55	5.90		
7	7	7	9	14	18	-	-	1.77	1.77	1.77	2.28	3.54	4.55	-	-	15.68	5.87		
7	7	7	9	14	14	-	-	1.84	1.84	1.84	2.36	3.67	3.67	-	-	15.21	5.90		
7	7	7	9	12	18	-	-	1.80	1.80	1.80	2.32	3.09	4.63	-	-	15.45	5.89		
7	7	7	9	12	14	-	-	1.92	1.92	1.92	2.47	3.30	3.84	-	-	15.38	5.90		
7	7	7	9	12	12	-	-	1.95	1.95	1.95	2.51	3.35	3.35	-	-	15.05	5.90		
7	7	7	9	9	18	-	-	1.91	1.91	1.91	2.46	2.46	4.90	-	-	15.54	5.90		
7	7	7	9	9	14	-	-	1.96	1.96	1.96	2.53	2.53	3.93	-	-	14.87	5.90		
7	7	7	9	9	12	-	-	2.05	2.05	2.05	2.64	2.64	3.52	-	-	14.95	5.65		
7	7	7	9	9	9	-	-	2.05	2.05	2.05	2.64	2.64	2.64	-	-	14.07	5.20		
7	7	7	7	14	18	-	-	1.80	1.80	1.80	1.80	3.60	4.63	-	-	15.45	5.89		
7	7	7	7	14	14	-	-	1.92	1.92	1.92	1.92	3.84	3.84	-	-	15.37	5.90		
7	7	7	7	12	18	-	-	1.84	1.84	1.84	1.84	3.15	4.72	-	-	15.21	5.90		
7	7	7	7	12	14	-	-	1.95	1.95	1.95	1.95	3.35	3.90	-	-	15.04	5.90		
7	7	7	7	12	12	-	-	2.05	2.05	2.05	2.05	3.52	3.52	-	-	15.24	5.79		
7	7	7	7	9	24	-	-	1.79	1.79	1.79	1.79	2.30	6.12	-	-	15.57	5.88		
7	7	7	7	9	18	-	-	1.93	1.93	1.93	1.93	2.49	4.97	-	-	15.21	5.90		
7	7	7	7	9	14	-	-	2.05	2.05	2.05	2.05	2.64	4.10	-	-	14.94	5.65		
7	7	7	7	9	12	-	-	2.05	2.05	2.05	2.05	2.64	3.52	-	-	14.36	5.35		
7	7	7	7	9	9	-	-	2.05	2.05	2.05	2.05	2.64	2.64	-	-	13.48	4.89		
7	7	7	7	7	24	-	-	1.82	1.82	1.82	1.82	1.82	6.24	-	-	15.33	5.89		
7	7	7	7	7	18	-	-	1.96	1.96	1.96	1.96	1.96	5.05	-	-	14.87	5.90		
7	7	7	7	7	14	-	-	2.05	2.05	2.05	2.05	2.05	4.10	-	-	14.35	5.35		
7	7	7	7	7	12	-	-	2.05	2.05	2.05	2.05	2.05	3.52	-	-	13.77	5.05		
7	7	7	7	7	9	-	-	2.05	2.05	2.05	2.05	2.05	2.64	-	-	12.89	4.57		
7	7	7	7	7	7	-	-	2.05	2.05	2.05	2.05	2.05	2.05	-	-	12.30	4.24		
7	9	9	9	9	9	-	-	1.78	2.30	2.30	2.30	2.30	2.30	2.30	-	15.57	5.88		
7	7	9	9	9	9	12	-	1.77	1.77	2.28	2.28	2.28	2.28	3.04	-	15.69	5.87		
7	7	9	9	9	9	9	-	1.82	1.82	2.34	2.34	2.34	2.34	2.34	-	15.34	5.89		
7	7	7	9	9	9	14	-	1.77	1.77	1.77	2.28	2.28	2.28	3.54	-	15.69	5.87		
7	7	7	9	9	9	12	-	1.80	1.80	1.80	2.32	2.32	2.32	3.09	-	15.45	5.89		
7	7	7	9	9	9	9	-	1.91	1.91	1.91	2.46	2.46	2.46	2.46	-	15.55	5.90		
7	7	7	7	9	12	12	-	1.79	1.79	1.79	1.79	2.30	3.07	3.07	-	15.57	5.88		
7	7	7	7	9	9	14	-	1.80	1.80	1.80	1.80	2.32	2.32	3.60	-	15.45	5.89		
7	7	7	7	9	9	12	-	1.83	1.83	1.83	1.83	2.36	2.36	3.15	-	15.21	5.90		
7	7	7	7	9	9	9	-	1.93	1.93	1.93	1.93	2.49	2.49	2.49	-	15.21	5.90		
7	7	7	7	7	12	14	-	1.79	1.79	1.79	1.79	3.07	3.57	-	-	15.57	5.88		
7	7	7	7	7	12	12	-	1.82	1.82	1.82	1.82	1.82	3.12	-	-	15.33	5.89		
7	7	7	7	7	9	18	-	1.77	1.77	1.77	1.77	1.77	2.28	4.55	-	15.68	5.87		
7	7	7	7	7	9	14	-	1.84	1.84	1.84	1.84	1.84	2.36	3.67	-	15.21	5.90		
7	7	7	7	7	9	12	-	1.92	1.92	1.92	1.92	1.92	2.47	3.30	-	15.38	5.90		
7	7	7	7	7	9	9	-	1.96	1.96	1.96	1.96	1.96	2.53	2.53	-	14.87	5.90		
7	7	7	7	7	7	18	-	1.80	1.80	1.80	1.80	1.80	1.80	4.63	-	15.45	5.89		
7	7	7	7	7	7	14	-	1.92	1.92	1.92	1.92	1.92	1.92	3.84	-	15.37	5.90		
7	7	7	7	7	7	12	-	1.95	1.95	1.95	1.95	1.95	1.95	3.35	-	15.04	5.90		
7	7	7	7	7	7	9	-	2.05	2.05	2.05	2.05	2.05	2.64	-	-	14.94	5.65		
7	7	7	7	7	7	7	-	2.05	2.05	2.05	2.05	2.05	2.05	-	-	14.35	5.35		
7	7	7	7	7	9	9	-	1.77	1.77	1.77	1.77	1.77	2.28	2.28	2.28	15.69	5.87		
7	7	7	7	7	7	9	9	1.80	1.80	1.80	1.80	1.80	1.80	2.32	2.32	15.45	5.89		
7	7	7	7	7	7	7	12	1.79	1.79	1.79	1.79	1.79	1.79	1.79	3.07	15.57	5.88		
7	7	7	7	7	7	7	9	1.84	1.84	1.84	1.84	1.84	1.84	1.84	2.36	15.21	5.90		
7	7	7	7	7	7	7	7	1.92	1.92	1.92	1.92	1.92	1.92	1.92	1.92	15.37	5.90		

Note: • Cooling capacity is based on 27°CDB/19°CWB (indoor temperature), 35°CDB (outdoor temperature)
 • Pipe Length: 5 m (Outdoor unit to Branch box), 3 m (Branch box to Indoor unit)
 • Height difference: 0 m (Outdoor unit to Indoor unit)
 • The values in this table should be used only as a guide. These values are calculated at standard conditions.
 To fix your selection of models, select them according to "Model Selection" in the D&T manual.

8 Rooms Multi heating

AOYG45LBT8	Combination of Indoor Unit								HEATING OPERATION											
									Heating Capacity										Total	Input power
									Room 1	Room 2	Room 3	Room 4	Room 5	Room 6	Room 7	Room 8	Room 1	Room 2		
2 Room	24	24	-	-	-	-	-	-	7.91	7.91	-	-	-	-	-	-	-	-	15.82	5.07
	18	24	-	-	-	-	-	-	5.86	7.91	-	-	-	-	-	-	-	-	13.77	4.21
	18	18	24	-	-	-	-	-	5.32	5.32	7.18	-	-	-	-	-	-	-	17.82	5.98
	18	18	18	-	-	-	-	-	5.79	5.79	5.79	-	-	-	-	-	-	-	17.38	5.43
	14	24	24	-	-	-	-	-	4.26	7.02	7.02	-	-	-	-	-	-	-	18.31	5.98
	14	18	24	-	-	-	-	-	4.59	5.61	7.57	-	-	-	-	-	-	-	17.77	5.70
	14	18	18	-	-	-	-	-	4.78	5.84	5.84	-	-	-	-	-	-	-	16.46	5.11
	14	14	24	-	-	-	-	-	4.75	4.75	7.82	-	-	-	-	-	-	-	17.32	5.23
	14	14	18	-	-	-	-	-	4.80	4.80	5.86	-	-	-	-	-	-	-	15.46	4.75
	14*	14*	14*	-	-	-	-	-	4.80	4.80	4.80	-	-	-	-	-	-	-	14.40	4.21
	12	24	24	-	-	-	-	-	3.58	7.15	7.15	-	-	-	-	-	-	-	17.89	5.98
	12	18	24	-	-	-	-	-	3.84	5.68	7.67	-	-	-	-	-	-	-	17.19	5.43
	12	18	18	-	-	-	-	-	3.96	5.86	5.86	-	-	-	-	-	-	-	15.68	5.07
	12	14	24	-	-	-	-	-	3.94	4.78	7.87	-	-	-	-	-	-	-	16.59	5.11
	12	14	18	-	-	-	-	-	3.96	4.80	5.86	-	-	-	-	-	-	-	14.62	4.46
12*	14*	14*	-	-	-	-	-	3.96	4.80	4.80	-	-	-	-	-	-	-	13.56	4.00	
12	12	24	-	-	-	-	-	3.96	3.96	7.91	-	-	-	-	-	-	-	15.83	5.07	
12	12	18	-	-	-	-	-	3.96	3.96	5.86	-	-	-	-	-	-	-	13.78	4.21	
9	24	24	-	-	-	-	-	2.85	7.54	7.54	-	-	-	-	-	-	-	17.93	5.87	
9	18	24	-	-	-	-	-	2.97	5.83	7.87	-	-	-	-	-	-	-	16.67	5.16	
9	18	18	-	-	-	-	-	2.99	5.86	5.86	-	-	-	-	-	-	-	14.71	4.60	
9	14	24	-	-	-	-	-	2.99	4.80	7.91	-	-	-	-	-	-	-	15.70	4.91	
9	14	18	-	-	-	-	-	2.99	4.80	5.86	-	-	-	-	-	-	-	13.65	4.10	
9	12	24	-	-	-	-	-	2.99	3.96	7.91	-	-	-	-	-	-	-	14.86	4.60	
9	12	18	-	-	-	-	-	2.99	3.96	5.86	-	-	-	-	-	-	-	12.81	3.90	
9	9	24	-	-	-	-	-	2.99	2.99	7.91	-	-	-	-	-	-	-	13.89	4.21	
7	24	24	-	-	-	-	-	2.28	7.61	7.61	-	-	-	-	-	-	-	17.51	5.56	
7	18	24	-	-	-	-	-	2.37	5.85	7.90	-	-	-	-	-	-	-	16.12	5.08	
7	18	18	-	-	-	-	-	2.37	5.86	5.86	-	-	-	-	-	-	-	14.09	4.33	
7	14	24	-	-	-	-	-	2.37	4.80	7.91	-	-	-	-	-	-	-	15.08	4.60	
7	14	18	-	-	-	-	-	2.37	4.80	5.86	-	-	-	-	-	-	-	13.03	3.90	
7	12	24	-	-	-	-	-	2.37	3.96	7.91	-	-	-	-	-	-	-	14.24	4.33	
7	9	24	-	-	-	-	-	2.37	2.99	7.91	-	-	-	-	-	-	-	13.27	4.00	
14	14	14	18	-	-	-	-	4.30	4.30	4.30	5.24	-	-	-	-	-	-	18.13	5.98	
14	14	14	14	-	-	-	-	4.55	4.55	4.55	4.55	-	-	-	-	-	-	18.20	5.70	
12	14	18	18	-	-	-	-	3.53	4.28	5.22	5.22	-	-	-	-	-	-	18.24	5.98	
12	14	14	18	-	-	-	-	3.61	4.38	4.38	5.34	-	-	-	-	-	-	17.71	5.98	
12	14	14	14	-	-	-	-	3.80	4.61	4.61	4.61	-	-	-	-	-	-	17.62	5.43	
12	12	18	18	-	-	-	-	3.59	3.59	5.32	5.32	-	-	-	-	-	-	17.82	5.38	
12	12	14	24	-	-	-	-	3.52	3.52	4.26	7.02	-	-	-	-	-	-	18.32	5.98	
12	12	14	18	-	-	-	-	3.79	3.79	4.59	5.61	-	-	-	-	-	-	17.77	5.70	
12	12	14	14	-	-	-	-	3.92	3.92	4.75	4.75	-	-	-	-	-	-	17.33	5.23	
12	12	12	24	-	-	-	-	3.58	3.58	3.58	7.15	-	-	-	-	-	-	17.90	5.98	
12	12	12	18	-	-	-	-	3.84	3.84	3.84	5.68	-	-	-	-	-	-	17.20	5.43	
12	12	12	14	-	-	-	-	3.94	3.94	3.94	4.78	-	-	-	-	-	-	16.60	5.11	
12	12	12	12	-	-	-	-	3.96	3.96	3.96	3.96	-	-	-	-	-	-	15.84	5.07	
9	14	18	18	-	-	-	-	2.72	4.37	5.33	5.33	-	-	-	-	-	-	17.76	5.98	
9	14	14	24	-	-	-	-	2.66	4.27	4.27	7.04	-	-	-	-	-	-	18.25	5.98	
9	14	14	18	-	-	-	-	2.87	4.60	4.60	5.62	-	-	-	-	-	-	17.68	5.56	
9	14	14	14	-	-	-	-	2.96	4.75	4.75	4.75	-	-	-	-	-	-	17.22	5.16	
9	12	18	18	-	-	-	-	2.86	3.78	5.60	5.60	-	-	-	-	-	-	17.84	5.87	
9	12	14	24	-	-	-	-	2.71	3.59	4.35	7.17	-	-	-	-	-	-	17.83	5.98	
9	12	14	18	-	-	-	-	2.90	3.85	4.66	5.69	-	-	-	-	-	-	17.11	5.32	
9	12	14	14	-	-	-	-	2.98	3.94	4.78	4.78	-	-	-	-	-	-	16.48	5.08	
9	12	12	24	-	-	-	-	2.85	3.77	3.77	7.54	-	-	-	-	-	-	17.94	5.87	
9	12	12	18	-	-	-	-	2.97	3.94	3.94	5.83	-	-	-	-	-	-	16.67	5.16	
9	12	12	14	-	-	-	-	2.99	3.96	3.96	4.80	-	-	-	-	-	-	15.71	4.91	
9	9	12	12	-	-	-	-	2.99	3.96	3.96	3.96	-	-	-	-	-	-	14.87	4.60	
9	9	18	24	-	-	-	-	2.71	2.71	5.30	7.16	-	-	-	-	-	-	17.88	5.98	
9	9	18	18	-	-	-	-	2.90	2.90	5.68	5.68	-	-	-	-	-	-	17.17	5.43	
9	9	14	24	-	-	-	-	2.86	2.86	4.58	7.55	-	-	-	-	-	-	17.85	5.70	
9	9	14	18	-	-	-	-	2.98	2.98	4.78	5.83	-	-	-	-	-	-	16.56	5.11	
9	9	14	14	-	-	-	-	2.99	2.99	4.80	4.80	-	-	-	-	-	-	15.58	4.75	
9	9	12	24	-	-	-	-	2.89	2.89	3.83	7.65	-	-	-	-	-	-	17.27	5.43	
9	9	12	18	-	-	-	-	2.99	2.99	3.96	5.86	-	-	-	-	-	-	15.80	5.07	
9	9	12	14	-	-	-	-	2.99	2.99	3.96	4.80	-	-	-	-	-	-	14.74	4.46	
9	9	12	12	-	-	-	-	2.99	2.99	3.96	3.96	-	-	-	-	-	-	13.90	4.21	
9	9	9	24	-	-	-	-	2.97	2.97	2.97	7.86	-	-	-	-	-	-	16.77	5.16	
9	9	9	18	-	-	-	-	2.99	2.99	2.99	5.86	-	-	-	-	-	-	14.83	4.60	
9	9	9	14	-	-	-	-	2.99	2.99	2.99	4.80	-	-	-	-	-	-	13.77	4.10	
9	9	9	12	-	-	-	-	2.99	2.99	2.99	3.96	-	-	-	-	-	-	12.93	3.90	
7	18	18	18	-	-	-	-	2.14	5.28	5.28	5.28	-	-	-	-	-	-	17.98	5.98	
7	14	18	18	-	-	-	-	2.26	4.57	5.58	5.58	-	-	-	-	-	-	17.99	5.87	
7	14	14	24	-	-	-	-	2.14	4.33	4.33	7.14	-	-	-	-	-	-	17.94	5.98	
7	14	14	18	-	-	-	-	2.29	4.65	4.65	5.67	-	-	-	-	-	-	17.26	5.32	
7	14	14	14	-	-	-	-	2.36	4.77	4.77	4.77	-	-	-	-	-	-	16.67	5.08	
7	12	18	24	-	-	-	-	2.13	3.56	5.26	7.10	-	-	-	-	-	-	18.05	5.98	
7	12	18	18	-	-	-	-	2.29	3.82	5.65	5.65	-	-	-	-	-	-	17.41	5.56	
7	12	14	24	-	-	-	-	2.25	3.76	4.56	7.52	-	-	-	-	-	-	18.09	5.87	
7	12	14	18	-	-	-	-	2.35	3.93	4.77	5.82	-	-	-	-	-	-	16.87	5.16	
7	12	14	14	-	-	-	-	2.37	3.96	4.80	4.80	-	-	-	-	-	-	15.93	4.91	
7	12	12	24	-	-	-	-	2.28	3.81	3.81	7.61	-	-	-	-	-	-	17.51	5.56	
7	12	12	18	-	-	-	-	2.37	3.96	3.96	5.85	-	-	-	-	-	-	16.13	5.08	
7	12	12	14	-	-	-	-	2.37	3.96	3.96	4.80	-	-	-	-	-	-	15.09	4.60	
7	12	12	12	-	-	-	-	2.37	3.96	3.96	3.96	-								

MULTI SPLIT Combination Table for 8 Rooms-Heating

8 Rooms Multi heating

AOYG45LBT8	Combination of Indoor Unit								HEATING OPERATION										
									Heating Capacity										Input power
									Room 1	Room 2	Room 3	Room 4	Room 5	Room 6	Room 7	Room 8	Total		
4 Room	7	7	14	18	-	-	-	-	2.37	2.37	4.80	5.86	-	-	-	-	15.40	4.75	
	7	7	14	14	-	-	-	-	2.37	2.37	4.80	4.80	-	-	-	-	14.34	4.21	
	7	7	12	24	-	-	-	-	2.36	2.36	3.94	7.87	-	-	-	-	16.53	5.11	
	7	7	12	18	-	-	-	-	2.37	2.37	3.96	5.86	-	-	-	-	14.56	4.46	
	7	7	12	14	-	-	-	-	2.37	2.37	3.96	4.80	-	-	-	-	13.50	4.00	
	7	7	9	24	-	-	-	-	2.37	2.37	2.99	7.91	-	-	-	-	15.64	4.91	
	7	7	9	18	-	-	-	-	2.37	2.37	2.99	5.86	-	-	-	-	13.59	4.10	
	7	7	7	24	-	-	-	-	2.37	2.37	2.37	7.91	-	-	-	-	15.02	4.60	
	7	7	7	18	-	-	-	-	2.37	2.37	2.37	5.86	-	-	-	-	12.97	3.90	
	12	12	12	12	14	-	-	-	3.51	3.51	3.51	3.51	4.26	-	-	-	18.32	5.98	
	12	12	12	12	12	-	-	-	3.58	3.58	3.58	3.58	3.58	-	-	-	17.90	5.98	
	9	12	12	14	14	-	-	-	2.66	3.52	3.52	4.27	4.27	-	-	-	18.26	5.98	
9	12	12	12	14	-	-	-	2.71	3.59	3.59	3.59	4.35	-	-	-	17.84	5.98		
9	12	12	12	12	-	-	-	2.85	3.77	3.77	3.77	3.77	-	-	-	17.95	5.87		
9	9	14	14	14	-	-	-	2.67	2.67	4.28	4.28	4.28	-	-	-	18.19	5.98		
9	9	12	14	18	-	-	-	2.66	2.66	3.52	4.26	5.21	-	-	-	18.30	5.98		
9	9	12	14	14	-	-	-	2.72	2.72	3.60	4.37	4.37	-	-	-	17.77	5.98		
9	9	12	12	18	-	-	-	2.71	2.71	3.58	3.58	5.30	-	-	-	17.88	5.98		
9	9	12	12	14	-	-	-	2.86	2.86	3.78	3.78	4.58	-	-	-	17.86	5.70		
9	9	12	12	12	-	-	-	2.89	2.89	3.83	3.83	3.83	-	-	-	17.28	5.43		
9	9	9	14	18	-	-	-	2.71	2.71	2.71	4.36	5.32	-	-	-	17.82	5.98		
9	9	9	12	14	-	-	-	2.86	2.86	2.86	4.59	4.59	-	-	-	17.77	5.56		
9	9	9	12	18	-	-	-	2.85	2.85	2.85	3.78	5.59	-	-	-	17.92	5.87		
9	9	9	12	14	-	-	-	2.90	2.90	2.90	3.84	4.65	-	-	-	17.19	5.32		
9	9	9	12	12	-	-	-	2.97	2.97	2.97	3.93	3.93	-	-	-	16.78	5.16		
9	9	9	9	24	-	-	-	2.70	2.70	2.70	2.70	7.14	-	-	-	17.94	5.98		
9	9	9	9	18	-	-	-	2.89	2.89	2.89	2.89	5.67	-	-	-	17.25	5.43		
9	9	9	9	14	-	-	-	2.97	2.97	2.97	2.97	4.77	-	-	-	16.67	5.11		
9	9	9	9	12	-	-	-	2.99	2.99	2.99	2.99	3.96	-	-	-	15.92	5.07		
9	9	9	9	9	-	-	-	2.99	2.99	2.99	2.99	2.99	-	-	-	14.95	4.60		
5 Room	7	12	14	14	14	-	-	-	2.10	3.51	4.25	4.25	4.25	-	-	-	18.37	5.98	
	7	12	12	14	14	-	-	-	2.14	3.57	3.57	4.33	4.33	-	-	-	17.95	5.98	
	7	12	12	12	18	-	-	-	2.13	3.56	3.56	3.56	5.26	-	-	-	18.06	5.98	
	7	12	12	12	14	-	-	-	2.25	3.76	3.76	3.76	4.56	-	-	-	18.10	5.87	
	7	12	12	12	12	-	-	-	2.28	3.81	3.81	3.81	3.81	-	-	-	17.52	5.56	
	7	9	14	14	18	-	-	-	2.09	2.64	4.24	4.24	5.18	-	-	-	18.40	5.98	
	7	9	14	14	14	-	-	-	2.14	2.71	4.34	4.34	4.34	-	-	-	17.88	5.98	
	7	9	12	14	18	-	-	-	2.13	2.69	3.57	4.32	5.28	-	-	-	17.99	5.98	
	7	9	12	14	14	-	-	-	2.26	2.85	3.77	4.57	4.57	-	-	-	18.71	5.70	
	7	9	12	12	18	-	-	-	2.25	2.84	3.76	3.76	5.36	-	-	-	18.16	5.98	
	7	9	12	12	14	-	-	-	2.28	2.88	3.82	3.82	4.63	-	-	-	17.43	5.43	
	7	9	12	12	12	-	-	-	2.35	2.96	3.92	3.92	3.92	-	-	-	17.09	5.23	
	7	9	9	18	18	-	-	-	2.13	2.69	2.69	5.27	5.27	-	-	-	18.04	5.98	
	7	9	9	14	18	-	-	-	2.25	2.84	2.84	4.56	5.57	-	-	-	18.07	5.87	
	7	9	9	14	14	-	-	-	2.29	2.89	2.89	4.64	4.64	-	-	-	17.34	5.32	
	7	9	9	12	24	-	-	-	2.12	2.68	2.68	3.55	7.08	-	-	-	18.11	5.98	
	7	9	9	12	18	-	-	-	2.28	2.88	2.88	3.81	5.64	-	-	-	17.49	5.56	
	7	9	9	12	14	-	-	-	2.35	2.97	2.97	3.93	4.76	-	-	-	16.97	5.16	
	7	9	9	12	12	-	-	-	2.37	2.98	2.98	3.95	3.95	-	-	-	16.24	5.08	
	7	9	9	9	24	-	-	-	2.17	2.74	2.74	2.74	7.24	-	-	-	17.63	5.98	
	7	9	9	9	18	-	-	-	2.35	2.96	2.96	2.96	5.81	-	-	-	17.05	5.23	
	7	9	9	9	14	-	-	-	2.37	2.99	2.99	2.99	4.79	-	-	-	16.12	5.07	
	7	9	9	9	12	-	-	-	2.37	2.99	2.99	2.99	3.96	-	-	-	15.30	4.75	
	7	9	9	9	9	-	-	-	2.37	2.99	2.99	2.99	2.99	-	-	-	14.33	4.33	
	7	7	14	14	18	-	-	-	2.12	2.12	4.30	4.30	5.25	-	-	-	18.10	5.98	
	7	7	14	14	14	-	-	-	2.25	2.25	4.35	4.55	4.55	-	-	-	18.16	5.70	
	7	7	12	18	18	-	-	-	2.11	2.11	3.53	5.23	5.23	-	-	-	18.21	5.98	
	7	7	12	14	18	-	-	-	2.16	2.16	3.62	4.38	5.35	-	-	-	17.68	5.98	
	7	7	12	14	14	-	-	-	2.28	2.28	3.80	4.61	4.61	-	-	-	17.58	5.43	
	7	7	12	12	24	-	-	-	2.11	2.11	3.52	3.52	7.03	-	-	-	18.29	5.98	
	7	7	12	12	14	-	-	-	2.35	2.35	3.92	3.92	4.75	-	-	-	17.28	5.23	
	7	7	12	12	12	-	-	-	2.36	2.36	3.94	3.94	3.94	-	-	-	16.54	5.11	
	7	7	9	18	18	-	-	-	2.16	2.16	2.72	5.34	5.34	-	-	-	17.73	5.98	
	7	7	9	14	24	-	-	-	2.11	2.11	2.67	4.28	7.05	-	-	-	18.22	5.98	
	7	7	9	14	18	-	-	-	2.27	2.27	2.87	4.61	5.62	-	-	-	17.64	5.56	
	7	7	9	14	14	-	-	-	2.35	2.35	2.96	4.75	4.75	-	-	-	17.16	5.16	
	7	7	9	12	24	-	-	-	2.15	2.15	2.72	3.60	7.18	-	-	-	17.80	5.98	
	7	7	9	12	18	-	-	-	2.34	2.34	2.96	3.92	5.80	-	-	-	17.36	5.32	
	7	7	9	12	14	-	-	-	2.36	2.36	2.98	3.95	4.78	-	-	-	16.43	5.08	
	7	7	9	12	12	-	-	-	2.37	2.37	2.99	3.96	3.96	-	-	-	15.65	4.91	
	7	7	9	9	24	-	-	-	2.27	2.27	2.86	2.86	7.56	-	-	-	17.81	5.70	
	7	7	9	9	18	-	-	-	2.36	2.36	2.98	2.98	5.83	-	-	-	16.51	5.11	
	7	7	9	9	14	-	-	-	2.37	2.37	2.99	2.99	4.80	-	-	-	15.52	4.75	
	7	7	9	9	12	-	-	-	2.37	2.37	2.99	2.99	3.96	-	-	-	14.68	4.46	
	7	7	9	9	9	-	-	-	2.37	2.37	2.99	2.99	2.99	-	-	-	13.71	4.10	
	7	7	7	18	18	-	-	-	2.26	2.26	2.26	5.58	5.58	-	-	-	17.95	5.87	
	7	7	7	14	24	-	-	-	2.14	2.14	2.14	4.34	7.15	-	-	-	17.91	5.98	
	7	7	7	14	18	-	-	-	2.30	2.30	2.30	4.65	5.68	-	-	-	17.22	5.32	
	7	7	7	14	14	-	-	-	2.36	2.36	2.36	4.77	4.77	-	-	-	16.62	5.08	
	7	7	7	12	24	-	-	-	2.25	2.25	2.25	3.77	7.52	-	-	-	18.05	5.87	
	7	7	7	12	18	-	-	-	2.35	2.35	2.35	3.93	5.82	-	-	-	16.81	5.16	
	7	7	7	12	14	-	-	-	2.37	2.37	2.37	3.96	4.80	-	-	-	15.87	4.91	
7	7	7	12	12	-	-	-	2.37	2.37	2.37	3.96	3.96	-	-	-	15.03	4.60		
7	7	7	9	24	-	-	-	2.29	2.29	2.29	2.89	7.63	-	-	-	17.38	5.43		
7	7	7	9	18	-	-	-	2.37	2.37	2.37	2.99	5.86	-	-	-	15.96	5.07		
7	7	7	9	14	-	-	-	2.37	2.37	2.37	2.99	4.80	-	-	-	14.90	4.46		
7	7	7	9	12	-	-	-	2.37	2.37	2.37	2.99	3.96	-	-	-	14.06	4.21		
7	7	7	9	9	-	-	-	2.37	2.37	2.37	2.99	2.99	-	-	-	13.09	3.90		
7	7	7	7																

8 Rooms Multi heating






























































AOYG45LBT8	Combination of Indoor Unit								HEATING OPERATION											
									Heating Capacity										Total	Input power
									Room 1	Room 2	Room 3	Room 4	Room 5	Room 6	Room 7	Room 8	Room 1	Room 2		
kW	kW	kW	kW	kW	kW	kW	kW	kW	kW	kW	kW	kW	kW	kW	kW	kW	kW			
	7	9	9	9	9	18	-	-	2.12	2.68	2.68	2.68	2.68	2.68	5.25	-	-	18.10	5.98	
	7	9	9	9	9	12	-	-	2.28	2.87	2.87	2.87	2.87	3.81	-	-	17.57	5.56		
	7	9	9	9	9	9	-	-	2.35	2.96	2.96	2.96	2.96	2.96	-	-	17.16	5.23		
	7	7	12	12	12	12	-	-	2.11	2.11	3.52	3.52	3.52	3.52	-	-	18.29	5.98		
	7	7	9	12	12	14	-	-	2.15	2.15	2.66	3.53	3.53	4.28	-	-	18.23	5.98		
	7	7	9	9	14	14	-	-	2.15	2.15	2.71	3.60	3.60	3.60	-	-	17.81	5.98		
	7	7	9	9	14	14	-	-	2.12	2.12	2.67	2.67	4.29	4.29	-	-	18.16	5.98		
	7	7	9	9	12	18	-	-	2.11	2.11	2.66	2.66	3.52	5.21	-	-	18.27	5.98		
	7	7	9	9	12	14	-	-	2.16	2.16	2.72	2.72	3.61	4.37	-	-	17.74	5.98		
	7	7	9	9	12	12	-	-	2.27	2.27	2.86	2.86	3.78	3.78	-	-	17.82	5.70		
	7	7	9	9	9	18	-	-	2.15	2.15	2.72	2.72	2.72	5.33	-	-	17.79	5.98		
	7	7	9	9	9	14	-	-	2.27	2.27	2.86	2.86	2.86	4.60	-	-	17.73	5.56		
	7	7	9	9	9	12	-	-	2.30	2.30	2.90	2.90	2.90	3.84	-	-	17.15	5.32		
	7	7	9	9	9	9	-	-	2.36	2.36	2.97	2.97	2.97	2.97	-	-	16.61	5.11		
	7	7	7	12	14	14	-	-	2.10	2.10	2.10	3.51	4.26	4.26	-	-	18.34	5.98		
	7	7	7	12	12	14	-	-	2.14	2.14	2.14	3.58	3.58	4.34	-	-	17.92	5.98		
	7	7	7	12	12	12	-	-	2.25	2.25	2.25	3.77	3.77	3.77	-	-	18.06	5.87		
	7	7	7	9	14	18	-	-	2.10	2.10	2.10	2.65	4.25	5.19	-	-	18.38	5.98		
	7	7	7	9	14	14	-	-	2.15	2.15	2.15	2.71	4.35	4.35	-	-	17.85	5.98		
	7	7	7	9	12	18	-	-	2.14	2.14	2.14	2.70	3.57	5.28	-	-	17.96	5.98		
	7	7	7	9	12	14	-	-	2.26	2.26	2.26	2.85	3.77	4.57	-	-	17.97	5.70		
	7	7	7	9	12	12	-	-	2.29	2.29	2.29	2.89	3.82	3.82	-	-	17.39	5.43		
	7	7	7	9	18	-	-	-	2.25	2.25	2.25	2.84	2.84	5.57	-	-	18.03	5.87		
	7	7	7	9	9	14	-	-	2.29	2.29	2.29	2.89	2.89	4.64	-	-	17.30	5.32		
	7	7	7	9	9	12	-	-	2.35	2.35	2.35	2.97	2.97	3.93	-	-	16.92	5.16		
	7	7	7	9	9	9	-	-	2.37	2.37	2.37	2.99	2.99	2.99	-	-	16.07	5.07		
	7	7	7	7	14	18	-	-	2.13	2.13	2.13	2.13	4.31	5.26	-	-	18.07	5.98		
	7	7	7	7	14	14	-	-	2.25	2.25	2.25	2.25	4.56	4.56	-	-	18.12	5.70		
	7	7	7	7	12	18	-	-	2.17	2.17	2.17	2.17	3.62	5.36	-	-	17.65	5.98		
	7	7	7	7	12	14	-	-	2.28	2.28	2.28	2.28	3.81	4.62	-	-	17.54	5.43		
	7	7	7	7	12	12	-	-	2.35	2.35	2.35	2.35	3.92	3.92	-	-	17.23	5.23		
	7	7	7	7	9	24	-	-	2.12	2.12	2.12	2.12	2.67	7.06	-	-	18.19	5.98		
	7	7	7	7	9	18	-	-	2.28	2.28	2.28	2.28	2.87	5.63	-	-	17.60	5.56		
	7	7	7	7	9	14	-	-	2.35	2.35	2.35	2.35	2.96	4.76	-	-	17.11	5.16		
	7	7	7	7	9	12	-	-	2.36	2.36	2.36	2.36	2.98	3.95	-	-	16.38	5.08		
	7	7	7	7	9	9	-	-	2.37	2.37	2.37	2.37	2.99	2.99	-	-	15.46	4.75		
	7	7	7	7	7	24	-	-	2.14	2.14	2.14	2.14	2.14	7.16	-	-	17.88	5.98		
	7	7	7	7	7	18	-	-	2.30	2.30	2.30	2.30	2.30	5.68	-	-	17.18	5.32		
	7	7	7	7	7	14	-	-	2.36	2.36	2.36	2.36	2.36	4.78	-	-	16.57	5.08		
	7	7	7	7	7	12	-	-	2.37	2.37	2.37	2.37	2.37	3.96	-	-	15.81	4.91		
	7	7	7	7	7	9	-	-	2.37	2.37	2.37	2.37	2.37	2.99	-	-	14.84	4.46		
	7	7	7	7	7	7	-	-	2.37	2.37	2.37	2.37	2.37	2.37	-	-	14.22	4.21		
	7	9	9	9	9	9	-	-	2.12	2.67	2.67	2.67	2.67	2.67	2.67	-	18.16	5.98		
	7	7	9	9	9	9	12	-	2.10	2.10	2.65	2.65	2.65	2.65	3.51	-	18.33	5.98		
	7	7	9	9	9	9	9	-	2.15	2.15	2.71	2.71	2.71	2.71	-	-	17.85	5.98		
	7	7	7	9	9	9	14	-	2.09	2.09	2.09	2.63	2.63	4.23	-	-	18.40	5.98		
	7	7	7	9	9	9	12	-	2.13	2.13	2.13	2.69	2.69	3.56	-	-	18.02	5.98		
	7	7	7	9	9	9	9	-	2.25	2.25	2.25	2.84	2.84	2.84	-	-	18.11	5.87		
	7	7	7	7	9	12	-	-	2.11	2.11	2.11	2.11	2.67	3.53	3.53	-	18.20	5.98		
	7	7	7	7	9	9	14	-	2.12	2.12	2.12	2.12	2.68	2.68	4.30	-	18.13	5.98		
	7	7	7	7	9	9	12	-	2.16	2.16	2.16	2.16	2.73	2.73	3.61	-	17.71	5.98		
	7	7	7	7	9	9	9	-	2.27	2.27	2.27	2.27	2.87	2.87	2.87	-	17.68	5.56		
	7	7	7	7	7	12	14	-	2.10	2.10	2.10	2.10	2.10	3.52	4.26	-	18.31	5.98		
	7	7	7	7	7	12	12	-	2.14	2.14	2.14	2.14	2.14	3.58	3.58	-	17.89	5.98		
	7	7	7	7	7	9	18	-	2.10	2.10	2.10	2.10	2.10	2.65	5.19	-	18.35	5.98		
	7	7	7	7	7	9	14	-	2.15	2.15	2.15	2.15	2.15	2.71	4.36	-	17.82	5.98		
	7	7	7	7	7	14	-	-	2.26	2.26	2.26	2.26	2.26	2.85	3.78	-	17.93	5.70		
	7	7	7	7	7	9	9	-	2.29	2.29	2.29	2.29	2.29	2.89	2.89	-	17.26	5.32		
	7	7	7	7	7	7	18	-	2.13	2.13	2.13	2.13	2.13	2.13	5.26	-	18.04	5.98		
	7	7	7	7	7	7	14	-	2.25	2.25	2.25	2.25	2.25	2.25	4.56	-	18.08	5.70		
	7	7	7	7	7	7	12	-	2.28	2.28	2.28	2.28	2.28	2.28	3.81	-	17.50	5.43		
	7	7	7	7	7	7	9	-	2.35	2.35	2.35	2.35	2.35	2.35	2.96	-	17.06	5.16		
	7	7	7	7	7	7	7	-	2.36	2.36	2.36	2.36	2.36	2.36	2.36	-	16.52	5.08		
	7	7	7	7	7	9	9	9	2.09	2.09	2.09	2.09	2.09	2.64	2.64	2.64	18.40	5.98		
	7	7	7	7	7	7	9	9	2.12	2.12	2.12	2.12	2.12	2.12	2.68	2.68	18.10	5.98		
	7	7	7	7	7	7	7	12	2.11	2.11	2.11	2.11	2.11	2.11	2.11	3.52	18.28	5.98		
	7	7	7	7	7	7	7	9	2.15	2.15	2.15	2.15	2.15	2.15	2.15	2.72	17.79	5.98		
	7	7	7	7	7	7	7	7	2.25	2.25	2.25	2.25	2.25	2.25	2.25	2.25	18.04	5.70		

Note:

- Heating capacity is based on 20°CDB (indoor temperature), 7°CDB/6°CWB (outdoor temperature)
- Pipe Length: 5 m (Outdoor unit to Branch box), 3 m (Branch box to Indoor unit)
- Height difference: 0 m (Outdoor unit to Indoor unit)
- The values in this table should be used only as a guide. These values are calculated at standard conditions.


To fix your selection of models, select them according to "Model Selection" in the D&T manual.

Feature Summary

Type	Wall Mounted										
	Series	Flagship Range	Designer Range	Standard Range	ECO Range	Designer Range		Standard Range		ECO Range	
											
Model No.		ASYG 09/12 KXCA	ASYG 07/09/12/14 KGTA	ASYG 07/09/12/14 KMTA	ASYG 18/24 KLCA	ASYG 09/12 LTCA	ASYG 07/09/12/14 LUCA	ASYG 07/09/12/14 LMCE	ASYG 18/30 LFCA, ASYG24 LFCC	ASYG 30/36 LMTA	ASYG 07/09/12 LLCE
							 	 	 		
Energy Saving Function	 Dual side fans	●									
	 Save human sensor	●	●			●				●	
	 Save & Stop human sensor										
	 Economy mode	●	●	●	●	●	●	●	●	●	●
	 Room temperature set point limitation		○	○		○	○	○	○	○	
	 Set temperature auto return		○	○		○	○	○	○	○	
Comfortable Function	 Powerful heating					●					
	 Power diffuser	●						●	●		
	 Server room operation									●	
	 Powerful mode	●	●	●	●	●	●	●	●	●	●
	 10°C HEAT operation	●	●	●		●	●	●	●	●	
	 Low noise mode	●	●	●		●	●	●		●	
	 Auto-changeover	●	●	●	●	●	●	●	●	●	●
	 Up/down swing flaps		●	●	●	●	●	●			●
	 Double swing automatic	●							●	●	
	 Automatic fan speed	●	●	●	●	●	●	●	●	●	●
	 Auto restart	●	●	●	●	●	●	●	●	●	●
	 Connectable fresh air duct										
	 Fresh air intake										
	 Connectable distributing duct										
	 Individual airflow direction control										
	Convenient Function	 Auto off timer		○	○		○	○	○	○	○
 Sleep timer		●	●	●	●	●	●	●	●	●	●
 Program timer		●	●	●	●	●	●	●	●	●	●
 Weekly timer			●	○		●	●			●	
 Weekly + setback timer			○	○		○	○	○	○	○	
 Filter sign			●	●	●	●	●	●	●	●	●
 External error output			○	○		○	○	○	○	○	
 External ON/OFF input			○	○		○	○	○	○	○	
 Wireless LAN control	●	○	○		○	○	○	○	○		
Clean Function	 Plasma air clean	●									
	 Filter auto clean	●									
	 Ion deodorization filter		○	○		●	●	●	●	●	
	 Apple-catechin filter		○	○		●	●	●	●	●	
	 Long life filter										
	 Washable panel				●			●	●		●
Installation	 Automatic airflow adjustment										
	 Drain pump as standard										
	 Blue fin								● (30)	●	

Cassette			Duct						Floor	Floor/Ceiling	Ceiling
Compact 4-way Flow	Circular Flow	4-way Flow	Mini (With drain pump)	Slim (With drain pump)	Medium Static Pressure		High Static Pressure	Big			ECO Range
AUYG 07/09/12/14/18 LVLB, AUYG 22/24LVLA	AUXG 18/24/30/ 36/45/54 LRLB	AUYG 30/36LRLE, AUYG 36/45/54 LRLA	ARYG 07/09/ 12/14/18 LSLAP	ARYG 07/09/ 12/14/18 LLTB	ARYG 12/14/18/ 24/30/36/ 45/54 LHTBP	ARYG 22/24/36/ 45LMLA, ARYG 30/36LMLE	ARYG 45/54/60 LHTA	ARYG 72/90 LHTA	AGYG 09/12/14 LVCA	ABYG 14/18LVTB, ABYG 22/24LVTA	ABYG 30/36 LRTE, ABYG 36/45/54 LRTA
	○										
●	●	●	●	●	●	●	●	●	●	●	●
○	●	○	●	○	●	○	○	●	○	○	○
○	●	○	●	○	●	○	○	●	○	○	○
●	○	○	○	○	○	○	○ (60)	○	●	●	●
	○ (45/54)				○ (45/54)	○ (45)(36LMLA)	○	○			○ (45/54)(36LRTA)
●	●	●	●	●	●	●	●	●	●	●	●
●	●	●	○	○					●		
●	●	●	●	●	●	●	●	●	●	●	●
●	●	●	●	●	●	●	●	●	●	●	●
○	●	●			●	●					●
○	○	○		○	○	○	○	○			○
	●	●				●					
	●										
○	●	○	●	○	●	○	○	●	○	○	○
●	○	○	○	○	○	○	○ (60)	○	●	●	●
●	○	○	○	○	○	○	○ (60)	○	●	●	●
	●		●		●			●			
○		●		●		●	●		○	○	○
●	●	●	●	●	●	●	●	●	●	●	●
	○		○		○			○			
○	●	○	●	○	●	○	○	●	○	○	○
○	○	○	○	○	○	○	○	○	○	○	○
									●		
									●		
					○	○	○ (60)	○	●		
					●			●			
●	●	●	●	●	●	○		○			○
	● (30/36/45/54)	● (45/54)			● (30/36/45/54)	● (45)	●	●			● (45)

○: Optional function



PRODUCT LINEUP

VRF

For LIGHT COMMERCIAL
& RESIDENTIAL,
COMMERCIAL





AIRSTAGE™ VRF Systems can be designed to create an air conditioning solution to suit most buildings requirements.

AIRSTAGE™ VRF Systems can be designed to effectively provide an air conditioning solution from a large domestic residence through to a large scale commercial building.

AIRSTAGE™

- 138 AIRSTAGE™ J-Series OVERVIEW
- 140 AIRSTAGE™ V-Series OVERVIEW
- 142 VRF Outdoor Units Lineup
- 144 CORE TECHNOLOGY



AIRSTAGE™ J-Series

- 150 AIRSTAGE™ J-III L
- 154 AIRSTAGE™ J-III
- 156 AIRSTAGE™ J-III S



AIRSTAGE™ V-Series

- 158 AIRSTAGE™ VR-II
- 162 AIRSTAGE™ V-III
- 166 AIRSTAGE™ V-III Tropical

VRF INDOOR UNITS

- 170 VRF Indoor Units Lineup
- 172 NEW INDOOR UNITS
 - Compact Cassette Grid Type
 - Wall Mounted
- 174 VRF Indoor Units Specifications



VENTILATION

- 180 VENTILATION Lineup
- 182 Energy Recovery Ventilator
- 184 DX-Kit for Air Handling Application



FUJITSU GENERAL (Euro) GmbH participates in the ECP programme for AIR CONDITIONERS. Check ongoing validity of certificate: www.eurovent-certification.com
* Models so marked are not ECC certified.

AIRSTAGE™ J-Series OVERVIEW

Fujitsu General provides air conditioning systems for a wide range of applications from small office buildings and hotels to large stores, houses.



AIRSTAGE™ J-III L

J-III L is an outdoor unit with a slim design offering a high degree of freedom of installation that is recommended for mid-size office buildings and hotels. Furthermore, you can connect up to 40* indoor units with newly added 14/16 HP model. 14/16 HP model is also ideal for hospitals and educational facilities with many rooms. (*: 16 HP model)

Slim Outdoor Unit

Although this is a 14/16 HP model that can handle slightly larger properties, it has a slim depth of 480 mm. This model can be introduced and installed even in limited spaces.

Small room application

Up to 30-40 indoor units can be connected by the optimum heat exchanger structure. Available to various small rooms.


Top Class Low Operating Sound

Top class low operating sound is realized. Highly suited to densely populated areas thanks to their low operating sound.



14/16 HP models

8-12 HP models



AIRSTAGE™ J-III

J-III improves the system with up to 13 indoor units. This model is suitable for small buildings that bring together small stores.

High Energy Efficiency

Heat pump inverter control is used to achieve an efficient cooling and heating operation in any indoor unit combination.

Flexible systems for small- and medium-size buildings air conditioning

Space saving design and long piping design allow for flexible installation on the roofs or balconies of small and medium-size buildings. Multiple indoor units of various capacities and types can be connected.



AIRSTAGE™ J-IIS

J-IIS has a compact design with a height of 998 mm that does not obstruct visibility even when installed near waist-high windows. This model is also ideal for large houses, retail stores and other properties.

Space saving and low sound level design

Economical individual air conditioning is realized by ALL-DC technology, large capacity DC twin rotary compressor, and 3-row heat exchanger though the size is compact.

Flexible systems for homes, shops, small-size buildings air conditioning

Due to compact size design and flexible piping design, J-IIS series can be installed easily at the place where the installation space is limited such as homes, shops, and small offices. Multiple indoor units of various capacities and types can be connected.



AIRSTAGE™ V-Series OVERVIEW

AIRSTAGE™ V-Series Systems can be designed to effectively provide an air conditioning solution from a large domestic residence through to a large scale commercial building.



AIRSTAGE™ VR-II

Smart and cutting edge design. Extensive lineup from 8 HP to 48 HP in 2 HP increment. Connectable indoor unit capacity ratio up to 150%

Simultaneous cooling and heating operation using 1 refrigerant system

Cooling and heating can be freely selected for each indoor unit to provide simultaneous cooling and heating in the rooms with large temperature differences, etc.

Annual cooling operation

Use annual cooling operation for the rooms and other spaces that require constant temperature control throughout the year.

Handles changes in the temperature difference

The operation mode can be freely changed when there are large temperature differences during the day, such as between seasons.

AIRSTAGE™ V-III

Smart and cutting edge design. Extensive lineup from 8 HP to 54 HP in 2 HP increment. Connectable indoor unit capacity ratio up to 150%

Excellent energy saving

Heat pump inverter type realizes the highly energy saving air conditioning for individual cooling and heating operation by all inverter technology for seasonal efficiency.

High design flexibility for various building air conditioning

High design flexibly meets the various needs of high-rise building air conditioning such as outdoor unit roof top concentrated installation and each floor installation by large capacity combination, sufficient connection capacity, and high static pressure design.

Easy installation and maintenance

The flexible communication method and piping connections make installation and maintenance easy even for large systems.



Energy saving technology that boosted operation efficiency



AIRSTAGE™ V-III

Fujitsu General tropical VRF is designed for tropical weather. Extensive lineup from 8 HP to 54 HP in 2 HP increment. Connectable indoor unit capacity ratio up to 130%

High ambient operation design

Possible to operate cooling up to 52°C outdoor temperature

Powerful cooling capacity design

Keeping high cooling power at even high ambient temperature

Anti-corrosion treatment design

All metallic and PCB components are protected against corrosion



1 Powerful large propeller fan

By using CFD*¹ technology, a newly designed fan achieves high performance and low noise operation.

*1. CFD = Computational Fluid Dynamics

2 3 phase DC fan motor

Efficiency is substantially improved by high efficient motor with sophisticated driver control. In addition, low noise is realized by DC fan motor.

3 Sine-wave DC inverter control

High efficiency is realized by adoption of reduced switching loss IPM.

4 4-face heat exchanger

Heat exchange efficiency is significantly improved by the introduction of a new 4-face heat exchanger that increases effective surface area.

5 Subcool heat exchanger

High Heat Exchange efficiency is achieved by using an internal projection shape double pipe construction.

6 High efficient and large capacity DC inverter compressor

Large capacity high efficient DC twin rotary compressor with excellent intermediate capability.

7 Front intake port (Corner cut air inlet structure)

In multiple outdoor unit installations, the unique front intake design improves airflow into the Heat Exchanger.



PRODUCT LINEUP: VRF

VRF Outdoor Units Lineup



Capacity (kW)	12.1	14.0	15.1-15.5	22.4	28.0	33.5	40.0	45.0	50.4	55.9	61.5	67.0	73.5
HP	4	5	6	8	10	12	14	16	18	20	22	24	26
J-III Series Page 150~													
				AJY072 LELAH	AJY090 LELAH	AJY108 LELAH	AJY126 LELAH	AJY144 LELAH					
J-III Series Page 154													
	AJY040 LBLAH, AJY040 LELAH	AJY040 LBLAH, AJY040 LELAH	AJY054 LBLAH, AJY054 LELAH										
J-IIS Series Page 156													
	AJY040 LCLAH	AJY045 LCLAH	AJY054 LCLAH										
VR-II Series Heat Recovery	Space Saving Page 158~												
	Set Model			AJYA72 GALH	AJYA90 GALH	AJY108 GALH	AJY126 GALH	AJY144 GALH	AJY162 GALH	AJY180 GALH	AJY198 GALH	AJY216 GALH	AJY234 GALH
V-III Series Heat Pump	Energy Efficiency Page 158~												
	Set Model						AJY144 GALHH	AJY198 GALHH	AJY216 GALHH	AJY234 GALHH			
V-III Series Heat Pump	Space Saving Page 162~												
	Set Model			AJY072 LALBH	AJY090 LALBH	AJY108 LALBH	AJY126 LALBH	AJY144 LALBH	AJY162 LALBH	AJY180 LALBH	AJY198 LALBH	AJY216 LALBH	AJY234 LALBH
V-III Tropical Series Heat Pump	Energy Efficiency Page 162~												
	Set Model						AJY144 LALBHH	AJY162 LALBHH	AJY180 LALBHH	AJY216 LALBHH	AJY234 LALBHH		
V-III Tropical Series Heat Pump	Space Saving Page 166~												
	Set Model			AJY072 LNLBH	AJY090 LNLBH	AJY108 LNLBH	AJY126 LNLBH	AJY144 LNLBH	AJY162 LNLBH	AJY180 LNLBH	AJY198 LNLBH	AJY216 LNLBH	AJY234 LNLBH
V-III Tropical Series Heat Pump	Energy Efficiency Page 166~												
	Set Model						AJY144 LNLBHH	AJY162 LNLBHH	AJY180 LNLBHH	AJY216 LNLBHH	AJY234 LNLBHH		

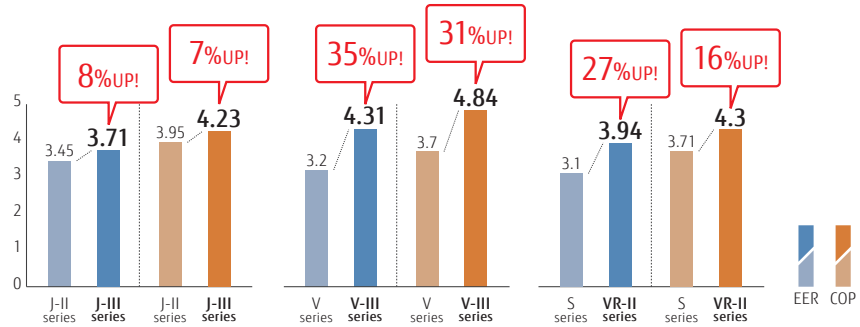
78.5 28	85.0 30	90.0 32	95.0 34	100.5 36	107.0 38	112.0 40	118.5 42	123.5 44	130.0 46	135.0 48	140.0 50	145.0 52	150.0 54
AJY252 GALH	AJY270 GALH	AJY288 GALH	AJY306 GALH	AJY324 GALH	AJY342 GALH	AJY360 GALH	AJY378 GALH	AJY396 GALH	AJY414 GALH	AJY432 GALH			
AJY252 GALHH	AJY270 GALHH	AJY288 GALHH	AJY306 GALHH	AJY324 GALHH	AJY342 GALHH	AJY360 GALHH	AJY378 GALHH	AJY396 GALHH					
AJY252 LALBH	AJY270 LALBH	AJY288 LALBH	AJY306 LALBH	AJY324 LALBH	AJY342 LALBH	AJY360 LALBH	AJY378 LALBH	AJY396 LALBH	AJY414 LALBH	AJY432 LALBH	AJY450 LALBH	AJY468 LALBH	AJY486 LALBH
AJY252 LALBHH	AJY270 LALBHH	AJY288 LALBHH	AJY306 LALBHH	AJY324 LALBHH	AJY342 LALBHH	AJY360 LALBHH	AJY378 LALBHH	AJY396 LALBHH	AJY414 LALBHH				
AJY252 LNLBH	AJY270 LNLBH	AJY288 LNLBH	AJY306 LNLBH	AJY324 LNLBH	AJY342 LNLBH	AJY360 LNLBH	AJY378 LNLBH	AJY396 LNLBH	AJY414 LNLBH	AJY432 LNLBH	AJY450 LNLBH	AJY468 LNLBH	AJY486 LNLBH
AJY252 LNLBHH	AJY270 LNLBHH	AJY288 LNLBHH	AJY306 LNLBHH	AJY324 LNLBHH	AJY342 LNLBHH	AJY360 LNLBHH	AJY378 LNLBHH	AJY396 LNLBHH	AJY414 LNLBHH				

CORE TECHNOLOGY

for AIRSTAGE™ J-Series & V-Series

High Energy Efficiency

Efficiency is improved significantly by using DC twin rotary compressor, inverter technology, and large heat exchanger



Heat Pump (6 HP)



Heat Pump (8 HP)



Heat Recovery (10 HP)

High Efficiency Technology

AIRSTAGE™ J-III L



High efficiency design with top class SEER/SCOP

All small VRF series including new J-III L series have DC technology to realize the high efficiency operation. This enhances the durability and reliability of small VRF series.



Low ambient operation

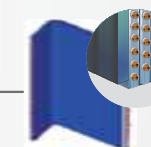
Refrigeration cycle technology allows cooling operation even at -15°C.



DC Fan motor



Subcool heat exchanger



Large heat exchanger



Energy Saving Function



Economy operation

Economy operation can be set by remote controller. The temperature setting is offset automatically over a certain period of time.



Room temperature set point limitation

The minimum and maximum temperature ranges can be limited, which provide further energy saving while maintaining the comfort of the occupants.



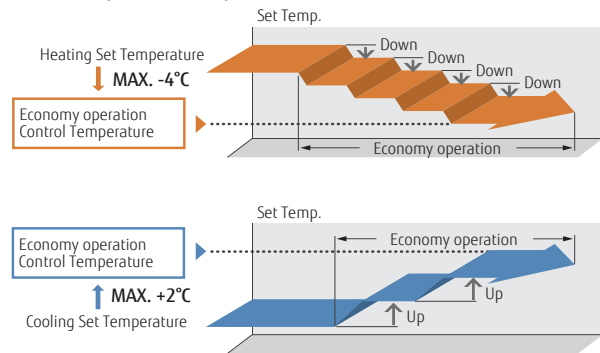
Auto-off timer

- The indoor unit automatically is turned off when it reaches to the preset operating time frame.
- The time frame of the "Auto off timer" can be flexibly scheduled.

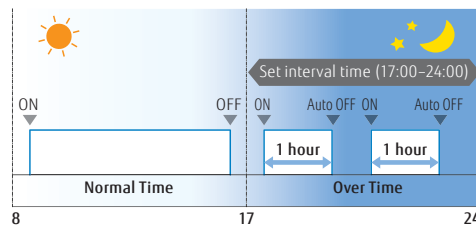
Capacity save operation

Operation capacity can be set in 5 steps for rated capability. The power consumption at peak is cut down and the maximum load is suppressed.

Room temperature set point limitation



Auto-off timer



More Comfort

Precision refrigerant flow control

Precise and smooth refrigerant flow control is achieved by using a DC Inverter control in conjunction with individual indoor unit electronic expansion valve control. This allows high precision comfortable temperature control of $\pm 0.5^{\circ}\text{C}$.



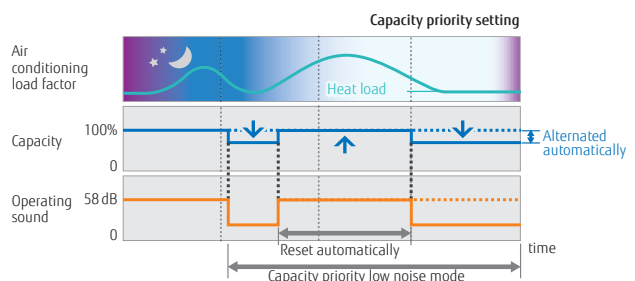
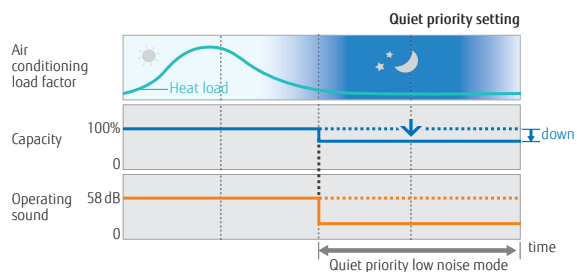
Auto changeover function

At Auto setting, the cooling/heating mode is automatically switched according to the set temperature and room temperature.



Quiet operation

Two low noise modes can be selected automatically by quiet priority setting and capacity priority setting depending on the indoor environment and outside temperature load. This feature can be controlled via outdoor unit external input and/or system controller.



Design Flexibility



Top class Compact design

Compact outdoor unit can be attained at the top class in the industry by optimal airflow structure design. (Up to 16 HP)

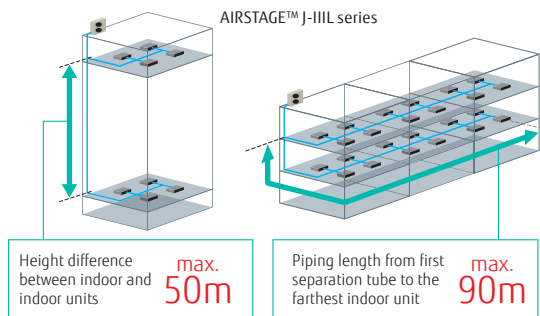


AIRSTAGE™ J-Series Compact Outdoor Unit



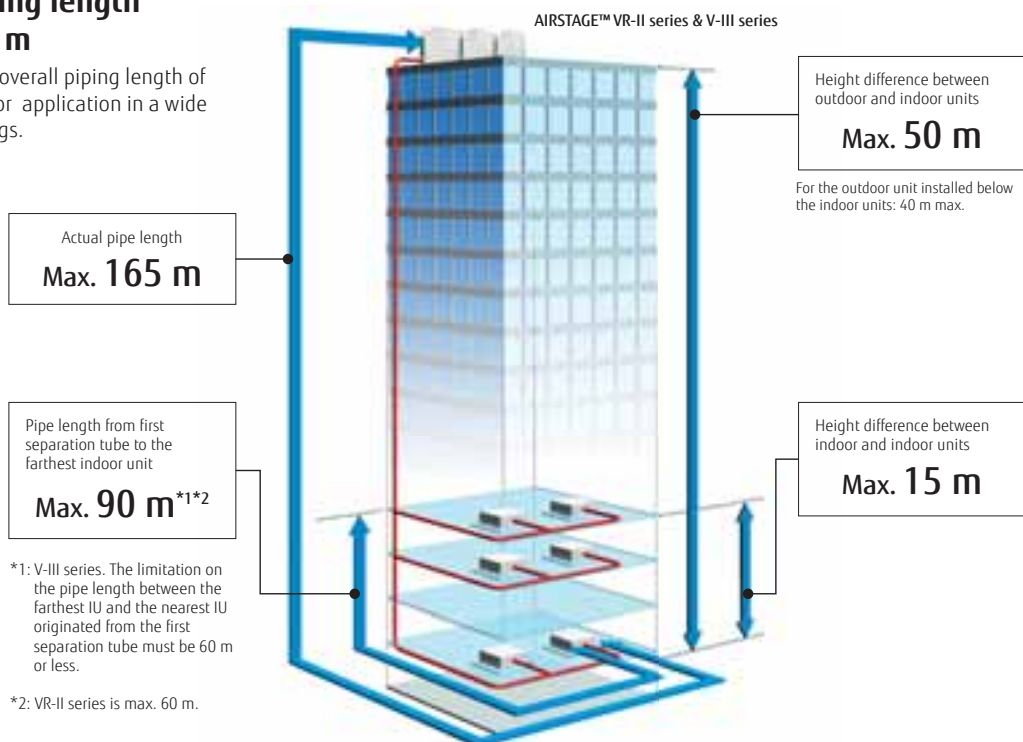
Long piping design

Piping design suitable for long, narrow office buildings with a difference in height and low-rise shops with depth (AIRSTAGE™ J-IIIL series)










Overall piping length Max. 1,000 m

World's top class overall piping length of 1,000 m allows for application in a wide variety of buildings.





High capacity connection

Series	Connectable indoor unit capacity range	Connectable indoor unit number
  AIRSTAGE™ J-III series 14/16 HP Heat Pump type	50% to 150%* ³	up to 40
 AIRSTAGE™ J-III series 8/10/12 HP Heat Pump type	50% to 150%* ³	up to 30
 AIRSTAGE™ J-III series Heat Pump type	50% to 150%* ³	up to 13
 AIRSTAGE™ J-IIS series Heat Pump type	50%* ⁴ to 130%* ³	up to 8
 AIRSTAGE™ VR-II series Heat Recovery Modular type	50% to 150%* ³	up to 64
 AIRSTAGE™ V-III series Heat Pump Modular type	50% to 150%* ⁵	up to 64

*3: Conditions of maximum connectable indoor unit capacity ratio is as the chart above.

*4: Only 4 HP is 46%

*5: Max. capacities in the combinations including the 18 HP outdoor unit fall below 150%.




Designed for low refrigerant charge

Optimal design of indoor unit and outdoor unit reduces the refrigerant volume and special support is not required even when installing in a small room of about 15 m².



Various optional parts

- Intake fresh air with our Fresh Air Intake kit
- Comfortable temperature control with a remote sensor
- Operation by linking up to ventilation equipment and air handling unit with the DX-Kit



Fresh Air Intake kit

EEV unit

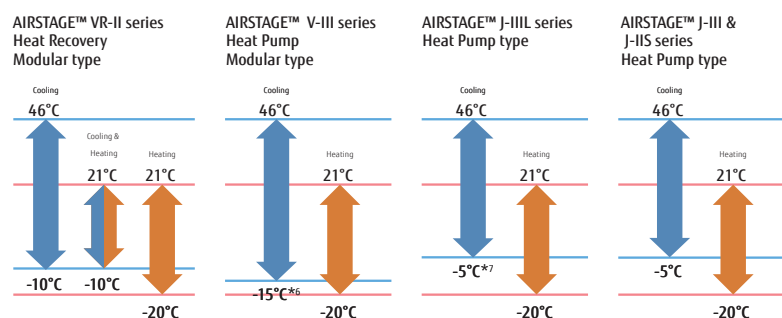
Control unit

Wide operating range

Installation in extreme temperature conditions is possible due to an increase in operational range.

*6: Note: When a multiple outdoor unit connection is used, operating range is from -5°C to 46°C in cooling.

*7: Only when all indoor units are 5.6 kW or more in the system, the operation range is -15 to 46°C.



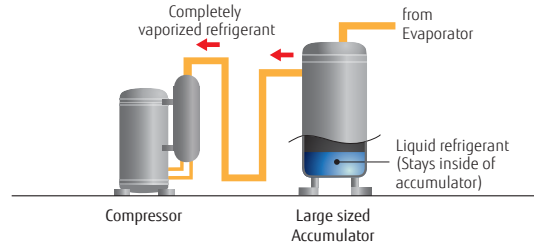
High Reliability



Liquid flow back protection

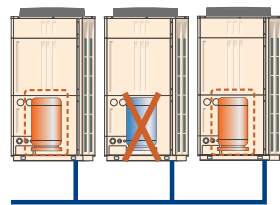
By adopting a large sized accumulator, not completely vapourised refrigerant stays inside of the accumulator to ensure no liquid refrigerant is being fed into the compressor.

Liquid flow back protection



Backup operation*1

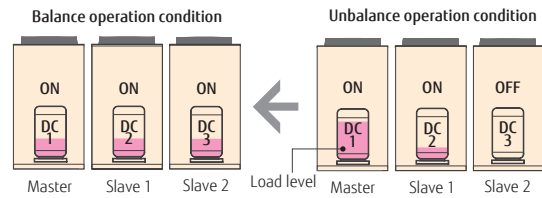
If one compressor fails, backup operation will be performed by the remaining compressors.*2



*1: Not available for AIRSTAGE™ J-III and J-IIS series

Advanced refrigerant control*1

Innovative compressor control logic has been introduced in order to balance the refrigerant mass flow rate of each outdoor unit by controlling the inverter speed.



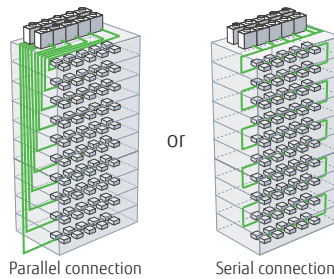
*2: Note: Backup operation may not be possible depending on the trouble state.

Easy Installation



Simple wiring work

Installation of the wiring systems is made easier as the communication wiring can be installed continuously between the indoor, outdoor and RB units.

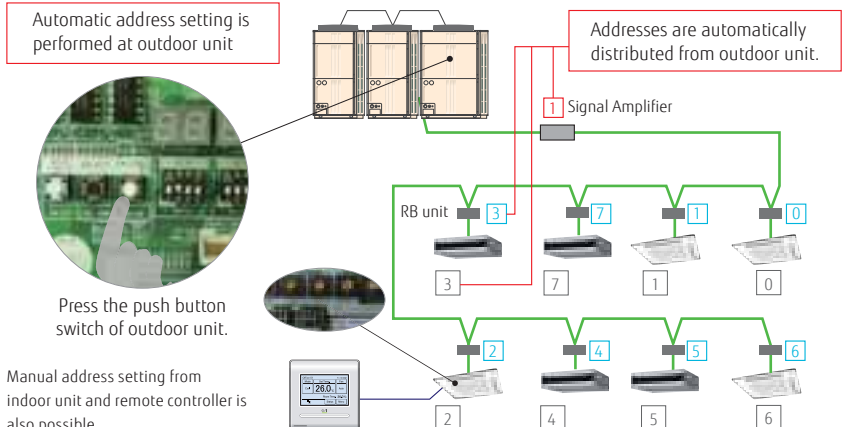


Up to maximum length
3,600 m

Note: Serial connection can't use the automatic address setting in a multiple refrigerant system.


Automatic address setting

The address of the indoor unit, RB unit and signal amplifier through the automatic function setting on the outdoor unit PCB.



Automatic address setting is performed at outdoor unit

Addresses are automatically distributed from outdoor unit.



Press the push button switch of outdoor unit.

Manual address setting from indoor unit and remote controller is also possible.



Easy Service & Maintenance

Design for easy maintenance

Easy to read 7-segment LED :


Confirm detailed operational and error status without using any specific equipment.

- Operation mode status
- Discharge temperature/Pressure status
- Compressor operation indication
- Address/type/number of outdoor unit

Movable PCB panel:

Easier for maintenance work behind the PCB

7-segment LED



Error and quantity annunciation



Error code



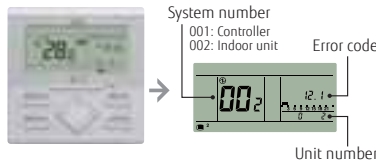
Abnormal indoor unit address

- Error status can be checked easily by outdoor unit display


Error status can be checked easily via the indoor unit wired controller

An error code is displayed on a liquid crystal screen.

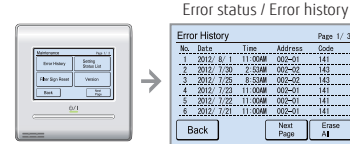
Wired Remote Controller



Simple Remote Controller



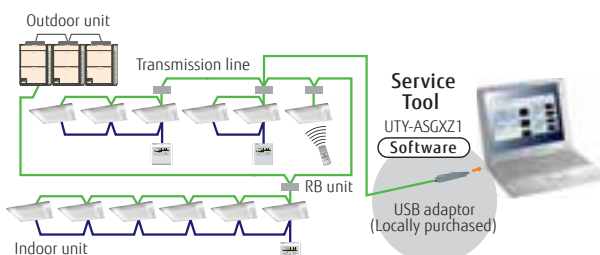
Wired Remote Controller (Touch panel)



Error diagnosis by Service Tool

Connection to Service Tool

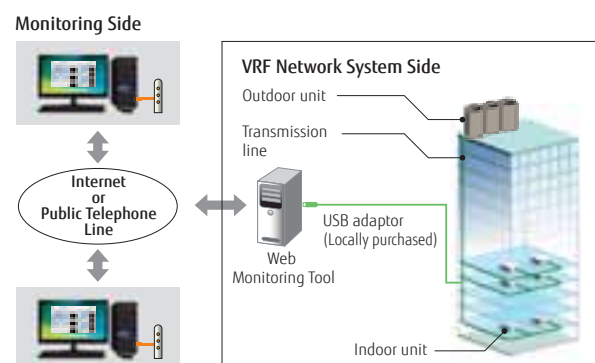
- Detail operation status and recent error history can be checked and analyzed by using the Service Tool.
- Last 5 min. operation memory can be also be recorded.



Remote monitoring

The Web Monitoring system allows you to view system operation anytime over the internet, ensuring issue free operation.

The operating VRF network system in the building can be monitored real time over the Internet.



AIRSTAGE™ J-III L

NEW

14/16 HP models & 8/10/12 HP models



Fujitsu General provides perfect total air conditioning systems that take into account energy saving, low noise, comfortable airflow, small room application and centralized control for small-sized office buildings with many small rooms.

Image: 8/10/12 HP models

Slim & Compact Design

NEW
AIRSTAGE J-III L
14/16 HP model

Current model AIRSTAGE™ V-Series outdoor unit 14/16 HP model: 765 mm depth, 480 mm height.

Depth difference -285 mm
J-III L all models
Compared with current all models

Space area -45%!
Compared with current 14/16 HP model

AIRSTAGE J-III L
8/10/12 HP model

Current model AIRSTAGE™ V-Series outdoor unit 8/10 HP model: 1,690 mm height, 1,428 mm depth.

Height difference -262 mm
Compared with current 8 HP model

Space area -26%!
Compared with current 8/10 HP model

Inhouse installation



AIRSTAGE™ J-Series outdoor unit



AIRSTAGE™ V-Series outdoor unit

Low noise in consideration for the nearby residents
This model is front blow type and about 1000 mm wide, so flexible installation is possible even at narrow inhouse space.

Installation at building back side



AIRSTAGE™ J-Series outdoor unit



AIRSTAGE™ V-Series outdoor unit

Space saving
Due to compact and thin model, direct ground installation or wall mounted installation is possible even at narrow off-street.

Installation at back street of building



AIRSTAGE™ J-Series outdoor unit



AIRSTAGE™ V-Series outdoor unit

Flexible installation
This model is front blow type and slim & low body, so installation space is compact. Building windows are not blocked and space saving multiple units installation is possible.

NEW

Heat Pump for Small Capacity Type

AIRSTAGE™ J-III L

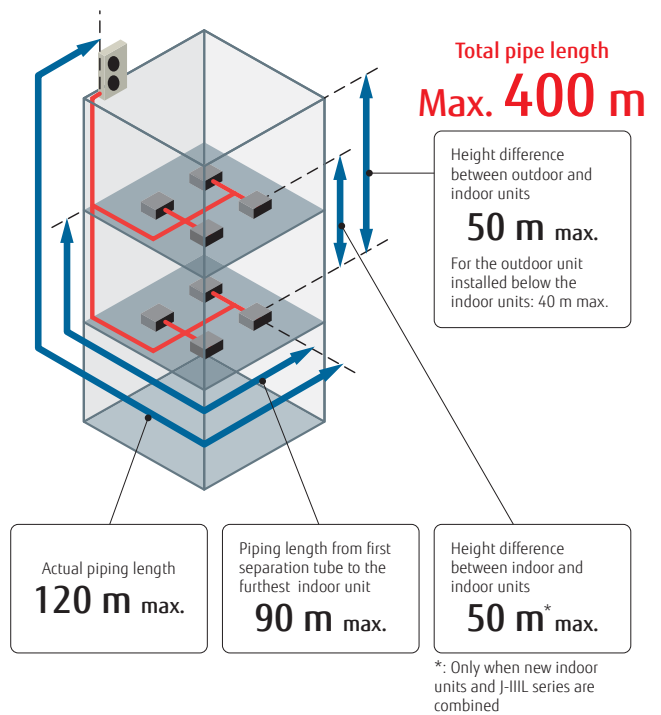


Long Piping Length

Our advanced refrigerant control technology allows us to achieve a total refrigerant piping length of 400 m. This opens up new possibilities in system design.

Up to 40 units* can be connected

The combination of the smallest but adequate capacity indoor unit and a new outdoor unit with the optimum heat exchanger structure has realized the industry's top class connection of 40 units. *: 16HP model



High Static Pressure


External static pressure is available up to 60Pa for 14/16HP. (20Pa for 8HP, 30Pa for 10/12HP)



Top Class Low Operating Sound

Top class low operating sound is realized. Highly suited to densely populated areas thanks to their low operating sound.

Sound Power Level



8,10,12HP: AJY072LELAH / AJY090LELAH / AJY108LELAH
 14,16HP: AJY126LELAH / AJY144LELAH



Specifications

Rating Capacity range		HP	8	10	12	14	16
Model name			AJY072LELAH	AJY090LELAH	AJY108LELAH	AJY126LELAH	AJY144LELAH
Maximum Connectable Indoor Unit			1-20	1-25	1-30	1-36	1-40
Power source			3 phase, ~400V, 50Hz				
Capacity	Cooling	kW	22.4	28.0	33.5	40.0	45.0
	Nominal Heating		22.4	28.0	33.5	40.0	45.0
	Max Heating		25.0	31.5	37.5	45.0	50.0
Input power	Cooling	kW	6.30	8.59	10.42	12.12	14.96
	Nominal Heating		4.65	6.61	8.18	9.71	11.81
	Max Heating		5.45	8.29	10.25	11.80	14.29
EER	Cooling		3.56	3.26	3.22	3.30	3.01
COP	Nominal Heating	W/W	4.82	4.24	4.10	4.12	3.81
	Max Heating		4.56	3.80	3.66	3.81	3.50
Airflow rate		m ³ /h	8,400	9,000	11,000	13,000	14,000
Sound pressure level / Power level	Cooling	dB(A)	52/66	54/69	59/73	62/75	64/77
	Heating		54/—	57/—	61/—	63/—	65/—
Net Dimensions	Height	mm	1,428	1,428	1,428	1,638	1,638
	Width		1,080	1,080	1,080	1,080	1,080
	Depth		480	480	480	480	480
Weight		kg	170	177	178	213	213
Refrigerant	Type (Global Warming Potential)		R410A (2,088)	R410A (2,088)	R410A (2,088)	R410A (2,088)	R410A (2,088)
	Charge	kg(CO ₂ eq-T)	7.0 (14.6)	7.5 (15.7)	7.5 (15.7)	11.0 (22.9)	11.0 (22.9)
Connection pipe diameter	Liquid	mm	9.52	9.52	12.70	12.70	12.70
	Gas		19.05	22.20	28.58	28.58	28.58
Total pipe length		m	400	400	400	400	400
Max. height difference			50/40 (Outdoor unit: Upper/Lower)				
Operation range	Cooling	°C	-15 to 46	-15 to 46	-15 to 46	-5 to 46*	-5 to 46*
	Heating		-20 to 21	-20 to 21	-20 to 21	-20 to 21	-20 to 21

Note: Specifications are based on the following conditions.

Cooling: Indoor temperature of 27°CDB / 19°CWB, and outdoor temperature of 35°CDB / 24°CWB.

Heating: Indoor temperature of 20°CDB / (15°CWB), and outdoor temperature of 7°CDB / 6°CWB.

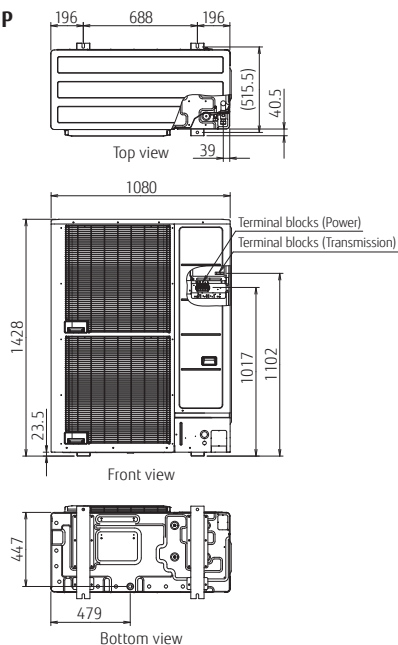
Pipe length: 7.5 m; Height difference between outdoor unit and indoor unit: 0 m.

* The cooling operation range of -15 to 46°C is allowed only when all of the indoor units connected to the system are higher than capacity of 5.6kW.

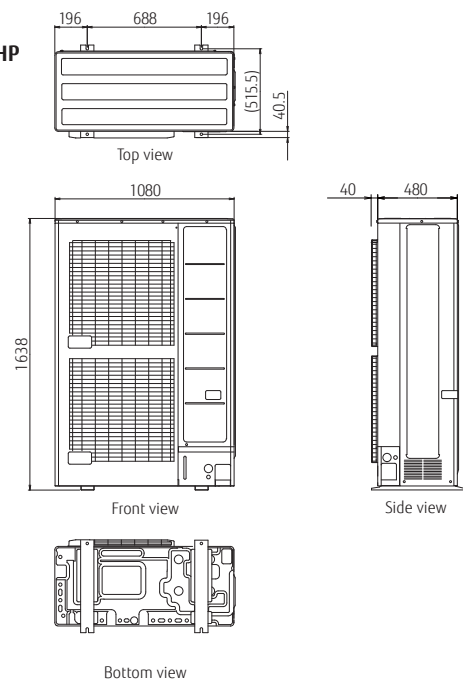
Dimensions

(Unit : mm)

8, 10, 12 HP



14, 16 HP



Heat Pump for Small Capacity Type

AIRSTAGE™ J-III



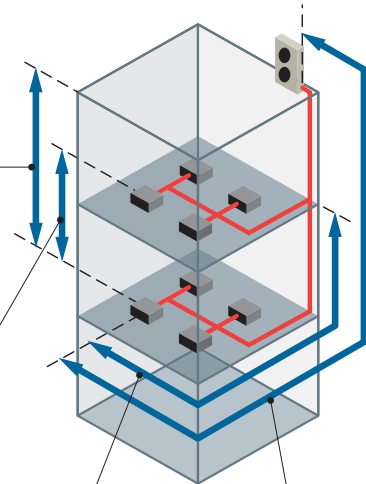
Long Piping Length

Our advanced refrigerant control technology allows us to achieve a total refrigerant piping length of 180 m. This opens up new possibilities in system design.



Total pipe length
Max. 180 m

Height difference
between outdoor and
indoor units
50 m max.
For the outdoor unit
installed below the
indoor units: 40 m max.



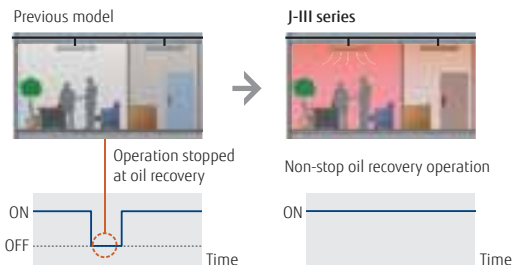
Height difference
between indoor and
indoor units
15 m max.

Piping length from first
separation tube to the
furthest indoor unit
40 m max.

Actual piping length
120 m max.


Non-stop oil recovery operation

A comfortable room condition is maintained during oil recovery mode because the product continues to operate without stopping the cooling or heating operation.



Easier Installation

Connection check function : Possible to confirm whether wiring connection and address setting are correct by a quick check run function.



4,5,6HP : AJY040LBLAH / AJY045LBLAH / AJY054LBLAH AJY040LELAH [3phase] / AJY045LELAH [3phase] / AJY054LELAH [3phase]



Specifications

Rating Capacity range		HP	4	5	6
Model name			AJY040LBLAH	AJY045LBLAH	AJY054LBLAH
Maximum Connectable Indoor Unit			1-9	1-10	1-13
Power source			Single-phase, ~230V, 50Hz		
Capacity	Cooling	kW	12.1	14.0	15.5
	Heating		13.6	16.0	18.0
Input power	Cooling	kW	2.90	3.57	4.18
	Heating		2.80	3.55	4.26
EER	Cooling	W/W	4.17	3.92	3.71
COP	Heating	W/W	4.86	4.51	4.23
Airflow rate		m ³ /h	6,200	6,400	6,900
Sound pressure level / Power level	Cooling	dB(A)	50 / 66	51 / 67	53 / 69
	Heating		52 / 68	53 / 69	55 / 71
Heat exchanger fin			Blue fin	Blue fin	Blue fin
Net Dimensions	Height	mm	1,334	1,334	1,334
	Width		970	970	970
	Depth		370	370	370
Weight		kg	117	117	119
Refrigerant	Type (Global Warming Potential)		R410A (2,088)	R410A (2,088)	R410A (2,088)
	Charge	kg(CO2eq-T)	4.8 (10.0)	5.3 (11.1)	5.3 (11.1)
Connection pipe diameter	Liquid	mm	9.52	9.52	9.52
	Gas		15.88	15.88	19.05
Total pipe length		m	180	180	180
Max. height difference			50/40 (Outdoor unit: Upper/Lower)		
Operation range	Cooling	°C	-5 to 46	-5 to 46	-5 to 46
	Heating		-20 to 21	-20 to 21	-20 to 21

		4	5	6
Model name		AJY040LELAH	AJY045LELAH	AJY054LELAH
Maximum Connectable Indoor Unit		1-9	1-10	1-13
Power source		3-phase, ~400V, 50Hz		
Capacity	Cooling	12.1	14.0	15.5
	Heating	13.6	16.0	18.0
Input power	Cooling	2.79	3.46	3.99
	Heating	2.71	3.40	4.08
EER	Cooling	4.33	4.05	3.88
COP	Heating	5.01	4.70	4.41
Airflow rate		6,200	6,400	6,900
Sound pressure level / Power level	Cooling	50 / 66	51 / 67	53 / 69
	Heating	52 / 68	53 / 69	55 / 71
Heat exchanger fin		Blue fin	Blue fin	Blue fin
Net Dimensions	Height	1,334	1,334	1,334
	Width	970	970	970
	Depth	370	370	370
Weight		119	119	119
Refrigerant	Type (Global Warming Potential)	R410A (2,088)	R410A (2,088)	R410A (2,088)
	Charge	kg(CO2eq-T)	4.8 (10.0)	5.3 (11.1)
Connection pipe diameter	Liquid	9.52	9.52	9.52
	Gas	15.88	15.88	19.05
Total pipe length		180	180	180
Max. height difference		50/40 (Outdoor unit: Upper/Lower)		
Operation range	Cooling	-5 to 46	-5 to 46	-5 to 46
	Heating	-20 to 21	-20 to 21	-20 to 21

Note: Specifications are based on the following conditions.

Cooling: Indoor temperature of 27°CDB/19°CWB, and outdoor temperature of 35°CDB/24°CWB.

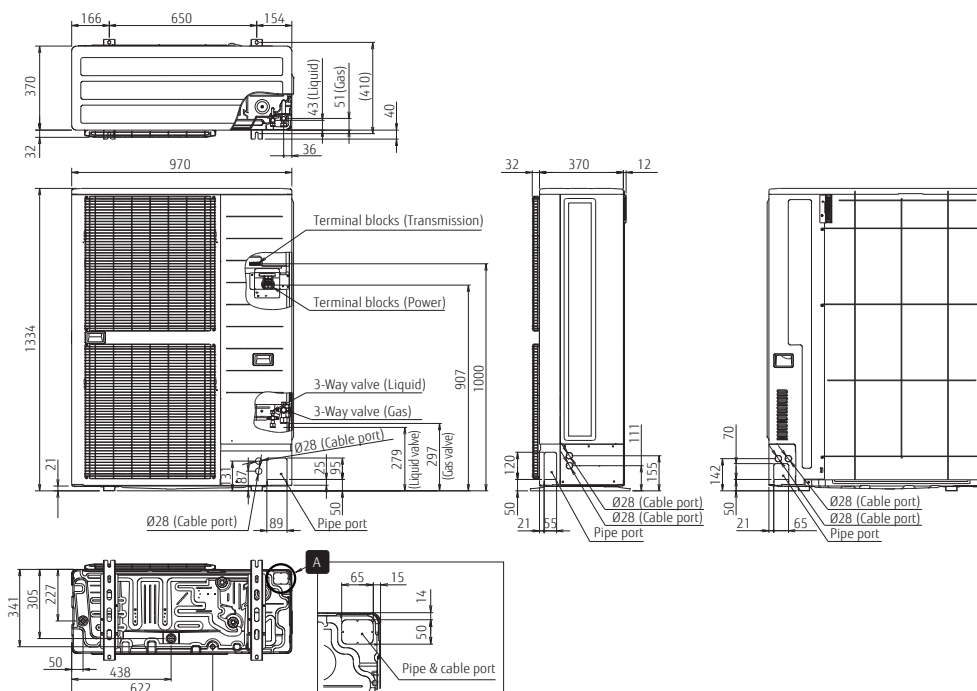
Heating: Indoor temperature of 20°CDB/(15°CWB), and outdoor temperature of 7°CDB/6°CWB.

Pipe length: 7.5 m; Height difference between outdoor unit and indoor unit: 0 m.

The protective function may work when using it outside the operation range.

Dimensions

(Unit : mm)



Heat Pump for Small Capacity Type

AIRSTAGE™ J-IIS

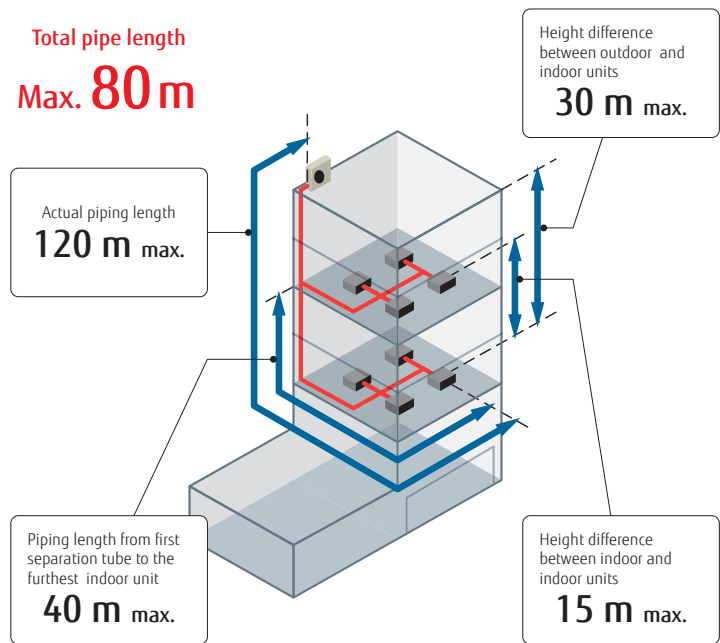


Long piping length

Our advanced refrigerant control technology allows us to achieve a total refrigerant piping length of 80 m. This opens up new possibilities in system design.

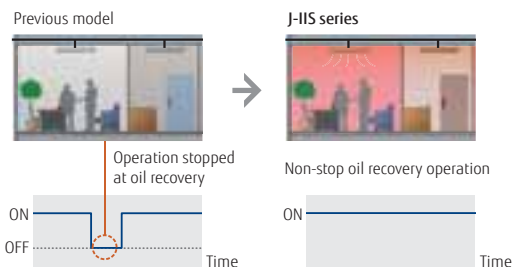


Total pipe length
Max. 80 m



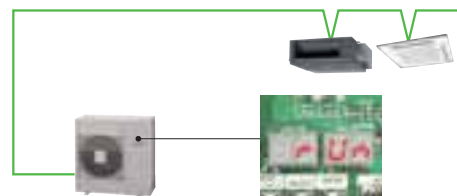
Non-stop oil recovery operation

A comfortable room condition is maintained during oil recovery mode because the product continues to operate without stopping the cooling or heating operation.



Easier Installation

Connection check function : Possible to confirm whether wiring connection and address setting are correct by a quick check run function.



- Display connected indoor unit numbers
- Duplicately set address number of indoor unit can be displayed

4,5,6HP : AJY040LCLAH / AJY045LCLAH / AJY054LCLAH



Specifications

Rating Capacity range		HP	4	5	6
Model name			AJY040LCLAH	AJY045LCLAH	AJY054LCLAH
Maximum Connectable Indoor Unit			7	8	8
Power source			Single-phase, ~230V, 50Hz		
Capacity	Cooling	kW	12.1	14.0	15.1
	Heating		13.6	16.0	16.5
Input power	Cooling	kW	3.44	4.43	5.03
	Heating		3.09	3.93	4.11
EER	Cooling	W/W	3.52	3.16	3.00
COP	Heating	W/W	4.40	4.07	4.01
Airflow rate		m ³ /h	4,040	4,200	4,200
Sound pressure level / Power level	Cooling	dB(A)	51 / 67	53 / 69	54 / 70
	Heating		54 / 68	55 / 69	56 / 70
Heat exchanger fin			Blue fin	Blue fin	Blue fin
Net Dimensions	Height	mm	998	998	998
	Width		970	970	970
	Depth		370	370	370
Weight		kg	86	86	87
Refrigerant	Type (Global Warming Potential)		R410A (2,088)	R410A (2,088)	R410A (2,088)
	Charge	kg(CO2eq-T)	4.0 (8.4)	4.0 (8.4)	4.0 (8.4)
Connection pipe diameter	Liquid	mm	9.52	9.52	9.52
	Gas		15.88	15.88	15.88
Total pipe length		m	80	80	80
Max. height difference			30	30	30
Operation range	Cooling	°C	-5 to 46	-5 to 46	-5 to 46
	Heating		-20 to 21	-20 to 21	-20 to 21

Note : Specifications are based on the following conditions.

Cooling : Indoor temperature of 27°CDB / 19°CWB, and outdoor temperature of 35°CDB / 24°CWB.

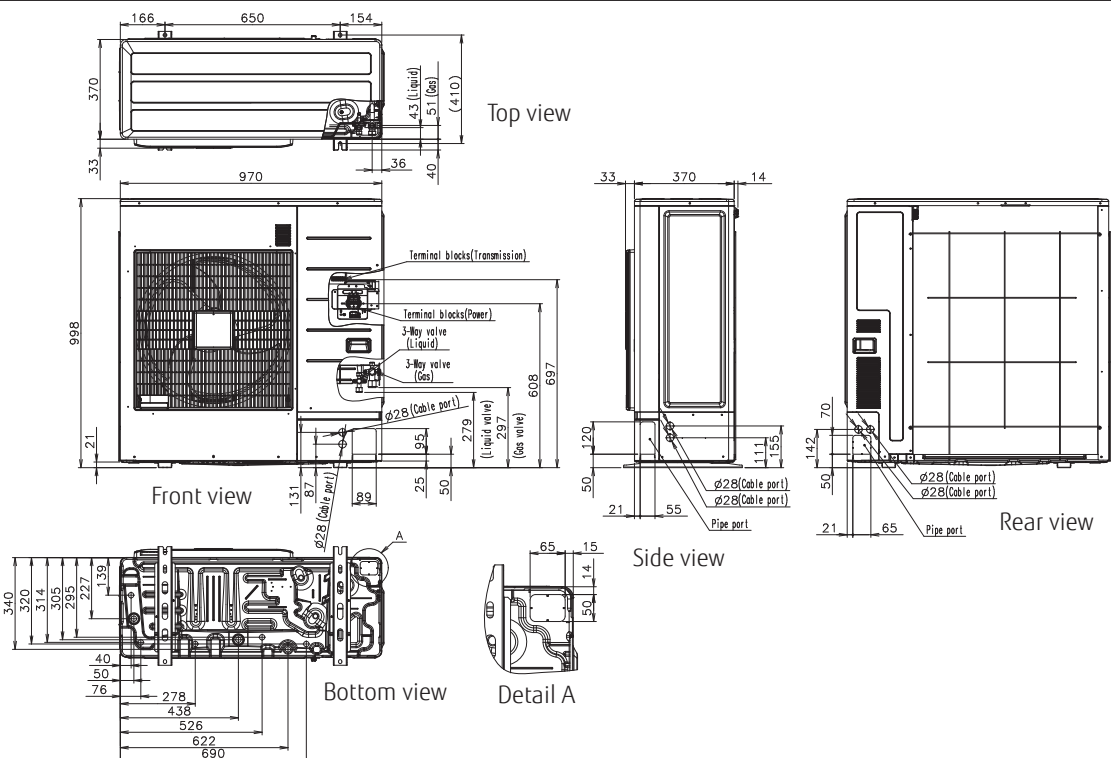
Heating : Indoor temperature of 20°CDB / (15°CWB), and outdoor temperature of 7°CDB / 6°CWB.

Pipe length : 7.5 m; Height difference between outdoor unit and indoor unit : 0 m.

The protective function may work when using it outside the operation range.

Dimensions

(Unit : mm)

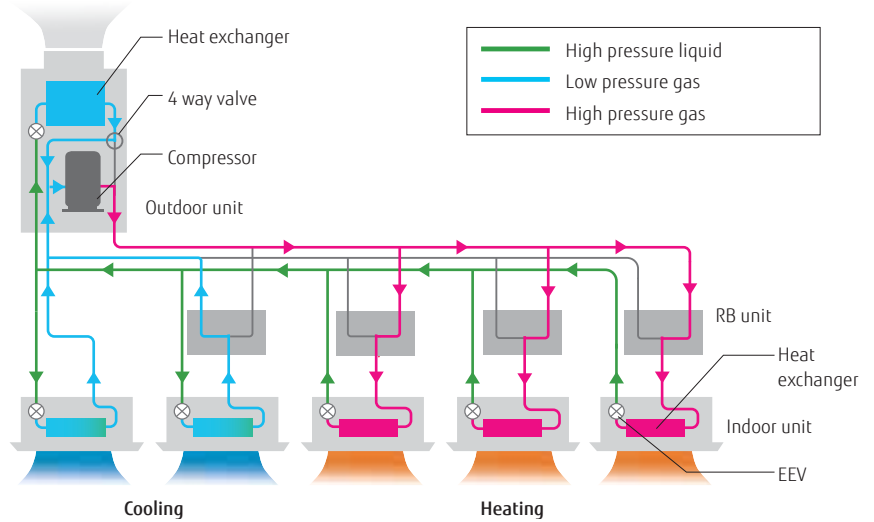


Heat Recovery Modular Type

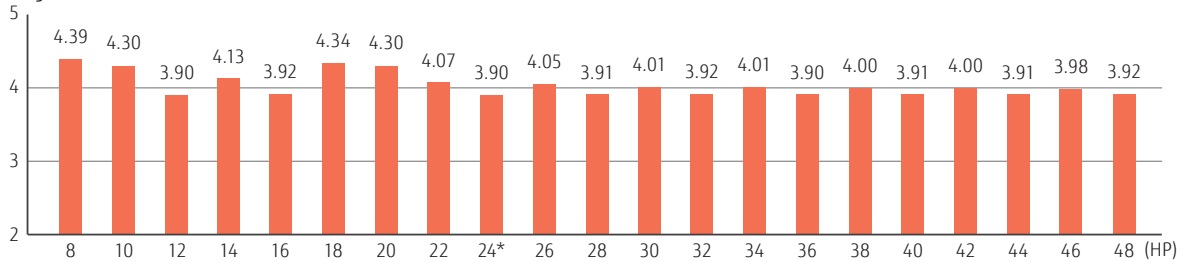
AIRSTAGE VR-II

High Operating Energy Efficiency

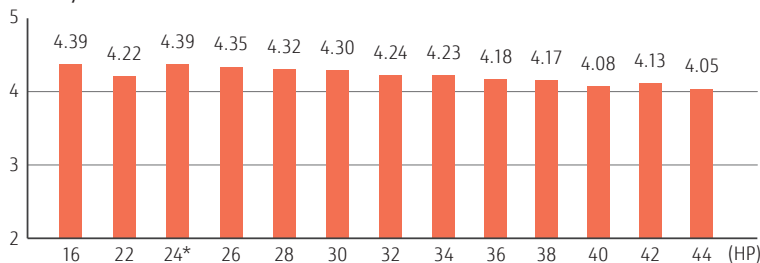
Our Heat recovery systems achieve high operating energy efficiency by drawing heat from the room to be cooled and transferring it as energy for rooms that are to be heated.




Space saving combination (COP)



Energy efficiency combination (COP)



For 24HP Combination



COP 12.6% UP

8,10,12HP : AJYA72GALH / AJYA90GALH / AJY108GALH
 14,16HP : AJY126GALH / AJY144GALH



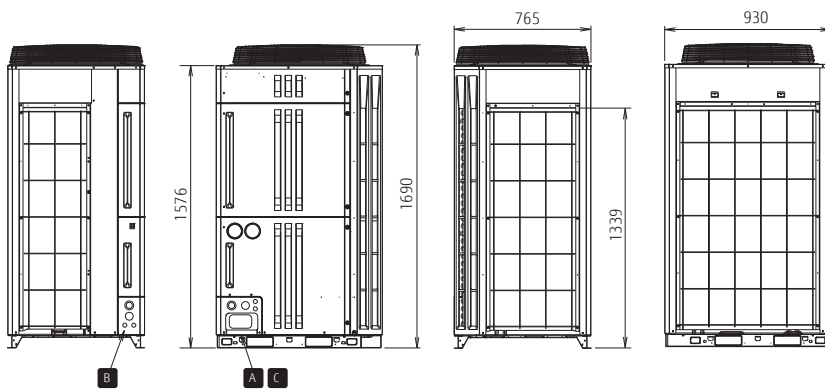
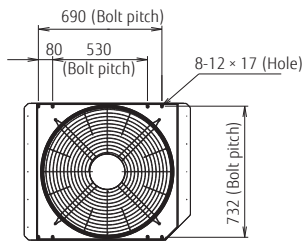
8, 10, 12 HP

14, 16 HP

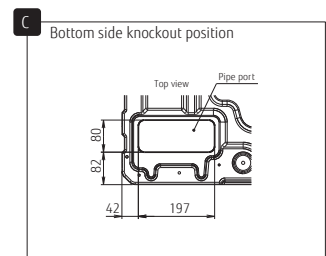
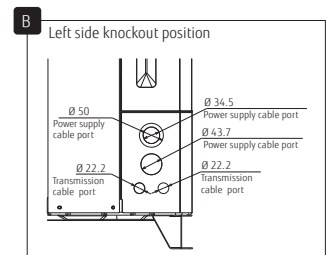
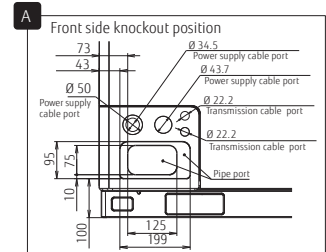
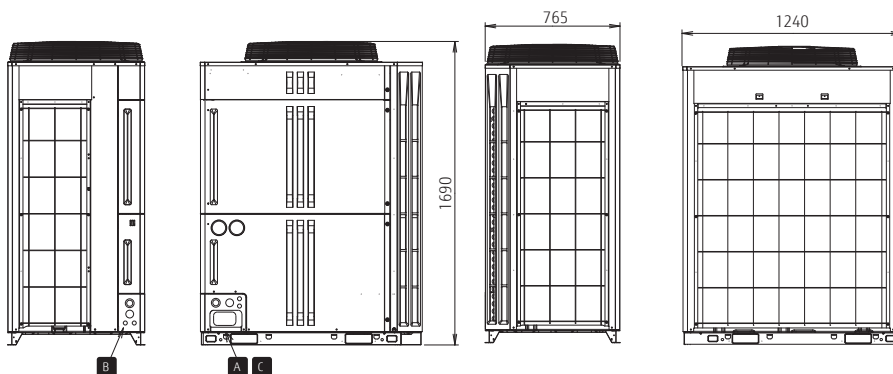
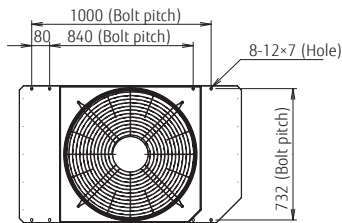
Dimensions

(Unit : mm)

8, 10, 12 HP






14, 16 HP






PRODUCT LINEUP: VRV-AIRSTAGE™ V-Series

Outdoor units specifications

Space Saving Combination

Rating Capacity range		HP	8	10	12	14	16	18	20	22	24
											
Set Model name			AJYA72GALH	AJYA90GALH	AJY108GALH	AJY126GALH	AJY144GALH	AJY162GALH	AJY180GALH	AJY198GALH	AJY216GALH
Unit 1 Unit 2 Unit 3			AJYA72GALH	AJYA90GALH	AJY108GALH	AJY126GALH	AJY144GALH	AJYA90GALH AJYA72GALH	AJYA90GALH AJYA90GALH	AJY108GALH AJYA90GALH	AJY108GALH AJY108GALH
Maximum Connectable Indoor Unit*1			15	16	17	21	24	27	30	32	35
Indoor unit connectable capacity		kW	11.2-33.6	14.0-42.0	16.8-50.2	20.0-60.0	22.5-67.5	25.2-75.6	28.0-84.0	30.8-92.2	33.5-100.5
Power source		3-phase 4 wire , 400 V, 50Hz									
Capacity	Cooling	kW	22.4	28.0	33.5	40.0	45.0	50.4	56.0	61.5	67.0
	Heating		25.0	31.5	37.5	45.0	50.0	56.5	63.0	69.0	75.0
Input power	Cooling	kW	5.45	7.11	9.75	11.34	13.61	12.56	14.22	16.86	19.50
	Heating		5.70	7.33	9.62	10.90	12.77	13.03	14.66	16.95	19.24
EER	Cooling	W/W	4.11	3.94	3.44	3.53	3.31	4.01	3.94	3.65	3.44
COP	Heating	W/W	4.39	4.30	3.90	4.13	3.92	4.34	4.30	4.07	3.90
Airflow rate		m³/h	11,100	11,100	11,100	13,000	13,000	11,100×2	11,100×2	11,100×2	11,100×2
Sound pressure level*2/ Power level	Cooling	dB(A)	56 / 77	58 / 79	59 / 80	60 / 81	61 / 82	60 / 81	61 / 82	62 / 83	62 / 83
	Heating		58 / 80	59 / 81	61 / 83	61 / 83	61 / 83	62 / 84	62 / 84	63 / 85	64 / 86
Maximum external static pressure		Pa	80	80	80	80	80	80	80	80	80
Compressor motor output		kW	7.5	7.5	7.5	11.0	11.0	7.5×2	7.5×2	7.5×2	7.5×2
Heat exchanger fin			Blue fin	Blue fin	Blue fin	Blue fin	Blue fin	Blue fin	Blue fin	Blue fin	Blue fin
Net Dimensions	Height	mm	1,690	1,690	1,690	1,690	1,690	1,690	1,690	1,690	1,690
	Width		930	930	930	1,240	1,240	930×2	930×2	930×2	930×2
	Depth		765	765	765	765	765	765	765	765	765
Weight		kg	262	262	262	286	286	262×2	262×2	262×2	262×2
Refrigerant	Type (Global Warming Potential)		R410A (2,088)	R410A (2,088)	R410A (2,088)	R410A (2,088)	R410A (2,088)	R410A (2,088)	R410A (2,088)	R410A (2,088)	R410A (2,088)
	Charge	kg(CO2eq-T)	11.8 (24.6)	11.8 (24.6)	11.8 (24.6)	11.8 (24.6)	11.8 (24.6)	11.8×2 (24.6×2)	11.8×2 (24.6×2)	11.8×2 (24.6×2)	11.8×2 (24.6×2)
Connection pipe diameter	Liquid	mm	12.70	12.70	12.70	12.70	12.70	15.88	15.88	15.88	15.88
	Discharge Gas		15.88	19.05	19.05	22.22	22.22	22.22	22.22	28.58	28.58
	Suction Gas		22.22	22.22	28.58	28.58	28.58	28.58	28.58	34.92	34.92
Operation range	Cooling	°CDB	-10 to 46	-10 to 46	-10 to 46	-10 to 46	-10 to 46	-10 to 46	-10 to 46	-10 to 46	-10 to 46
	Heating		-20 to 21	-20 to 21	-20 to 21	-20 to 21	-20 to 21	-20 to 21	-20 to 21	-20 to 21	-20 to 21
	Cooling/Heating		-10 to 21	-10 to 21	-10 to 21	-10 to 21	-10 to 21	-10 to 21	-10 to 21	-10 to 21	-10 to 21

Energy Efficiency Combination

Rating Capacity range		HP	16	22	24	26	28	30	
									
Set Model name			AJY144GALHH	AJY198GALHH	AJY216GALHH	AJY234GALHH	AJY252GALHH	AJY270GALHH	
Unit 1 Unit 2 Unit 3			AJYA72GALH AJYA72GALH	AJY126GALH AJYA72GALH	AJYA72GALH AJYA72GALH AJYA72GALH	AJYA90GALH AJYA72GALH AJYA72GALH	AJYA90GALH AJYA90GALH AJYA72GALH	AJYA90GALH AJYA90GALH AJYA90GALH	
Maximum Connectable Indoor Unit*1			24	33	36	39	42	45	
Indoor unit connectable capacity		kW	22.4-67.2	31.2-93.6	33.6-100.8	36.4-109.2	39.2-117.6	42.0-126.0	
Power source		3-phase 4 wire , 400 V, 50Hz							
Capacity	Cooling	kW	44.8	62.4	67.2	72.8	78.4	84.0	
	Heating		50.0	70.0	75.0	81.5	88.0	94.5	
Input power	Cooling	kW	10.90	16.79	16.35	18.01	19.67	21.33	
	Heating		11.40	16.60	17.10	18.73	20.36	21.99	
EER	Cooling	W/W	4.11	3.72	4.11	4.04	3.99	3.94	
COP	Heating	W/W	4.39	4.22	4.39	4.35	4.32	4.30	
Airflow rate		m³/h	11,100×2	13,000+11,100	11,100×3	11,100×3	11,100×3	11,100×3	
Sound pressure level*2/ Power level	Cooling	dB(A)	59 / 80	61 / 82	61 / 82	62 / 83	62 / 83	63 / 84	
	Heating		61 / 83	63 / 85	63 / 85	63 / 85	63 / 85	64 / 86	
Maximum external static pressure		Pa	80	80	80	80	80	80	
Compressor motor output		kW	7.5×2	11.0+7.5	7.5×3	7.5×3	7.5×3	7.5×3	
Heat exchanger fin			Blue fin	Blue fin	Blue fin	Blue fin	Blue fin	Blue fin	
Net Dimensions	Height	mm	1,690	1,690	1,690	1,690	1,690	1,690	
	Width		930×2	1,240+930	930×3	930×3	930×3	930×3	
	Depth		765	765	765	765	765	765	
Weight		kg	262×2	286+262	262×3	262×3	262×3	262×3	
Refrigerant	Type (Global Warming Potential)		R410A (2,088)	R410A (2,088)	R410A (2,088)	R410A (2,088)	R410A (2,088)	R410A (2,088)	
	Charge	kg(CO2eq-T)	11.8×2 (24.6×2)	11.8×2 (24.6×2)	11.8×3 (24.6×3)	11.8×3 (24.6×3)	11.8×3 (24.6×3)	11.8×3 (24.6×3)	
Connection pipe diameter	Liquid	mm	12.70	15.88	15.88	15.88	15.88	19.05	
	Discharge Gas		22.22	28.58	28.58	28.58	28.58	28.58	
	Suction Gas		28.58	34.92	34.92	34.92	34.92	34.92	
Operation range	Cooling	°CDB	-10 to 46	-10 to 46	-10 to 46	-10 to 46	-10 to 46	-10 to 46	
	Heating		-20 to 21	-20 to 21	-20 to 21	-20 to 21	-20 to 21	-20 to 21	
	Cooling/Heating		-10 to 21	-10 to 21	-10 to 21	-10 to 21	-10 to 21	-10 to 21	

Note: Specifications are based on the following conditions.

Cooling: Indoor temperature of 27°CDB / 19°CWB, and outdoor temperature of 35°CDB / 24°CWB.

Heating: Indoor temperature of 20°CDB / (15°CWB), and outdoor temperature of 7°CDB / 6°CWB.

Pipe length: 7.5 m; Height difference between outdoor unit and indoor unit : 0 m.

When cooling operation will be conducted at outdoor air temperature below -5°C,

the outdoor unit must be installed in a position that is higher than or equal to those of indoor units.

26		28		30		32		34		36		38		40		42		44		46		48	
AJY234GALH	AJY252GALH	AJY270GALH	AJY288GALH	AJY306GALH	AJY324GALH	AJY342GALH	AJY360GALH	AJY378GALH	AJY396GALH	AJY414GALH	AJY432GALH	AJY144GALH	AJY144GALH	AJY144GALH	AJY144GALH	AJY144GALH	AJY144GALH	AJY144GALH	AJY144GALH	AJY144GALH	AJY144GALH	AJY144GALH	AJY144GALH
AJY144GALH	AJY144GALH	AJY144GALH	AJY144GALH	AJY108GALH	AJY108GALH	AJY144GALH	AJY144GALH	AJY144GALH	AJY144GALH	AJY144GALH	AJY144GALH	AJY108GALH	AJY108GALH	AJY108GALH	AJY108GALH	AJY144GALH	AJY144GALH	AJY144GALH	AJY144GALH	AJY144GALH	AJY144GALH	AJY144GALH	AJY144GALH
AJYA90GALH	AJY108GALH	AJY126GALH	AJY144GALH	AJY108GALH	AJY108GALH	AJYA90GALH	AJYA90GALH	AJYA90GALH	AJYA90GALH	AJYA90GALH	AJYA90GALH	AJYA90GALH	AJYA90GALH	AJYA90GALH	AJYA90GALH	AJYA90GALH	AJYA90GALH	AJYA90GALH	AJYA90GALH	AJYA90GALH	AJYA90GALH	AJYA90GALH	AJYA90GALH
39	42	45	48	50	53	57	60	63	64	64	64	39	42	45	48	50	53	57	60	63	64	64	64
36.5-109.5	39.3-117.7	42.5-127.5	45.0-135.0	47.5-142.5	50.3-150.7	53.3-159.7	56.0-168.0	59.0-177.0	61.8-185.2	65.0-195.0	67.5-202.5	36.5-109.5	39.3-117.7	42.5-127.5	45.0-135.0	47.5-142.5	50.3-150.7	53.3-159.7	56.0-168.0	59.0-177.0	61.8-185.2	65.0-195.0	67.5-202.5

3-phase 4 wire , 400 V, 50Hz

73.0	78.5	85.0	90.0	95.0	100.5	106.5	112.0	118.0	123.5	130.0	135.0
81.5	87.5	95.0	100.0	106.5	112.5	119.0	125.0	131.5	137.5	145.0	150.0
20.72	23.36	24.95	27.22	26.61	29.25	30.47	33.11	34.33	36.97	38.56	40.83
20.10	22.39	23.67	25.54	26.57	28.86	29.72	32.01	32.87	35.16	36.44	38.31
3.52	3.36	3.41	3.31	3.57	3.44	3.50	3.38	3.44	3.34	3.37	3.31
4.05	3.91	4.01	3.92	4.01	3.90	4.00	3.91	4.00	3.91	3.98	3.92
13,000+11,100	13,000+11,100	13,000×2	13,000×2	11,100×3	11,100×3	13,000+11,100×2	13,000+11,100×2	13,000×2+11,100	13,000×2+11,100	13,000×3	13,000×3
63 / 84	63 / 84	64 / 84.5	64 / 85	63 / 85	64 / 85	64 / 85	65 / 85.5	65 / 86	65 / 86	65 / 86	66 / 87
63 / 85	64 / 86	64 / 86	64 / 86	65 / 87.2	65 / 87	65 / 87	66 / 87.7	65 / 87	66 / 88	66 / 88	66 / 88
80	80	80	80	80	80	80	80	80	80	80	80
11.0+7.5	11.0+7.5	11.0×2	11.0×2	7.5×3	7.5×3	11.0+7.5×2	11.0+7.5×2	11.0×2+7.5	11.0×2+7.5	11.0×3	11.0×3
Blue fin	Blue fin	Blue fin	Blue fin	Blue fin	Blue fin	Blue fin	Blue fin	Blue fin	Blue fin	Blue fin	Blue fin
1,690	1,690	1,690	1,690	1,690	1,690	1,690	1,690	1,690	1,690	1,690	1,690
1,240+930	1,240+930	1,240×2	1,240×2	930×3	930×3	1,240+930×2	1,240+930×2	1,240×2+930	1,240×2+930	1,240×3	1,240×3
765	765	765	765	765	765	765	765	765	765	765	765
286+262	286+262	286×2	286×2	286×3	286×3	286+262×2	286+262×2	286×2+262	286×2+262	286×3	286×3
R410A (2,088)	R410A (2,088)	R410A (2,088)	R410A (2,088)	R410A (2,088)	R410A (2,088)	R410A (2,088)	R410A (2,088)	R410A (2,088)	R410A (2,088)	R410A (2,088)	R410A (2,088)
11.8×2 (24.6×2)	11.8×2 (24.6×2)	11.8×2 (24.6×2)	11.8×2 (24.6×2)	11.8×3 (24.6×3)	11.8×3 (24.6×3)	11.8×3 (24.6×3)	11.8×3 (24.6×3)	11.8×3 (24.6×3)	11.8×3 (24.6×3)	11.8×3 (24.6×3)	11.8×3 (24.6×3)
15.88	15.88	19.05	19.05	19.05	19.05	19.05	19.05	19.05	19.05	19.05	19.05
28.58	28.58	28.58	28.58	28.58	28.58	34.92	34.92	34.92	34.92	34.92	34.92
34.92	34.92	34.92	34.92	34.92	41.27	41.27	41.27	41.27	41.27	41.27	41.27
-10 to 46	-10 to 46	-10 to 46	-10 to 46	-10 to 46	-10 to 46	-10 to 46	-10 to 46	-10 to 46	-10 to 46	-10 to 46	-10 to 46
-20 to 21	-20 to 21	-20 to 21	-20 to 21	-20 to 21	-20 to 21	-20 to 21	-20 to 21	-20 to 21	-20 to 21	-20 to 21	-20 to 21
-10 to 21	-10 to 21	-10 to 21	-10 to 21	-10 to 21	-10 to 21	-10 to 21	-10 to 21	-10 to 21	-10 to 21	-10 to 21	-10 to 21

32		34		36		38		40		42		44	
AJY288GALHH	AJY306GALHH	AJY324GALHH	AJY342GALHH	AJY360GALHH	AJY378GALHH	AJY396GALHH	AJY144GALH	AJY144GALH	AJY144GALH	AJY144GALH	AJY144GALH	AJY144GALH	AJY144GALH
AJY126GALH	AJY126GALH	AJY126GALH	AJY126GALH	AJY144GALH	AJY126GALH	AJY126GALH	AJY126GALH	AJY126GALH	AJY126GALH	AJY126GALH	AJY126GALH	AJY126GALH	AJY126GALH
AJYA90GALH	AJYA90GALH	AJYA90GALH	AJYA90GALH	AJYA90GALH	AJYA90GALH	AJYA90GALH	AJYA90GALH	AJYA90GALH	AJYA90GALH	AJYA90GALH	AJYA90GALH	AJYA90GALH	AJYA90GALH
AJYA72GALH	AJYA90GALH	AJYA72GALH	AJYA72GALH	AJYA90GALH	AJYA90GALH	AJYA90GALH	AJYA90GALH	AJYA90GALH	AJYA90GALH	AJYA90GALH	AJYA90GALH	AJYA90GALH	AJYA90GALH
48	51	54	57	60	64	64	48	51	54	57	60	64	64
45.2-135.6	48.0-144.0	51.2-153.6	54.0-162.0	56.5-169.5	60.0-180.0	62.5-187.5	45.2-135.6	48.0-144.0	51.2-153.6	54.0-162.0	56.5-169.5	60.0-180.0	62.5-187.5

3-phase 4 wire , 400 V, 50Hz

90.4	96.0	102.4	108.0	113.0	120.0	125.0
101.5	108.0	115.0	121.5	126.5	135.0	140.0
23.90	25.56	28.13	29.79	32.06	34.02	36.29
23.93	25.56	27.50	29.13	31.00	32.70	34.57
3.78	3.76	3.64	3.63	3.52	3.53	3.44
4.24	4.23	4.18	4.17	4.08	4.13	4.05
13,000+11,100×2	13,000+11,100×2	13,000×2+11,100	13,000×2+11,100	13,000×2+11,100	13,000×3	13,000×3
63 / 84	64 / 85	64 / 85	64 / 86	65 / 86	65 / 86	65 / 86
64 / 86	65 / 87	65 / 87	65 / 87	65 / 87	66 / 88	66 / 88
80	80	80	80	80	80	80
11.0+7.5×2	11.0+7.5×2	11.0×2+7.5	11.0×2+7.5	11.0×2+7.5	11.0×3	11.0×3
Blue fin	Blue fin	Blue fin	Blue fin	Blue fin	Blue fin	Blue fin
1,690	1,690	1,690	1,690	1,690	1,690	1,690
1,240+930×2	1,240+930×2	1,240×2+930	1,240×2+930	1,240×2+930	1,240×3	1,240×3
765	765	765	765	765	765	765
286+262×2	286+262×2	286×2+262	286×2+262	286×2+262	286×3	286×3
R410A (2,088)	R410A (2,088)	R410A (2,088)	R410A (2,088)	R410A (2,088)	R410A (2,088)	R410A (2,088)
11.8×3 (24.6×3)	11.8×3 (24.6×3)	11.8×3 (24.6×3)	11.8×3 (24.6×3)	11.8×3 (24.6×3)	11.8×3 (24.6×3)	11.8×3 (24.6×3)
19.05	19.05	19.05	19.05	19.05	19.05	19.05
28.58	28.58	28.58	34.92	34.92	34.92	34.92
34.92	34.92	41.27	41.27	41.27	41.27	41.27
-10 to 46	-10 to 46	-10 to 46	-10 to 46	-10 to 46	-10 to 46	-10 to 46
-20 to 21	-20 to 21	-20 to 21	-20 to 21	-20 to 21	-20 to 21	-20 to 21
-10 to 21	-10 to 21	-10 to 21	-10 to 21	-10 to 21	-10 to 21	-10 to 21

*1: Minimum connectable indoor unit number is 2.

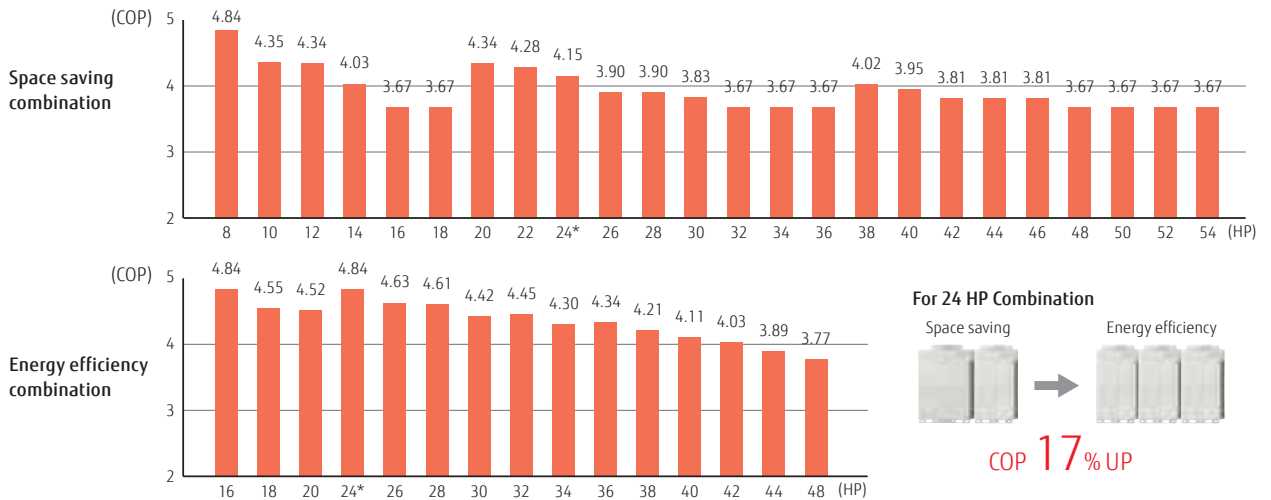
*2: The noise value is the value when measured in an anechoic room. When measured in the actual installed state, surrounding noise and reflections are received and the measured value is usually larger than the indicated value.

Heat Pump Modular Type



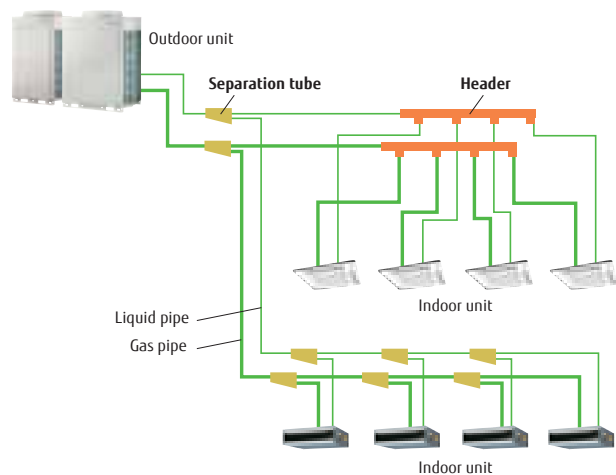
Efficiency in actual operation

Top class high COP is achieved for all combinations by our unique heat exchanger structure, high efficient DC twin compressor, and our own technologies.



System configuration example

- This system is used for medium-sized and large buildings. Connecting each outdoor unit makes it possible to create a highcapacity system.
- Connection of multiple indoor units using separation tubes and headers.



8,10HP: AJY072LALBH / AJY090LALBH
 12,14,16,18HP: AJY108LALBH / AJY126LALBH / AJY144LALBH / AJY162LALBH



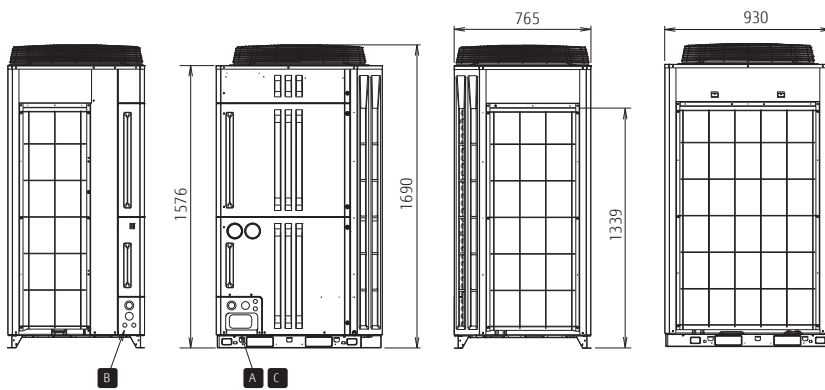
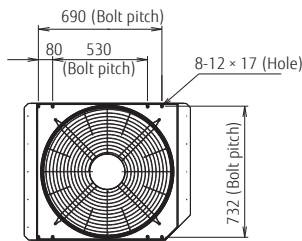
8, 10 HP

12, 14, 16, 18 HP

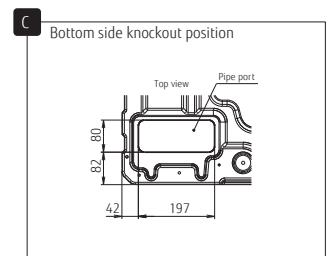
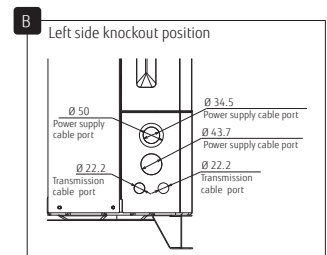
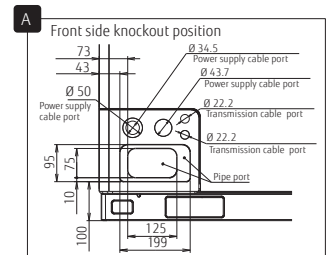
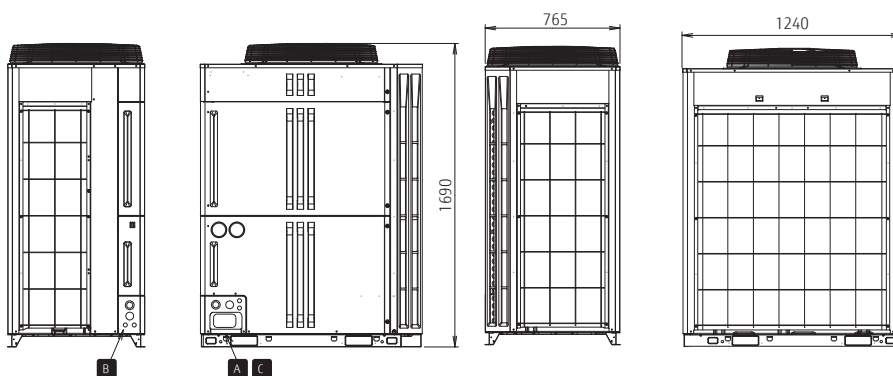
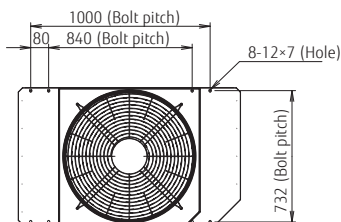
Dimensions

(Unit : mm)

8, 10 HP







12, 14, 16, 18 HP







PRODUCT LINEUP: VRF-AIRSTAGE™ V-Series

Outdoor units specifications

Space Saving Combination

Rating Capacity range		HP	8	10	12	14	16	18	20	22	24	26	28
													
Set Model name			AJY072LALBH	AJY090LALBH	AJY108LALBH	AJY126LALBH	AJY144LALBH	AJY162LALBH	AJY180LALBH	AJY198LALBH	AJY216LALBH	AJY234LALBH	AJY252LALBH
Unit 1 Unit 2 Unit 3			AJY072LALBH	AJY090LALBH	AJY108LALBH	AJY126LALBH	AJY144LALBH	AJY162LALBH	AJY090LALBH AJY090LALBH	AJY126LALBH AJY072LALBH	AJY126LALBH AJY090LALBH	AJY144LALBH AJY090LALBH	AJY162LALBH AJY090LALBH
Maximum Connectable Indoor Unit*1			17	21	26	30	34	39	43	47	52	56	60
Indoor unit connectable capacity		kW	11.2-33.6	14.0-42.0	16.8-50.2	20.0-60.0	22.5-67.5	25.0-67.5	28.0-84.0	31.2-93.6	34.0-102.0	36.5-109.5	39.0-109.5
Power source			3-phase 4 wire, 400 V, 50Hz										
Capacity	Cooling	kW	22.4	28.0	33.5	40.0	45.0	50.0	56.0	62.4	68.0	73.0	78.0
	Heating		25.0	31.5	37.5	45.0	50.0	50.0	63.0	70.0	76.5	81.5	81.5
Input power	Cooling	kW	5.20	7.28	8.96	10.96	13.01	16.56	14.56	16.16	18.24	20.29	23.84
	Heating		5.17	7.25	8.65	11.17	13.63	13.63	14.50	16.34	18.42	20.88	20.88
EER	Cooling	W/W	4.31	3.85	3.74	3.65	3.46	3.02	3.85	3.86	3.73	3.60	3.27
COP	Heating	W/W	4.84	4.35	4.34	4.03	3.67	3.67	4.34	4.28	4.15	3.90	3.90
Airflow rate	High	m³/h	11,100	11,100	13,000	13,000	13,700	13,700	11,100×2	13,000+11,100	13,000+11,100	13,000+11,100	13,700+11,100
Sound pressure level*2/ Power level	Cooling	dB(A)	56 / 77	58 / 79	57 / 78	60 / 81	62 / 83	63 / 84	61 / 82	61 / 82	62 / 83	63 / 84	64 / 85
	Heating		58 / 80	59 / 81	60 / 83	62 / 84	64 / 86	64 / 86	62 / 84	63 / 85	64 / 86	65 / 87	65 / 87
Maximum external static pressure		Pa	82	82	82	82	82	82	82	82	82	82	82
Compressor motor output		kW	7.5	7.5	11.0	11.0	11.0	11.0	7.5×2	11.0+7.5	11.0+7.5	11.0+7.5	11.0+7.5
Heat exchanger fin			Blue fin	Blue fin	Blue fin	Blue fin	Blue fin	Blue fin	Blue fin	Blue fin	Blue fin	Blue fin	Blue fin
Net Dimensions	Height	mm	1,690	1,690	1,690	1,690	1,690	1,690	1,690	1,690	1,690	1,690	1,690
	Width		930	930	1,240	1,240	1,240	1,240	930×2	1,240+930	1,240+930	1,240+930	1,240+930
	Depth		765	765	765	765	765	765	765	765	765	765	765
Weight		kg	252	252	275	275	275	275	252×2	275+252	275+252	275+252	275+252
Refrigerant	Type (Global Warming Potential)		R410A (2,088)	R410A (2,088)	R410A (2,088)	R410A (2,088)	R410A (2,088)	R410A (2,088)	R410A (2,088)	R410A (2,088)	R410A (2,088)	R410A (2,088)	R410A (2,088)
	Charge	kg(CO2eq-T)	11.7 (24.4)	11.7 (24.4)	11.8 (24.6)	11.8 (24.6)	11.8 (24.6)	11.8 (24.6)	11.7×2 (24.4×2)	11.8+11.7 (24.6+24.4)	11.8+11.7 (24.6+24.4)	11.8+11.7 (24.6+24.4)	11.8+11.7 (24.6+24.4)
Connection pipe diameter	Liquid	mm	12.70	12.70	12.70	12.70	12.70	15.88	15.88	15.88	15.88	15.88	15.88
	Gas		22.22	22.22	28.58	28.58	28.58	28.58	28.58	34.92	34.92	34.92	34.92
Operation range	Cooling	°CDB	-15 to 46	-15 to 46	-15 to 46	-15 to 46	-15 to 46	-15 to 46	-5 to 46	-5 to 46	-5 to 46	-5 to 46	-5 to 46
	Heating		-20 to 21	-20 to 21	-20 to 21	-20 to 21	-20 to 21	-20 to 21	-20 to 21	-20 to 21	-20 to 21	-20 to 21	-20 to 21

Energy Efficiency Combination





Rating Capacity range		HP	16	18	20	24	26	28	30	
										
Set Model name			AJY144LALBH	AJY162LALBH	AJY180LALBH	AJY216LALBH	AJY234LALBH	AJY252LALBH	AJY270LALBH	
Unit 1 Unit 2 Unit 3			AJY072LALBH AJY072LALBH	AJY090LALBH AJY072LALBH	AJY108LALBH AJY072LALBH	AJY072LALBH AJY072LALBH AJY072LALBH	AJY090LALBH AJY072LALBH AJY072LALBH	AJY108LALBH AJY072LALBH AJY072LALBH	AJY126LALBH AJY072LALBH AJY072LALBH	
Maximum Connectable Indoor Unit*1			34	39	43	52	56	60	64	
Indoor unit connectable capacity		kW	22.4-67.2	25.2-75.6	28.0-83.8	33.6-100.8	36.4-109.2	39.2-117.4	42.4-127.2	
Power source			3-phase 4 wire, 400 V, 50Hz							
Capacity	Cooling	kW	44.8	50.4	55.9	67.2	72.8	78.3	84.8	
	Heating		50.0	56.5	62.5	75.0	81.5	87.5	95.0	
Input power	Cooling	kW	10.40	12.48	14.16	15.60	17.68	19.36	21.36	
	Heating		10.34	12.42	13.82	15.51	17.59	18.99	21.51	
EER	Cooling	W/W	4.31	4.04	3.95	4.31	4.12	4.04	3.97	
COP	Heating	W/W	4.84	4.55	4.52	4.84	4.63	4.61	4.42	
Airflow rate	High	m³/h	11,100×2	11,100×2	13,000+11,100	11,100×3	11,000×3	13,000+11,100×2	13,000+11,100×2	
Sound pressure level*2/ Power level	Cooling	dB(A)	59 / 80	60 / 81	60 / 81	61 / 82	62 / 83	61 / 82	63 / 84	
	Heating		61 / 83	62 / 84	62 / 85	63 / 85	63 / 85	64 / 86	65 / 87	
Maximum external static pressure		Pa	82	82	82	82	82	82	82	
Compressor motor output		kW	7.5×2	7.5×2	11.0+7.5	7.5×3	7.5×3	11.0+7.5×2	11.0+7.5×2	
Heat exchanger fin			Blue fin	Blue fin	Blue fin	Blue fin	Blue fin	Blue fin	Blue fin	
Net Dimensions	Height	mm	1,690	1,690	1,690	1,690	1,690	1,690	1,690	
	Width		930×2	930×2	1,240+930	930×3	930×3	1,240+930×2	1,240+930×2	
	Depth		765	765	765	765	765	765	765	
Weight		kg	252×2	252×2	275+252	252×3	252×3	275+252×2	275+252×2	
Refrigerant	Type (Global Warming Potential)		R410A (2,088)	R410A (2,088)	R410A (2,088)	R410A (2,088)	R410A (2,088)	R410A (2,088)	R410A (2,088)	
	Charge	kg(CO2eq-T)	11.7×2 (24.4×2)	11.7×2 (24.4×2)	11.8+11.7 (24.6+24.4)	11.7×3 (24.4×3)	11.7×3 (24.4×3)	11.8+11.7×2 (24.6+24.4×2)	11.8+11.7×2 (24.6+24.4×2)	
Connection pipe diameter	Liquid	mm	12.70	15.88	15.88	15.88	15.88	15.88	19.05	
	Gas		28.58	28.58	28.58	34.92	34.92	34.92	34.92	
Operation range	Cooling	°CDB	-5 to 46	-5 to 46	-5 to 46	-5 to 46	-5 to 46	-5 to 46	-5 to 46	
	Heating		-20 to 21	-20 to 21	-20 to 21	-20 to 21	-20 to 21	-20 to 21	-20 to 21	

Note : Specifications are based on the following conditions.

Cooling : Indoor temperature of 27°CDB / 19°CWB, and outdoor temperature of 35°CDB / 24°CWB.
Heating : Indoor temperature of 20°CDB / (15°CWB), and outdoor temperature of 7°CDB / 6°CWB.



Pipe length : 7.5 m; Height difference between outdoor unit and indoor unit : 0 m.

When cooling operation will be conducted at outdoor air temperature below -5°C, the outdoor unit must be installed in a position that is higher than or equal to those of indoor units.

30	32	34	36	38	40	42	44	46	48	50	52	54
												
AJY270LALBH	AJY288LALBH	AJY306LALBH	AJY324LALBH	AJY342LALBH	AJY360LALBH	AJY378LALBH	AJY396LALBH	AJY414LALBH	AJY432LALBH	AJY450LALBH	AJY468LALBH	AJY486LALBH
AJY144LALBH AJY126LALBH	AJY144LALBH AJY144LALBH	AJY162LALBH AJY144LALBH	AJY162LALBH AJY162LALBH	AJY162LALBH AJY090LALBH AJY090LALBH	AJY144LALBH AJY126LALBH AJY090LALBH	AJY144LALBH AJY144LALBH AJY090LALBH	AJY162LALBH AJY144LALBH AJY090LALBH	AJY162LALBH AJY162LALBH AJY162LALBH	AJY144LALBH AJY144LALBH AJY144LALBH	AJY162LALBH AJY144LALBH AJY144LALBH	AJY162LALBH AJY162LALBH AJY162LALBH	AJY162LALBH AJY162LALBH AJY162LALBH
64	64	64	64	64	64	64	64	64	64	64	64	64
42.5-127.5	45.0-135.0	47.5-135.0	50.0-135.0	53.0-151.5	56.5-169.5	59.0-177.0	61.5-177.0	64.0-177.0	67.5-202.5	70.0-202.5	72.5-202.5	75.0-202.5

3-phase 4 wire, 400 V, 50Hz

85.0	90.0	95.0	100.0	106.0	113.0	118.0	123.0	128.0	135.0	140.0	145.0	150.0
95.0	100.0	100.0	100.0	113.0	126.5	131.5	131.5	131.5	150.0	150.0	150.0	150.0
23.97	26.02	29.57	33.12	31.12	31.25	33.30	36.85	40.40	39.03	42.58	46.13	49.68
24.80	27.26	27.26	27.26	28.13	32.05	34.51	34.51	34.51	40.89	40.89	40.89	40.89
3.55	3.46	3.21	3.02	3.41	3.62	3.54	3.34	3.17	3.46	3.29	3.14	3.02
3.83	3.67	3.67	3.67	4.02	3.95	3.81	3.81	3.81	3.67	3.67	3.67	3.67
13,700+13,000	13,700×2	13,700×2	13,700×2	13,700+11,100×2	13,700+13,000+11,100	13,700+2+11,100	13,700+2+11,100	13,700+2+11,100	13,700×3	13,700×3	13,700×3	13,700×3
64 / 85	65 / 88	66 / 87	66 / 87	65 / 86	65 / 86	66 / 87	66 / 87	67 / 87	67 / 88	67 / 88	67 / 88	68 / 89
66 / 88	67 / 89	67 / 89	67 / 89	66 / 88	67 / 89	68 / 90	68 / 90	68 / 90	69 / 91	69 / 91	69 / 91	69 / 91
82	82	82	82	82	82	82	82	82	82	82	82	82
11.0×2	11.0×2	11.0×2	11.0×2	11.0+7.5×2	11.0×2+7.5	11.0×2+7.5	11.0×2+7.5	11.0×2+7.5	11.0×3	11.0×3	11.0×3	11.0×3
Blue fin	Blue fin	Blue fin	Blue fin	Blue fin	Blue fin	Blue fin	Blue fin	Blue fin	Blue fin	Blue fin	Blue fin	Blue fin
1,690	1,690	1,690	1,690	1,690	1,690	1,690	1,690	1,690	1,690	1,690	1,690	1,690
1,240×2	1,240×2	1,240×2	1,240×2	1,240+930×2	1,240+930	1,240+2+930	1,240+2+930	1,240+2+930	1,240×3	1,240×3	1,240×3	1,240×3
765	765	765	765	765	765	765	765	765	765	765	765	765
275×2	275×2	275×2	275×2	275+252×2	275×2+252	275×2+252	275×2+252	275×2+252	275×3	275×3	275×3	275×3
R410A (2,088)	R410A (2,088)	R410A (2,088)	R410A (2,088)	R410A (2,088)	R410A (2,088)	R410A (2,088)	R410A (2,088)	R410A (2,088)	R410A (2,088)	R410A (2,088)	R410A (2,088)	R410A (2,088)
11.8×2 (24.6×2)	11.8×2 (24.6×2)	11.8×2 (24.6×2)	11.8×2 (24.6×2)	11.8+11.7×2 (24.6+24.4×2)	11.8×2+11.7 (24.6×2+24.4)	11.8×2+11.7 (24.6×2+24.4)	11.8×2+11.7 (24.6×2+24.4)	11.8×2+11.7 (24.6×2+24.4)	11.8×3 (24.6×3)	11.8×3 (24.6×3)	11.8×3 (24.6×3)	11.8×3 (24.6×3)
19.05	19.05	19.05	19.05	19.05	19.05	19.05	19.05	19.05	19.05	19.05	19.05	19.05
34.92	34.92	34.92	41.27	41.27	41.27	41.27	41.27	41.27	41.27	41.27	41.27	41.27
-5 to 46	-5 to 46	-5 to 46	-5 to 46	-5 to 46	-5 to 46	-5 to 46	-5 to 46	-5 to 46	-5 to 46	-5 to 46	-5 to 46	-5 to 46
-20 to 21	-20 to 21	-20 to 21	-20 to 21	-20 to 21	-20 to 21	-20 to 21	-20 to 21	-20 to 21	-20 to 21	-20 to 21	-20 to 21	-20 to 21

32	34	36	38	40	42	44	46	
								
AJY288LALBH	AJY306LALBH	AJY324LALBH	AJY342LALBH	AJY360LALBH	AJY378LALBH	AJY396LALBH	AJY414LALBH	
AJY108LALBH AJY108LALBH AJY072LALBH	AJY126LALBH AJY108LALBH AJY072LALBH	AJY108LALBH AJY108LALBH AJY108LALBH	AJY126LALBH AJY108LALBH AJY108LALBH	AJY126LALBH AJY126LALBH AJY108LALBH	AJY126LALBH AJY126LALBH AJY126LALBH	AJY144LALBH AJY126LALBH AJY126LALBH	AJY144LALBH AJY144LALBH AJY126LALBH	
64	64			64	64	64	64	
44.7-134.1	48.0-143.8	50.3-150.7	53.5-160.5	56.8-170.2	60.0-180.0	62.5-187.5	65.0-195.0	

3-phase 4 wire, 400 V, 50Hz

89.4	95.9	100.5	107.0	113.5	120.0	125.0	130.0
100.0	107.5	112.5	120.0	127.5	135.0	140.0	145.0
23.12	25.12	26.88	28.88	30.88	32.88	34.93	36.98
22.47	24.99	25.95	28.47	30.99	33.51	35.97	38.43
3.87	3.82	3.74	3.70	3.68	3.65	3.58	3.52
4.45	4.30	4.34	4.21	4.11	4.03	3.89	3.77
13,000×2+11,100	13,000×2+11,100	13,000×3	13,000×3	13,000×3	13,000×3	13,700+13,000×2	13,700×2+13,000
61 / 82	63 / 84	63 / 83	64 / 84	64 / 85	65 / 88	66 / 87	66 / 87
64 / 87	65 / 88	65 / 88	65 / 88	66 / 88	67 / 89	68 / 90	68 / 90
82	82	82	82	82	82	82	82
11.0×2+7.5	11.0×2+7.5	11.0×3	11.0×3	11.0×3	11.0×3	11.0×3	11.0×3
Blue fin	Blue fin	Blue fin	Blue fin	Blue fin	Blue fin	Blue fin	Blue fin
1,690	1,690	1,690	1,690	1,690	1,690	1,690	1,690
1,240×2+930	1,240×2+930	1,240×3	1,240×3	1,240×3	1,240×3	1,240×3	1,240×3
765	765	765	765	765	765	765	765
275×2+252	275×2+252	275×3	275×3	275×3	275×3	275×3	275×3
R410A (2,088)	R410A (2,088)	R410A (2,088)	R410A (2,088)	R410A (2,088)	R410A (2,088)	R410A (2,088)	R410A (2,088)
11.8×2+11.7 (24.6×2+24.4)	11.8×2+11.7 (24.6×2+24.4)	11.8×3 (24.6×3)	11.8×3 (24.6×3)	11.8×3 (24.6×3)	11.8×3 (24.6×3)	11.8×3 (24.6×3)	11.8×3 (24.6×3)
19.05	19.05	19.05	19.05	19.05	19.05	19.05	19.05
34.92	34.92	41.27	41.27	41.27	41.27	41.27	41.27
-5 to 46	-5 to 46	-5 to 46	-5 to 46	-5 to 46	-5 to 46	-5 to 46	-5 to 46
-20 to 21	-20 to 21	-20 to 21	-20 to 21	-20 to 21	-20 to 21	-20 to 21	-20 to 21

*1 Minimum connectable indoor unit number is 2.

However ARXC72 and ARXC90 can be used signal connection.

*2 The noise value is the value when measured in an anechoic room.

When measured in the actual installed state, surrounding noise and reflections are received and the measured value is usually larger than the indicated value.

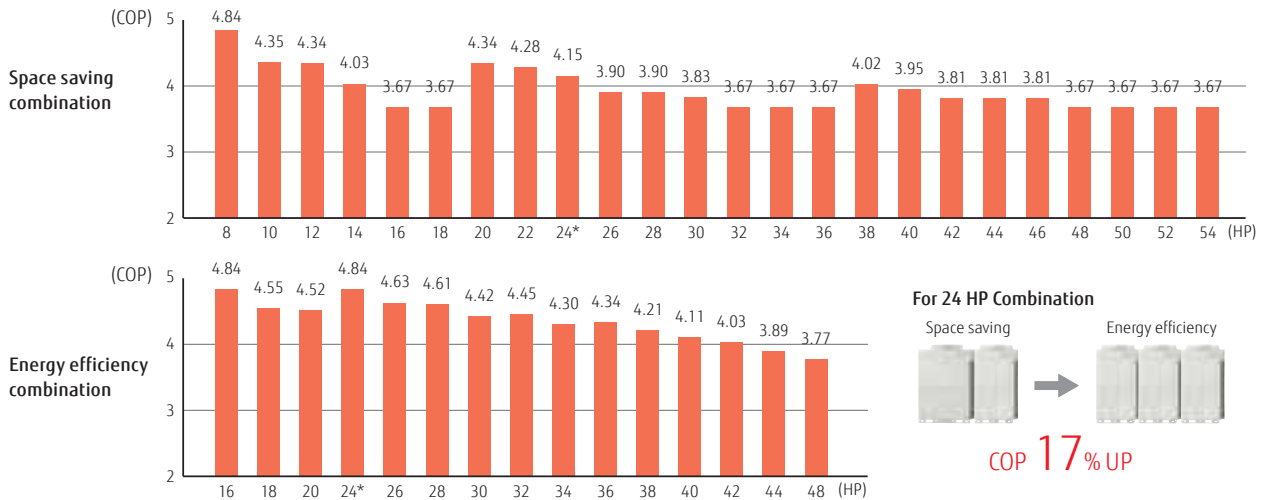
Heat Pump Modular Type

AIRSTAGE™ V-III



Efficiency in actual operation

Top class high COP is achieved for all combinations by our unique heat exchanger structure, high efficient DC twin compressor, and our own technologies.



Heavy anti-corrosion treatment design

Anti-corrosion coated casing parts
Satisfied the JRA* heavy anti-corrosion regulation(4002)
*JRA: Japan Refrigeration Association


PCB and Electronic components
High ambient temperature compatible electric components. Added silicon coating on all PCB circuits for anti-corrosion.

Blue fin heat exchanger

- Hydrophilic coating
- Cobalt Blue protection
- Aluminium base material
- Cobalt Blue protection
- Hydrophilic coating

High ambient & corrosion compatible
PCB componets
Refrigerant cycle component

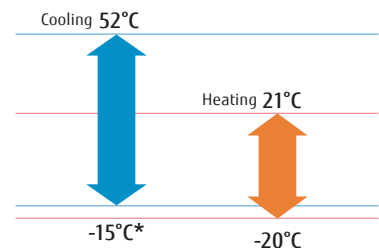
All screws and hinges
Added zinc chrome acid film treatment.



High ambient operation design

Possible to operate cooling up to 52°C outdoor temperature by adopting DC fan motor, large propeller fan and large heat exchanger.

Cooling operation
up to 52°C
ambient



*: When a multiple outdoor unit connection is used, operating range is from -5°C to 52°C in cooling.

8,10HP : AJY072LNLBH / AJY090LNLBH
 12,14,16,18HP : AJY108LNLBH / AJY126LNLBH / AJY144LNLBH / AJY162LNLBH



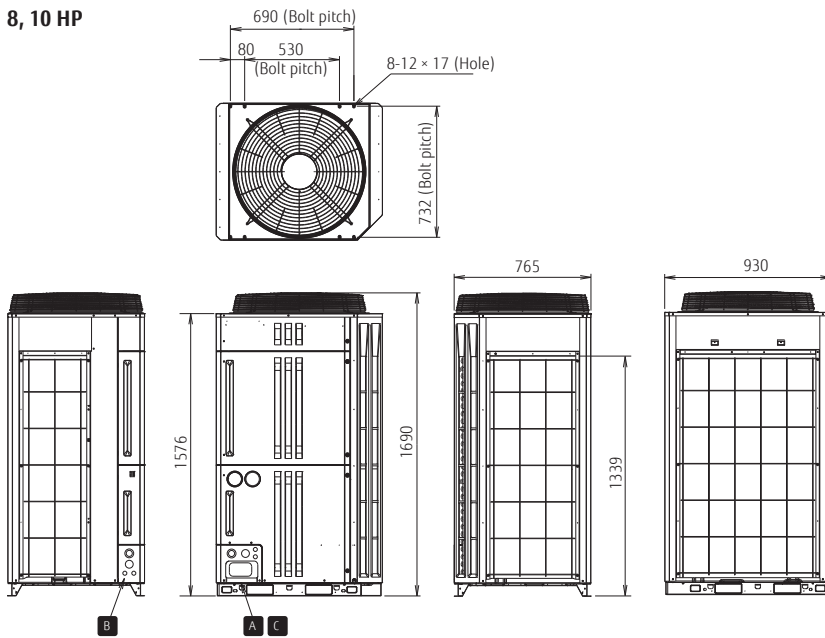
8, 10 HP

12, 14, 16, 18 HP

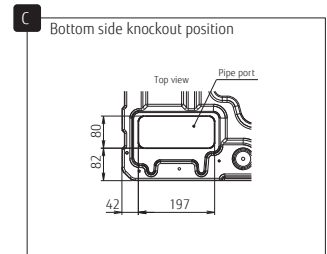
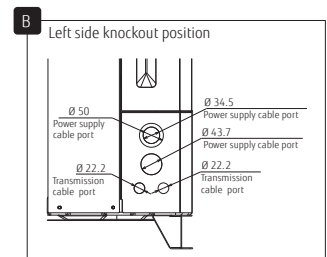
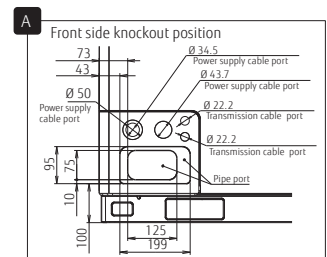
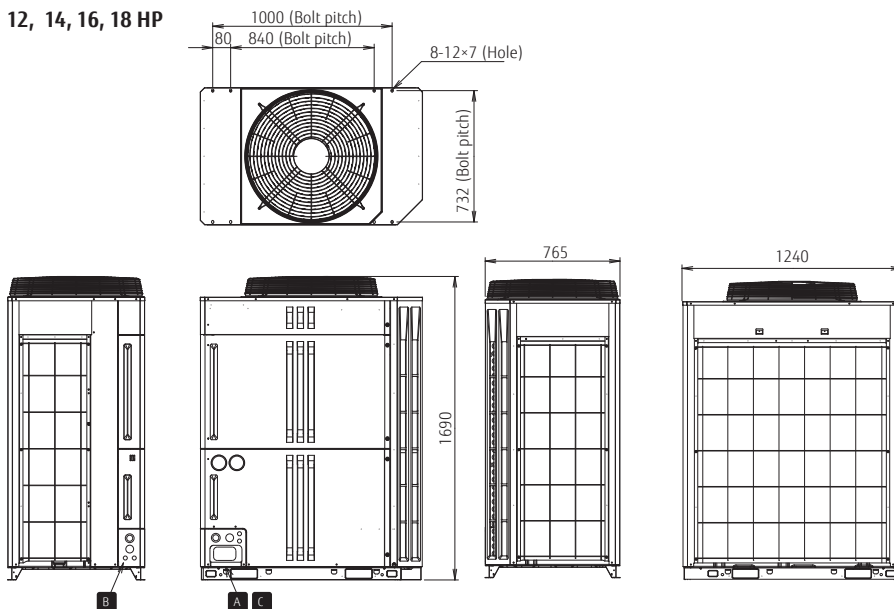
Dimensions

(Unit : mm)

8, 10 HP














12, 14, 16, 18 HP










PRODUCT LINEUP: VRF-AIRSTAGE™ V-Series

Outdoor units specifications


Space Saving Combination


Rating Capacity range		HP	8	10	12	14	16	18	20	22	24	26	28			
																
Set Model name			AJY072LNLBH Unit 1 Unit 2 Unit 3	AJY090LNLBH Unit 1 Unit 2 Unit 3	AJY108LALBH Unit 1 Unit 2 Unit 3	AJY126LNLBH Unit 1 Unit 2 Unit 3	AJY144LNLBH Unit 1 Unit 2 Unit 3	AJY162LNLBH Unit 1 Unit 2 Unit 3	AJY180LNLBH Unit 1 Unit 2 Unit 3	AJY198LNLBH Unit 1 Unit 2 Unit 3	AJY216LNLBH Unit 1 Unit 2 Unit 3	AJY234LNLBH Unit 1 Unit 2 Unit 3	AJY252LNLBH Unit 1 Unit 2 Unit 3			
Maximum Connectable Indoor Unit			13	16	19	23	26	29	33	36	40	43	46			
Indoor unit connectable capacity		Cooling	11.2-29.1	14-36.4	16.8-43.5	20-52	22.5-58.5	25-65	28-72.8	31.2-81.1	34-88.4	36.5-94.9	39-101.4			
Power source			3-phase 4 wire, 400 V, 50Hz													
T1 condition	Capacity	Cooling	kW		22.4	28.0	33.5	40.0	45.0	50.0	56.0	62.4	68.0	73.0	78.0	
		Heating	kW		25.0	31.5	37.5	45.0	50.0	56.0	63.0	70.0	76.5	81.5	81.5	
		Capacity	Cooling	Btu/h		76400	95500	114300	136500	153500	170600	191000	212900	232000	249000	266100
			Heating	Btu/h		85300	107500	128000	153500	170600	191000	215000	238800	261000	278100	278100
	Input power	Cooling	kW		5.20	7.28	8.96	10.96	13.01	16.56	14.56	16.16	18.24	20.29	23.84	
			kW		5.17	7.25	8.65	11.17	13.63	13.63	14.50	16.34	18.42	20.88	20.88	
	Current	Cooling	A		9.2	12.0	15.0	17.7	20.7	26.1	-	-	-	-	-	
			A		9.2	12.2	14.6	18.2	21.5	21.5	-	-	-	-	-	
	EER	Cooling	W/W		4.31	3.85	3.74	3.65	3.46	3.02	3.85	3.86	3.73	3.60	3.27	
			W/W		4.84	4.35	4.34	4.03	3.67	3.67	4.34	4.28	4.15	3.90	3.90	
COP	Heating	Btu/h/W		14.7	13.1	12.8	12.5	11.8	10.3	13.1	13.2	12.7	12.3	11.2		
		Btu/h/W		16.5	14.8	14.8	13.7	12.5	12.5	14.8	14.6	14.2	13.3	13.3		
T3 condition	Capacity	Cooling	kW		20.2	25.2	28.5	32	35.1	35.2	50.4	52.2	57.2	60.3	60.4	
			Btu/h		68900	86000	97200	109200	119800	120100	172000	178100	195200	205800	206100	
	Input power	Cooling	kW		6.73	9.20	9.34	10.70	11.82	12.35	18.39	17.44	19.90	21.02	21.55	
			A		10.8	14.5	14.7	16.9	18.6	19.2	-	-	-	-	-	
	EER	Cooling	W/W		3.00	2.74	3.05	2.99	2.97	2.85	2.74	2.99	2.87	2.87	2.80	
		Btu/h/W		10.23	9.35	10.40	10.20	10.14	9.72	9.35	10.21	9.81	9.79	9.56		
Power factor			%		90	92	92	92	92	93	-	-	-	-		
Airflow rate			High m ³ /h		11100	11100	13000	13000	13700	13700	11100×2	13000+11100	13000+11100	13700+11100	13700+11100	
Sound pressure level / Power level		Cooling	dB(A)		56 / 77	58 / 79	57 / 78	60 / 81	62 / 83	63 / 84	61 / 82	62 / 83	63 / 84	64 / 85		
		Heating	dB(A)		58 / 80	59 / 81	60 / 83	62 / 84	64 / 86	64 / 86	62 / 84	63 / 85	64 / 86	65 / 87	65 / 87	
External static pressure (Max)			Pa		82	82	82	82	82	82	82	82	82	82		
Compressor motor output			kW		7.5	7.5	11	11	11	11	7.5×2	11.0×7.5	11.0×7.5	11.0×7.5		
Heat exchanger fin			Blue fin		Blue fin	Blue fin	Blue fin	Blue fin	Blue fin	Blue fin	Blue fin	Blue fin	Blue fin	Blue fin		
Net Dimensions		Height	mm		1690	1690	1690	1690	1690	1690	1690×2	1690×2	1690×2	1690×2		
		Width	mm		930	930	1240	1240	1240	1240	930×2	1240×930	1240×930	1240×930		
		Depth	mm		765	765	765	765	765	765	765×2	765×2	765×2	765×2		
Weight			kg		255	255	279	279	279	279	255×2	279×255	279×255	279×255		
Refrigerant		Type (Global Warming Potential)	R410A (2,088)		R410A (2,088)	R410A (2,088)	R410A (2,088)	R410A (2,088)	R410A (2,088)	R410A (2,088)	R410A (2,088)	R410A (2,088)	R410A (2,088)			
		Charge	kg(CO2eq-T)		11.7 (24.4)	11.7 (24.4)	11.8 (24.6)	11.8 (24.6)	11.8 (24.6)	11.8 (24.6)	11.7×2 (24.4×2)	11.8+11.7 (24.6+24.4)	11.8+11.7 (24.6+24.4)	11.8+11.7 (24.6+24.4)		
Connection pipe diameter		Liquid	mm		12.70	12.70	12.70	12.70	12.70	15.88	15.88	15.88	15.88			
		Gas	mm		22.22	22.22	28.58	28.58	28.58	28.58	28.58	34.92	34.92	34.92		
Operation range		Cooling	°CDB		-15 to 52	-15 to 52	-15 to 52	-15 to 52	-15 to 52	-5 to 52	-5 to 52	-5 to 52	-5 to 52			
		Heating	°CDB		-20 to 21	-20 to 21	-20 to 21	-20 to 21	-20 to 21	-20 to 21	-20 to 21	-20 to 21	-20 to 21	-20 to 21		

Energy Efficiency Combination

Rating Capacity range		HP	16	18	20	24	26	28	30			
												
Set Model name			AJY144LNLBHH Unit 1 Unit 2 Unit 3	AJY162LNLBHH Unit 1 Unit 2 Unit 3	AJY180LNLBHH Unit 1 Unit 2 Unit 3	AJY216LNLBHH Unit 1 Unit 2 Unit 3	AJY234LNLBHH Unit 1 Unit 2 Unit 3	AJY252LNLBHH Unit 1 Unit 2 Unit 3	AJY270LNLBHH Unit 1 Unit 2 Unit 3			
Maximum Connectable Indoor Unit			26	29	33	39	43	46	50			
Indoor unit connectable capacity		Cooling	22.4-58.2	25.2-65.5	28-72.6	33.6-87.3	36.4-94.6	39.2-101.7	42.4-110.2			
Power source			3N - 400V, 50/60Hz									
T1 condition	Capacity	Cooling	kW		44.8	50.4	55.9	67.2	72.8	78.3	84.8	
		Heating	kW		50.0	56.5	62.5	75.0	81.5	87.5	95.0	
		Capacity	Cooling	Btu/h		152800	171900	190700	229200	248300	267100	289300
			Heating	Btu/h		170600	192800	213300	255900	278100	298600	324100
	Input power	Cooling	kW		10.40	12.48	14.16	15.60	17.68	19.36	21.36	
			kW		10.34	12.42	13.82	15.51	17.59	18.99	21.51	
	Current	Cooling	A		-	-	-	-	-	-	-	
			A		-	-	-	-	-	-	-	
	EER	Cooling	W/W		4.31	4.04	3.95	4.31	4.12	4.04	3.97	
			W/W		4.84	4.55	4.52	4.84	4.63	4.61	4.42	
COP	Heating	Btu/h/W		14.7	13.8	13.5	14.7	14.0	13.8	13.5		
		Btu/h/W		16.5	15.5	15.4	16.5	15.8	15.7	15.1		
T3 condition	Capacity	Cooling	kW		40.4	45.4	48.7	60.6	65.6	68.9	72.4	
			Btu/h		137800	154900	166100	206700	223800	235000	247000	
	Input power	Cooling	kW		13.47	15.93	16.08	20.20	22.66	22.81	24.17	
			A		-	-	-	-	-	-	-	
	EER	Cooling	W/W		3.00	2.85	3.03	3.00	2.89	3.02	3.00	
Btu/h/W			10.23	9.72	10.33	10.23	9.87	10.30	10.22			
Power factor			%		-	-	-	-	-	-	-	
Airflow rate			High m ³ /h		11100×2	11100×2	13000+11100	11100×3	11100×3	13000+11100×2	13000+11100×2	
Sound pressure level / Power level		Cooling	dB(A)		59 / 80	60 / 81	60 / 81	61 / 82	62 / 83	61 / 82	63 / 84	
		Heating	dB(A)		61 / 83	62 / 84	62 / 85	63 / 85	63 / 85	63 / 85	64 / 86	65 / 87
External static pressure (Max)			Pa		82	82	82	82	82	82	82	
Compressor motor output			kW		7.5×2	7.5×2	11.0×7.5	7.5×3	7.5×3	11.0×7.5×2	11.0×7.5×2	
Heat exchanger fin			Blue fin		Blue fin	Blue fin	Blue fin	Blue fin	Blue fin	Blue fin	Blue fin	
Net Dimensions		Height	mm		1690×2	1690×2	1690×2	1690×3	1690×3	1690×3	1690×3	
		Width	mm		930×2	930×2	1240×930	930×3	930×3	1240×930×2	1240×930×2	
		Depth	mm		765×2	765×2	765×2	765×3	765×3	765×3	765×3	
Weight			kg		255×2	255×2	279×255	255×3	255×3	279×255×2	279×255×2	
Refrigerant		Type (Global Warming Potential)	R410A (2,088)		R410A (2,088)	R410A (2,088)	R410A (2,088)	R410A (2,088)	R410A (2,088)	R410A (2,088)		
		Charge	kg(CO2eq-T)		11.7×2 (24.4×2)	11.7×2 (24.4×2)	11.8+11.7 (24.6+24.4)	11.7×3 (24.4×3)	11.7×3 (24.4×3)	11.8+11.7×2 (24.6+24.4×2)	11.8+11.7×2 (24.6+24.4×2)	
Connection pipe diameter		Liquid	mm		12.70	15.88	15.88	15.88	15.88	15.88	19.05	
		Gas	mm		28.58	28.58	28.58	34.92	34.92	34.92	34.92	
Operation range		Cooling	°CDB		-5 to 52	-5 to 52	-5 to 52	-5 to 52	-5 to 52	-5 to 52	-5 to 52	
		Heating	°CDB		-20 to 21	-20 to 21	-20 to 21	-20 to 21	-20 to 21	-20 to 21	-20 to 21	


























































Note: Specifications are based on the following conditions.
 Cooling(T1): Indoor temperature of 27°CDB / 19°CWB, and outdoor temperature of 35°CDB / 24°CWB
 Cooling(T3): Indoor temperature of 29°CDB / 19°CWB, and outdoor temperature of 46°CDB / 24°CWB
 Heating: Indoor temperature of 20°CDB / (15°CWB), and outdoor temperature of 7°CDB / 6°CWB.
 Pipe length: 7.5m. Height difference between outdoor and indoor unit: 0m.























30	32	34	36	38	40	42	44	46	48	50	52	54
												
AJY270LNLBH	AJY288LNLBH	AJY306LNLBH	AJY324LNLBH	AJY342LNLBH	AJY360LNLBH	AJY378LNLBH	AJY396LNLBH	AJY414LNLBH	AJY432LNLBH	AJY450LNLBH	AJY468LNLBH	AJY486LNLBH
AJY144LNLBH AJY126LNLBH	AJY144LNLBH AJY144LNLBH	AJY162LNLBH AJY144LNLBH	AJY162LNLBH AJY162LNLBH	AJY162LNLBH AJY090LNLBH AJY090LNLBH	AJY144LNLBH AJY126LNLBH AJY090LNLBH	AJY144LNLBH AJY144LNLBH AJY090LNLBH	AJY162LNLBH AJY144LNLBH AJY090LNLBH	AJY162LNLBH AJY162LNLBH AJY162LNLBH AJY090LNLBH	AJY144LNLBH AJY144LNLBH	AJY162LNLBH AJY144LNLBH	AJY162LNLBH AJY162LNLBH AJY144LNLBH	AJY162LNLBH AJY162LNLBH AJY162LNLBH
50 42.5-110.5	53 45-117	55 47.5-123.5	55 50-130	55 53-137.8	55 56.5-146.9	55 59-153.4	55 61.5-159.9	55 64-166.4	55 67.5-175.5	55 70-182	55 72.5-188.5	55 75-195
3N ~ 400V, 50/60Hz												
85.0	90.0	95.0	100.0	106.0	113.0	118.0	123.0	128.0	135.0	140.0	145.0	150.0
95.0	100.0	100.0	100.0	113.0	126.5	131.5	131.5	131.5	150.0	150.0	150.0	150.0
290000	307000	324100	341200	361600	385500	402500	419600	436700	460500	477600	494700	511800
324100	341200	341200	341200	385600	431600	448700	448700	448700	511800	511800	511800	511800
23.97	26.02	29.57	33.12	31.12	31.25	33.30	36.85	40.40	39.03	42.58	46.13	49.68
24.80	27.26	27.26	27.26	28.13	32.05	34.51	34.51	34.51	40.89	40.89	40.89	40.89
-	-	-	-	-	-	-	-	-	-	-	-	-
3.55	3.46	3.21	3.02	3.41	3.62	3.54	3.34	3.17	3.46	3.29	3.14	3.02
3.83	3.67	3.67	3.67	4.02	3.95	3.81	3.81	3.81	3.67	3.67	3.67	3.67
12.1	11.8	11.0	10.3	11.6	12.3	12.1	11.4	10.8	11.8	11.2	10.7	10.3
13.1	12.5	12.5	12.5	13.7	13.5	13.0	13.0	13.0	12.5	12.5	12.5	12.5
67.1	70.2	70.3	70.4	85.6	92.3	95.4	95.5	95.6	105.3	105.4	105.5	105.6
229000	239600	239900	240200	292100	315000	325600	325900	326200	359400	359700	360000	360300
22.52	23.64	24.17	24.70	30.75	31.72	32.83	33.37	33.90	35.45	35.99	36.52	37.05
-	-	-	-	-	-	-	-	-	-	-	-	-
2.98	2.97	2.91	2.85	2.78	2.91	2.91	2.86	2.82	2.97	2.93	2.89	2.85
10.17	10.14	9.93	9.72	9.50	9.93	9.92	9.77	9.62	10.14	10.00	9.86	9.72
-	-	-	-	-	-	-	-	-	-	-	-	-
13700+13000	13700×2	13700×2	13700×2	13700+1100×2	13700+13000+1100	13700×2+1100	13700×2+1100	13700×2+1100	13700×3	13700×3	13700×3	13700×3
64 / 85	65 / 88	66 / 87	66 / 87	65 / 86	65 / 86	66 / 87	66 / 87	66 / 87	67 / 88	67 / 88	67 / 88	68 / 89
66 / 88	67 / 89	67 / 89	67 / 89	66 / 88	67 / 89	68 / 90	68 / 90	68 / 90	69 / 91	69 / 91	69 / 91	69 / 91
82	82	82	82	82	82	82	82	82	82	82	82	82
11.0×2	11.0×2	11.0×2	11.0×2	11.0×7.5×2	11.0×2+7.5	11.0×2+7.5	11.0×2+7.5	11.0×2+7.5	11.0×3	11.0×3	11.0×3	11.0×3
Blue fin	Blue fin	Blue fin	Blue fin	Blue fin	Blue fin	Blue fin	Blue fin	Blue fin	Blue fin	Blue fin	Blue fin	Blue fin
1690×2	1690×2	1690×2	1690×2	1690×2	1690×3	1690×3	1690×3	1690×3	1690×3	1690×3	1690×3	1690×3
1240×2	1240×2	1240×2	1240×2	1240+930×2	1240×2+930	1240×2+930	1240×2+930	1240×2+930	1240×3	1240×3	1240×3	1240×3
765×2	765×2	765×2	765×2	765×2	765×3	765×3	765×3	765×3	765×3	765×3	765×3	765×3
279×2	279×2	279×2	279×2	279+255×2	279×2+255	279×2+255	279×2+255	279×2+255	279×3	279×3	279×3	279×3
R410A (2,088)	R410A (2,088)	R410A (2,088)	R410A (2,088)	R410A (2,088)	R410A (2,088)	R410A (2,088)	R410A (2,088)	R410A (2,088)	R410A (2,088)	R410A (2,088)	R410A (2,088)	R410A (2,088)
11.8×2 (24.6×2)	11.8×2 (24.6×2)	11.8×2 (24.6×2)	11.8×2 (24.6×2)	11.8×11.7×2 (24.6×2+24.4×2)	11.8×2+11.7 (24.6×2+24.4)	11.8×2+11.7 (24.6×2+24.4)	11.8×2+11.7 (24.6×2+24.4)	11.8×2+11.7 (24.6×2+24.4)	11.8×3 (24.6×3)	11.8×3 (24.6×3)	11.8×3 (24.6×3)	11.8×3 (24.6×3)
19.05	19.05	19.05	19.05	19.05	19.05	19.05	19.05	19.05	19.05	19.05	19.05	19.05
34.92	34.92	34.92	41.27	41.27	41.27	41.27	41.27	41.27	41.27	41.27	41.27	41.27
-5 to 52	-5 to 52	-5 to 52	-5 to 52	-5 to 52	-5 to 52	-5 to 52	-5 to 52	-5 to 52	-5 to 52	-5 to 52	-5 to 52	-5 to 52
-20 to 21	-20 to 21	-20 to 21	-20 to 21	-20 to 21	-20 to 21	-20 to 21	-20 to 21	-20 to 21	-20 to 21	-20 to 21	-20 to 21	-20 to 21

32	34	36	38	40	42	44	46
							
AJY288LNLBHH	AJY306LNLBHH	AJY324LNLBHH	AJY342LNLBHH	AJY360LNLBHH	AJY378LNLBHH	AJY396LNLBHH	AJY414LNLBHH
AJY108LNLBH AJY108LNLBH AJY072LNLBH	AJY126LNLBH AJY108LNLBH AJY072LNLBH	AJY126LNLBH AJY108LNLBH AJY108LNLBH	AJY126LNLBH AJY108LNLBH AJY108LNLBH	AJY126LNLBH AJY126LNLBH AJY108LNLBH	AJY126LNLBH AJY126LNLBH AJY126LNLBH	AJY126LNLBH AJY126LNLBH AJY126LNLBH	AJY144LNLBH AJY144LNLBH AJY126LNLBH
52 44.7-116.2	55 48-124.6	55 50.3-130.6	55 53.5-139.1	55 56.8-147.5	55 60-156	55 62.5-162.5	55 65-169
3-phase 4 wire, 400 V, 50Hz							
89.4	95.9	100.5	107.0	113.5	120.0	125.0	130.0
100.0	107.5	112.5	120.0	127.5	135.0	140.0	145.0
305000	327200	342900	365100	387300	409500	426500	443500
341300	366800	384000	409500	435000	460500	477600	494700
23.12	25.12	26.88	28.88	30.88	32.88	34.93	36.98
22.47	24.99	25.95	28.47	30.99	33.51	35.97	38.43
-	-	-	-	-	-	-	-
3.87	3.82	3.74	3.70	3.68	3.65	3.58	3.52
4.45	4.30	4.34	4.21	4.11	4.03	3.89	3.77
13.2	13.0	12.8	12.6	12.5	12.5	12.2	12.0
15.2	14.7	14.8	14.4	14.0	13.7	13.3	12.9
77.2	80.7	85.5	89.0	92.5	96.0	99.1	102.2
263300	275300	291600	303600	315600	327600	338200	348800
25.42	26.78	28.03	29.39	30.75	32.11	33.22	34.34
-	-	-	-	-	-	-	-
3.04	3.01	3.05	3.03	3.01	2.99	2.98	2.98
10.36	10.28	10.40	10.33	10.26	10.20	10.18	10.16
-	-	-	-	-	-	-	-
13000×2+1100	13000×2+1100	13000×3	13000×3	13000×3	13000×3	13700+13000×2	13700×2+13000
61 / 82	63 / 84	62 / 83	63 / 84	64 / 85	65 / 86	66 / 87	66 / 87
64 / 87	65 / 88	65 / 88	66 / 88	66 / 88	67 / 89	68 / 90	68 / 90
82	82	82	82	82	82	82	82
11.0×2+7.5	11.0×2+7.5	11.0×3	11.0×3	11.0×3	11.0×3	11.0×3	11.0×3
Blue fin	Blue fin	Blue fin	Blue fin	Blue fin	Blue fin	Blue fin	Blue fin
1690×3	1690×3	1690×3	1690×3	1690×3	1690×3	1690×3	1690×3
1240×2+930	1240×2+930	1240×3	1240×3	1240×3	1240×3	1240×3	1240×3
765×3	765×3	765×3	765×3	765×3	765×3	765×3	765×3
279×2+255	279×2+255	279×3	279×3	279×3	279×3	279×3	279×3
R410A (2,088)	R410A (2,088)	R410A (2,088)	R410A (2,088)	R410A (2,088)	R410A (2,088)	R410A (2,088)	R410A (2,088)
11.8×2+11.7 (24.6×2+24.4)	11.8×2+11.7 (24.6×2+24.4)	11.8×3 (24.6×3)	11.8×3 (24.6×3)	11.8×3 (24.6×3)	11.8×3 (24.6×3)	11.8×3 (24.6×3)	11.8×3 (24.6×3)
19.05	19.05	19.05	19.05	19.05	19.05	19.05	19.05
34.92	34.92	41.27	41.27	41.27	41.27	41.27	41.27
-5 to 52	-5 to 52	-5 to 52	-5 to 52	-5 to 52	-5 to 52	-5 to 52	-5 to 52
-20 to 21	-20 to 21	-20 to 21	-20 to 21	-20 to 21	-20 to 21	-20 to 21	-20 to 21

PRODUCT LINEUP: VRF-INDOOR UNITS

VRF Indoor Unit Lineup

Capacity range (kW)		1.1	2.2	2.8	3.6	4.5	5.6
Model code		4	7	9	12	14	18
Cassette	NEW Compact Grid type / Standard type	 AUXB04GBLH	 AUXB07GALH	 AUXB09GALH	 AUXB12GALH	 AUXB14GALH	 AUXB18GALH
	4-way Flow Slim type						 AUXD18GALH
	4-way Flow Large type						 AUXA18GALH*1
	Circular Flow Slim type						 AUXM018GLAH
	Circular Flow Large type						 AUXK018GLAH
Duct	Mini Duct (With drain pump)	 ARXK04GCLH	 ARXK07GCLH	 ARXK09GCLH	 ARXK12GCLH	 ARXK14GCLH	 ARXK18GCLH
	Slim Duct (With drain pump)	 ARXD04GALH*1	 ARXD07GALH	 ARXD09GALH	 ARXD12GALH	 ARXD14GALH	 ARXD18GALH
	Medium Static Pressure Duct						
	High Static Pressure Duct						
	Large Airflow Duct (Compact type)						 ARXN018GLBH*3
	Large Airflow Duct						 ARXN18GATH*4
Floor	Floor (*Same as Ceiling models)				 ABYA12GATH	 ABYA14GATH	 ABYA18GATH
	Slim Concealed Floor (*Same as Slim Duct models)	 ARXD04GALH*1	 ARXD07GALH	 ARXD09GALH	 ARXD12GALH	 ARXD14GALH	 ARXD18GALH
	Compact Floor	 AGYA004GCAH	 AGYA007GCAH	 AGYA009GCAH	 AGYA012GCAH	 AGYA014GCAH	
	Compact Floor (EEV external)	 AGYE004GCAH	 AGYE007GCAH	 AGYE009GCAH	 AGYE012GCAH	 AGYE014GCAH	
		With this model, connection of EV kit is necessary.					
Ceiling				 ABYA12GATH	 ABYA14GATH	 ABYA18GATH	
Wall Mounted	Wall Mounted	 ASYA004GTAH	 ASYA007GTAH	 ASYA009GTAH	NEW  ASYA012GCAH	NEW  ASYA014GCAH	 ASYA18GBCH
	Wall Mounted (EEV external)	 ASYE004GTAH	 ASYE007GTAH	 ASYE009GTAH	NEW  ASYE012GCAH	NEW  ASYE014GCAH	
		With this model, connection of EV kit is necessary.					

7.1 24	9.0 30	10.0 34	11.2 36	12.5 45	14.0 54	18.0 60	22.4 72	25.0 90	28.0 96
 AUXB24GALH									
 AUXD24GALH									
 AUXA24GALH*1	 AUXA30GALH	 AUXA34GALH	 AUXA36GALH	 AUXA45GALH	 AUXA54GALH				
 AUXM024GLAH	 AUXM030GLAH								
 AUXK024GLAH	 AUXK030GLAH	 AUXK034GLAH	 AUXK036GLAH	 AUXK045GLAH	 AUXK054GLAH				
 ARXK24GCLH									
 ARXD24GALH									
 ARXA24GBLH	 ARXA30GBLH		 ARXA36GBLH	 ARXA45GBLH					
			 ARXC36GBTH	 ARXC45GATH		 ARXC60GATH*2	 ARXC72GBTH*2	 ARXC90GBTH*2	 ARXC96GATH*2
 ARXN024GTBH*3	 ARXN030GTBH*3								
 ARXN24GATH*4	 ARXN30GATH*4	 ARXN34GATH*4	 ARXN36GATH*4	 ARXN45GATH*4					
 ABYA24GATH									
 ARXD24GALH									
 ABYA24GATH	 ABYA30GATH		 ABYA36GATH	 ABYA45GATH	 ABYA54GATH				
 ASYA24GBCH	 ASYA030GTAH	 ASYA034GTAH							

*1: ARXD04GALH and AUXA18/24GALH cannot be connected to J-III L series. *2: ARXC60/72/90/96G can be connected to J-III L series only.
*3: Large Airflow Duct (Compact type) can be connected to J-III L series only. *4: Large Airflow Duct can be connected to V-III series and VR-II series.

NEW

Compact Cassette Grid Type

Compact & Comfort

Model:
AUXB04GBLH / AUXB07GALH/
AUXB09GALH / AUXB12GALH/
AUXB14GALH / AUXB18GALH/
AUXB24GALH

Panel Model:
UTG-UFYE-W



Compact and stylish panel design

Compact and stylish panel design fits the grid type ceiling. It is a linear design suitable for grid shape of 620 mm × 620 mm grid ceiling.



Flexible installation

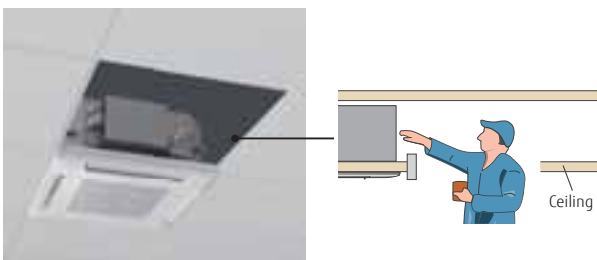
It is suitable for ceiling of grid type and it has high degree of freedom of installation and it can be installed beside lighting and ventilation opening.



Easy maintenance

Maintenance is easier by removing the ceiling panel next to the grill, maintenance can be done, and new installation of inspection hole is unnecessary, so construction costs can be suppressed.

The air inlet grill can be installed in various directions, so maintenance is easy.



NEW

Wall Mounted

Compact & Comfort

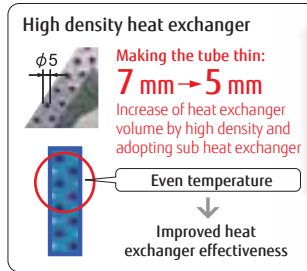
Model:
ASYA012GCAH / ASYA014GCAH
(EEV Internal)

ASYE012GCAH / ASYE014GCAH
(EEV external)



High efficient compact design

High efficient compact design is realized by mounting a high density and large heat exchanger. Compact body makes it possible to install inconspicuously even in a meeting or office room and comfortable air conditioning is provided.



More comfort airflow

Comfortable air conditioning is provided by mounting our unique power diffuser.

Heating

Vertical airflow provides powerful floor level heating



Cooling

Horizontal airflow does not blow cool air directly at the occupants in the room.

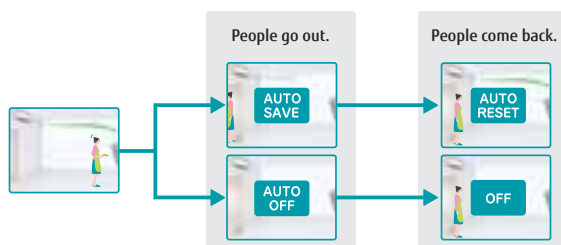


Human sensor increases more energy saving

Energy saving operation starts automatically by detecting the motion of a person. 2 modes of save operation mode and stop mode can be selected.



Human sensor



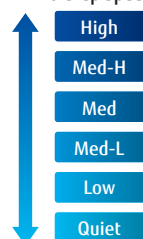
6 Fan Speed Control

Multistep airflow control is possible to suit the environment.

Fan speed
Quiet

Low noise
24 dB(A)

6-Step Speed



* Compatible Remote Controller is as follows:
UTY-RNRV22 / UTY-RLRY / UTY-RSRY / UTY-RHRY / UTY-DCGY / UTY-DTGVZ1 / UTY-ALGX / UTY-APGX

VRF Indoor Units Specifications




Compact Cassette
NEW

Model name			AUXB04GBLH	AUXB07GALH	AUXB09GALH	AUXB12GALH	AUXB14GALH	AUXB18GALH	AUXB24GALH	
Power source			Single-phase, ~230V, 50Hz							
Capacity	Cooling	kW	1.1	2.2	2.8	3.6	4.5	5.6	7.1	
	Heating		1.3	2.8	3.2	4.1	5.0	6.3	8.0	
Input power		W	23	25	25	29	35	36	84	
Airflow rate	High	m ³ /h	530	540	550	600	680	710	1,030	
	Med		420/450*1	450	450	530	590	580	830	
	Low		300/350*1	350	350	390	390	400	450	
	Quiet		34	34	35	37	38	41	50	
Sound pressure level	High	dB(A)	28/30*1	30	30	34	34	35	44	
	Med		21/25*1	25	25	27	27	27	30	
	Low									
Net Dimensions (H × W × D)		mm	245 × 570 × 570							
Weight		kg(lbs)	15 (33)						17 (37)	
Connection pipe diameter	Liquid (Flare)	mm	6.35			12.70		9.52		
	Gas (Flare)		9.52						15.88	
Drain hose diameter (I.D./O.D.)			25/32							
Cassette Grille	Model name		UTG-UFYE-W / UTG-UFYC-W							
	Net Dimensions (H×W×D)		49 × 620 × 620 / 49 × 700 × 700							
	Weight		2.3(5.1) / 2.6(6)							

Note : Specifications are based on the following conditions.

 Cooling : Indoor temperature of 27°CDB / 19°CWB, and outdoor temperature of 35°CDB / 24°CWB.
 Heating : Indoor temperature of 20°CDB / (15°CWB), and outdoor temperature of 7°CDB / 6°CWB.
 Pipe length : 7.5 m; Height difference between outdoor unit and indoor unit : 0 m. Voltage : 230 [V].
 *1: This value is under cooling operation.

4-way Cassette


Model name			AUXD18GALH	AUXD24GALH	AUXA18GALH	AUXA24GALH	AUXA30GALH	AUXA34GALH	AUXA36GALH	AUXA45GALH	AUXA54GALH
Power source			Single-phase, ~230V, 50Hz								
Capacity	Cooling	kW	5.6	7.1	5.6	7.1	9.0	10.0	11.2	12.5	14.0
	Heating		6.3	8.0	6.3	8.0	10.0	11.2	12.5	14.0	16.0
Input power		W	39	46	51	51	59	77	80	99	119
Airflow rate	High	m ³ /h	1,150	1,280	1,420	1,420	1,600	1,750	1,800	1,900	2,000
	Med		940	1,040	1,230	1,230	1,300	1,300	1,300	1,370	1,370
	Low		870	870	1,100/1,000*1	1,100/1,000*1	1,100	1,100	1,100	1,100	1,100
	Quiet		36	38	40	40	40	43	44	46	47
Sound pressure level	High	dB(A)	30	33	36	36	38	38	38	39	39
	Med		29	29	33/31*1	33/31*1	33	33	33	33	33
	Low										
Net Dimensions (H × W × D)		mm	246 × 840 × 840			288 × 840 × 840					
Weight		kg(lbs)	22 (48)			27 (59)					
Connection pipe diameter	Liquid (Flare)	mm				9.52			19.05		
	Gas (Flare)		15.88								
Drain hose diameter (I.D./O.D.)			25/32								
Cassette Grille	Model name		UTG-UGYA-W								
	Net Dimensions (H×W×D)		50 × 950 × 950								
	Weight		5.5 (12)								

Note : Specifications are based on the following conditions.

 Cooling : Indoor temperature of 27°CDB / 19°CWB, and outdoor temperature of 35°CDB / 24°CWB.
 Heating : Indoor temperature of 20°CDB / (15°CWB), and outdoor temperature of 7°CDB / 6°CWB.
 Pipe length : 7.5 m; Height difference between outdoor unit and indoor unit : 0 m. Voltage : 230 [V].
 *1: This value is "cooling operation / heating operation".

Circular Flow Cassette


Model name			AUXM018GLAH	AUXM024GLAH	AUXM030GLAH	AUXK018GLAH	AUXK024GLAH	AUXK030GLAH	AUXK034GLAH	AUXK036GLAH	AUXK045GLAH	AUXK054GLAH
Power source			Single-phase, ~230V, 50Hz									
Capacity	Cooling	kW	5.6	7.1	9.0	5.6	7.1	9.0	10.0	11.2	12.5	14.0
	Heating		6.3	8.0	10.0	6.3	8.0	10.0	11.2	12.5	14.0	16.0
Input power		W	20	25	49	40	40	47	47	61	89	116
Airflow rate	High	m ³ /h	1,050	1,120	1,470	1,420	1,420	1,440	1,440	1,620	1,820	2,040
	Med-H		930	1,050	1,160	1,360	1,360	1,440	1,440	1,500	1,590	1,800
	Med		900	930	1,070	1,300	1,300	1,340	1,340	1,400	1,500	1,590
	Med-L		870	900	930	1,270	1,270	1,300	1,300	1,340	1,400	1,440
	Low		810	870	900	1,200	1,200	1,280	1,280	1,280	1,300	1,300
	Quiet		780	780	780	1,150	1,150	1,150	1,150	1,150	1,150	1,150
Sound pressure level	High	dB(A)	33	35	40	38	38	39	39	41	44	47
	Med-H		32	33	36	37	37	38	38	40	42	45
	Med		31	32	34	36	36	37	37	38	40	42
	Med-L		30	31	32	35	35	36	36	37	38	39
	Low		29	30	31	34	34	35	35	36	36	36
	Quiet		28	28	28	33	33	33	33	33	33	33
Net Dimensions (H × W × D)		mm	246 × 840 × 840			288 × 840 × 840						
Weight		kg(lbs)	24.0 (53)	24.5 (54)	24.5 (54)	26.5 (58)	26.5 (58)	29.5 (65)	29.5 (65)	29.5 (65)	29.5 (65)	29.5 (65)
Connection pipe diameter	Liquid (Flare)	mm	6.35			6.35			9.52			
	Gas (Flare)		12.70	15.88	12.70	12.70	15.88	15.88				
Drain hose diameter (I.D./O.D.)			25/32			25/32						
Cassette Grille	Model name		UTG-UKYC-W / UTG-UKYA-B			UTG-UKYC-W / UTG-UKYA-B						
	Net Dimensions (H×W×D)		53 × 950 × 950			53 × 950 × 950	53 × 950 × 950	53 × 950 × 950	53 × 950 × 950	53 × 950 × 950	53 × 950 × 950	53 × 950 × 950
	Weight		6.0 (13)			6.0 (13)	6.0 (13)	6.0 (13)	6.0 (13)	6.0 (13)	6.0 (13)	6.0 (13)

Note : Specifications are based on the following conditions.

 Cooling : Indoor temperature of 27°CDB / 19°CWB, and outdoor temperature of 35°CDB / 24°CWB.
 Heating : Indoor temperature of 20°CDB / (15°CWB), and outdoor temperature of 7°CDB / 6°CWB.
 Pipe length : 7.5 m; Height difference between outdoor unit and indoor unit : 0 m. Voltage : 230 [V].
 When AUX*018GLAH is connected to the outdoor unit other than J-III, pipe diameter should be Ø9.52/Ø15.88 (Liq/Gas)
 When AUXK036GLAH, AUXK045GLAH, and AUXK054GLAH are connected to the outdoor unit other than J-III, gas pipe diameter should be Ø19.05.

PRODUCT LINEUP: VRF

VRF Indoor Units Specifications

Mini Duct



Model name			ARXK04GCLH	ARXK07GCLH	ARXK09GCLH	ARXK12GCLH	ARXK14GCLH	ARXK18GCLH	ARXK24GCLH	
Power source			Single-phase, ~230V, 50Hz							
Capacity	Cooling	kW	1.1	2.2	2.8	3.6	4.5	5.6	7.1	
	Heating		1.3	2.8	3.2	4.0	5.0	6.3	8.0	
Input power			26	28	28	35	66	73	80	
Airflow rate	High	m³/h	460	460	460	550	760	930	1,160	
	Med-H		440	—	—	—	—	—	—	
	Med		420	420	420	480	560	740	960	
	Med-L		400	—	—	—	—	—	—	
	Low		370	370	370	410	410	540	750	
	Quiet		340	—	—	—	—	—	—	—
Static pressure range			0 to 30			0 to 50				
Standard static pressure			10			15				
Sound pressure level	High	dB(A)	25	26	26	29	34	33	32	
	Med-H		24	25	25	27	31	30	30	
	Med		23	24	24	26	28	28	28	
	Med-L		22	23	23	25	26	26	27	
	Low		21	22	22	24	24	24	25	
	Quiet		20	21	21	22	22	22	22	
Net Dimensions (H × W × D)			198 × 700 × 450			198 × 900 × 450			198 × 1,100 × 450	
Weight			14.5 (32)		15.5 (34)		16 (35)		19 (42)	
Connection pipe diameter	Liquid (Flare)	mm	6.35		6.35		9.52		9.52	
	Gas (Flare)		9.52		12.70		15.88		15.88	
Drain hose diameter (I.D./O.D.)			25/32							

Note : Specifications are based on the following conditions.

Cooling : Indoor temperature of 27°CDB / 19°CWB, and outdoor temperature of 35°CDB / 24°CWB.
 Heating : Indoor temperature of 20°CDB / (15°CWB), and outdoor temperature of 7°CDB / 6°CWB.
 Pipe length : 7.5 m; Height difference between outdoor unit and indoor unit : 0 m. Voltage : 230 [V].

Slim Duct / Slim Concealed Floor



Model name			ARXD04GALH	ARXD07GALH	ARXD09GALH	ARXD12GALH	ARXD14GALH	ARXD18GALH	ARXD24GALH	
Power source			Single-phase, ~230V, 50Hz							
Capacity	Cooling	kW	1.1	2.2	2.8	3.6	4.5	5.6	7.1	
	Heating		1.3	2.8	3.2	4.0	5.0	6.3	8.0	
Input power			40	44	50	54	92	83	122	
Airflow rate	High	m³/h	510	550	600	600	800	940	1,330	
	Med		400/470*1	490	550	510	710	840	1,240	
	Low		320/440*1	440	480	450	610	750	1,100	
Static pressure range			0 to 90		0 to 90		0 to 90		0 to 50	
Standard static pressure			25		25		25		25	
Sound pressure level	High	dB(A)	26	28	29	30	34	34	35	
	Med		21/25*1	25	26	27	32	32	32	
	Low		20/22*1	22	24	24	28	28	29	
Net Dimensions (H × W × D)			198 × 700 × 620			198 × 900 × 620			198 × 1,100 × 620	
Weight			17 (37)		18 (40)		22 (48)		26 (57)	
Connection pipe diameter	Liquid (Flare)	mm	6.35		6.35		9.52		9.52	
	Gas (Flare)		12.70		12.70		15.88		15.88	
Drain hose diameter (I.D./O.D.)			25/32							

Note : Specifications are based on the following conditions.

Cooling : Indoor temperature of 27°CDB / 19°CWB, and outdoor temperature of 35°CDB / 24°CWB.
 Heating : Indoor temperature of 20°CDB / (15°CWB), and outdoor temperature of 7°CDB / 6°CWB.
 Pipe length : 7.5 m; Height difference between outdoor unit and indoor unit : 0 m. Voltage : 230 [V].
 *1: This value is under cooling operation.

Medium Static Pressure Duct



Model name			ARXA24GBLH	ARXA30GBLH	ARXA36GBLH	ARXA45GBLH
Power source			Single-phase, ~230V, 50Hz			
Capacity	Cooling	kW	7.1	9.0	11.2	12.5
	Heating		8.0	10.0	12.5	14.0
Input power			94	108	194	240
Airflow rate	High	m³/h	1,280	1,410	1,840	1,970
	Med		990	1,280	1,600	1,860
	Low		840	1,150	1,470	1,640
Static pressure range			0 to 150		0 to 150	
Standard static pressure			40		50	
Sound pressure level	High	dB(A)	31	34	37	41
	Med		27	32	35	38
	Low		23	29	33	36
Net Dimensions (H × W × D)			270 × 1,135 × 700			
Weight			36 (79)		40 (88)	
Connection pipe diameter	Liquid (Flare)	mm	15.88		19.05	
	Gas (Flare)		15.88		19.05	
Drain hose diameter (I.D./O.D.)			25/32			

Note : Specifications are based on the following conditions.

Cooling : Indoor temperature of 27°CDB / 19°CWB, and outdoor temperature of 35°CDB / 24°CWB.
 Heating : Indoor temperature of 20°CDB / (15°CWB), and outdoor temperature of 7°CDB / 6°CWB.
 Pipe length : 7.5 m; Height difference between outdoor unit and indoor unit : 0 m. Voltage : 230 [V].

High Static Pressure Duct



Model name			ARXC36GBTH	ARXC45GATH	ARXC60GATH*	ARXC72GBTH	ARXC90GBTH	ARXC96GATH
Power source			Single-phase, ~230V, 50Hz					
Capacity	Cooling	kW	11.2	12.5	18.0	22.4	25.0	28.0
	Heating		12.5	14.0	20.0	25.0	28.0	31.5
Input power		W	207	715	730	681	819	838
Airflow rate	High	m ³ /h	1,990	3,500	3,500	3,900	4,300	4,850
	Med		1,680	3,000	3,000	3,300	4,000	4,250
	Low		1,330	2,460	2,460	3,000	3,500	3,600
	Standard static pressure		Pa	0 to 200	100 to 250	100 to 250	0 to 300	0 to 300
Sound pressure level	High	dB(A)	42	49	49	47	48	48
	Med		36	45	45	43	46	45
	Low		32	42	42	40	44	42
	Net Dimensions (H × W × D)		mm	400 × 1,050 × 500			450 × 1,587 × 700	
Weight		kg(lbs)	40 (88)	46 (101)		84 (185)		105 (231)
Connection pipe diameter	Liquid	mm	9.52 (Flare)			12.70 (Brazing)		
	Gas		19.05 (Flare)			22.22 (Brazing)		
Drain hose diameter (I.D./O.D.)			25/32					

Note : Specifications are based on the following conditions.

 Cooling : Indoor temperature of 27°CDB / 19°CWB, and outdoor temperature of 35°CDB / 24°CWB.
 Heating : Indoor temperature of 20°CDB / (15°CWB), and outdoor temperature of 7°CDB / 6°CWB.
 Pipe length : 7.5 m; Height difference between outdoor unit and indoor unit : 0 m.
 Voltage : 230 [V].

Large Airflow Duct



Model name			ARXN18GATH	ARXN24GATH	ARXN30GATH	ARXN34GATH	ARXN36GATH	ARXN45GATH
Power source			Single-phase, ~230V, 50Hz					
Capacity	Cooling	kW	5.6	7.1	9.0	10.0	11.2	12.5
	Heating		6.3	8.0	10.0	11.2	12.5	14.0
Input power		W	154	205	306	432	572	572
Airflow rate	High	m ³ /h	2,280	2,640	3,200	3,720	4,120	4,120
	Med		-	-	-	-	-	-
	Low		-	-	-	-	-	-
	Standard static pressure		Pa	50 to 100	50 to 150	50 to 250	50 to 250	50 to 300
Sound pressure level	High	dB(A)	50	50	50	50	60	60
	Med		35	37	40	43	45	45
	Low		-	-	-	-	-	-
	Net Dimensions (H × W × D)		mm	450 × 1,587 × 700				
Weight		kg(lbs)	84 (185)					
Connection pipe diameter	Liquid	mm	9.52 (Flare)					
	Gas		15.88 (Flare)					19.05 (Flare)
Drain hose diameter (I.D./O.D.)			25/32					

Note : Specifications are based on the following conditions.

Large Airflow Duct can be connected to V-III series and VR-II series.

 Cooling : Indoor temperature of 27°CDB / 19°CWB, and outdoor temperature of 35°CDB / 24°CWB.
 Heating : Indoor temperature of 20°CDB / (15°CWB), and outdoor temperature of 7°CDB / 6°CWB.
 Pipe length : 7.5 m; Height difference between outdoor unit and indoor unit : 0 m.
 Voltage : 230 [V].

Large Airflow Duct (Compact type)



Model name			ARXN018GLBH	ARXN024GTBH	ARXN030GTBH
Power source			Single - phase, ~230V, 50Hz		
Capacity	Cooling	kW	5.6	7.1	9.0
	Heating		6.3	8.0	10.0
Input power		W	173	180	273
Airflow rate	High	m ³ /h	1,720	2,100	2,700
	Me-Hi		-	2,050	2,390
	Med		1,470	1,860	2,080
	Me-Lo		-	1,660	1,770
	Low		1,360	1,470	1,470
Quiet	-	-	1,260	1,260	
Standard static pressure		Pa	0 to 80	0 to 100	0 to 100
Sound pressure level	High	dB(A)	36	37	41
	Me-Hi		-	35	38
	Med		33	33	34
	Me-Lo		-	31	31
	Low		30	28	28
	Quiet		-	26	26
Net Dimensions (H × W × D)		mm	270 × 1,135 × 700		300 × 1,400 × 700
Weight		kg(lbs)	40 (88)		48 (106)
Connection pipe diameter	Liquid (Flare)	mm	6.35		
	Gas (Flare)		12.70		
Drain hose diameter (I.D./O.D.)			25 / 32		

Note : Specifications are based on the following conditions.

 Cooling : Indoor temperature of 27°CDB / 19°CWB, and outdoor temperature of 35°CDB / 24°CWB.
 Heating : Indoor temperature of 20°CDB / (15°CWB), and outdoor temperature of 7°CDB / 6°CWB.
 Pipe length : 7.5 m; Height difference between outdoor unit and indoor unit : 0 m. Voltage : 230 [V].

PRODUCT LINEUP: VRF

VRF Indoor Units Specifications

Compact Floor



Model name			AGYA004GCAH	AGYA007GCAH	AGYA009GCAH	AGYA012GCAH	AGYA014GCAH	AGYE004GCAH	AGYE007GCAH	AGYE009GCAH	AGYE012GCAH	AGYE014GCAH	
Power source			Single-phase, ~230V, 50Hz						Single-phase, ~230V, 50Hz				
Capacity	Cooling	kW	1.1	2.2	2.8	3.6	4.0	1.1	2.2	2.8	3.6	4.0	
	Heating		1.3	2.8	3.2	4.0	4.5	1.3	2.8	3.2	4.0	4.5	
Input power		W	12 / 14	16	17	22	29	12 / 14	16	17	22	29	
Airflow rate	High	m ³ /h	380 / 430	470	500	590	670	380 / 430	470	500	590	670	
	Med-H		350	420	450	520	590	350	420	450	520	590	
	Med		320	390	400	470	520	320	390	400	470	520	
	Med-L		310	360	360	420	450	310	360	360	420	450	
	Low		280	330	330	390	390	280	330	330	390	390	
Sound pressure level	Quiet	dB(A)	210	270	270	340	340	210	270	270	340	340	
	High		35 / 36	37	38	42	46	35 / 36	37	38	42	46	
	Med-H		33	35	36	39	42	33	35	36	39	42	
	Med		31	33	34	37	39	31	33	34	37	39	
	Med-L		30	31	31	35	36	30	31	31	35	36	
Low	28	29	29	33	33	28	29	29	33	33			
	Quiet	22	22	22	30	30	22	22	22	30	30		
Net Dimensions (H × W × D)		mm	600 x 740 x 200						600 x 740 x 200				
Weight		kq(lbs)	15 (33)	15 (33)	15 (33)	15 (33)	15 (33)	14.5 (32)	14.5 (32)	14.5 (32)	14.5 (32)	14.5 (32)	
Connection pipe diameter	Liquid (Flare)	mm	6.35			6.35			6.35			6.35	
	Gas (Flare)		9.52			12.70			9.52			12.70	
Drain hose diameter (I.D./O.D.)			13.8/15.8to16.7						13.8/15.8to16.7				
EV Kit (option)									UTR-EV09XB			UTR-EV14XB	

Note : Specifications are based on the following conditions.

Cooling : Indoor temperature of 27°CDB / 19°CWB, and outdoor temperature of 35°CDB / 24°CWB.
 Heating : Indoor temperature of 20°CDB / (15°CWB), and outdoor temperature of 7°CDB / 6°CWB.
 Pipe length : 7.5 m; Height difference between outdoor unit and indoor unit : 0 m.
 Voltage : 230 [V].
 When AGY*004GCAH, AGY*007GCAH, and AGY*009GCAH are connected to the outdoor unit other than J-III, gas pipe diameter should be Ø12.70.

Floor/Ceiling



Model name			ABYA12GATH	ABYA14GATH	ABYA18GATH	ABYA24GATH	
Power source			Single-phase, ~230V, 50Hz				
Capacity	Cooling	kW	3.6	4.5	5.6	7.1	
	Heating		4.0	5.0	6.3	8.0	
Input power		W	30	42	74	99	
Airflow rate	High	m ³ /h	660	780	1,000	1,000	
	Med		570	640	720	820	
	Low		490	550	580	680	
Sound pressure level	High	dB(A)	36	40	46	47	
	Med		32	36	39	42	
	Low		28	34	35	37	
Net Dimensions (H × W × D)		mm	199 × 990 × 655				
Weight		kq(lbs)	25 (55)	26 (57)	26 (57)	27 (59)	
Connection pipe diameter	Liquid (Flare)	mm	6.35			9.52	
	Gas (Flare)		12.70			15.88	
Drain hose diameter (I.D./O.D.)			25/32				

Note : Specifications are based on the following conditions.

Cooling : Indoor temperature of 27°CDB / 19°CWB, and outdoor temperature of 35°CDB / 24°CWB.
 Heating : Indoor temperature of 20°CDB / (15°CWB), and outdoor temperature of 7°CDB / 6°CWB.
 Pipe length : 7.5 m; Height difference between outdoor unit and indoor unit : 0 m.
 Voltage : 230 [V].

Ceiling



Model name			ABYA30GATH	ABYA36GATH	ABYA45GATH	ABYA54GATH
Power source			Single-phase, ~230V, 50Hz			
Capacity	Cooling	kW	9.0	11.2	12.5	14.0
	Heating		10.0	12.5	14.0	16.0
Input power		W	66	85	131	180
Airflow rate	High	m ³ /h	1,630	1,690	2,010	2,270
	Med		1,370	1,400	1,600	1,780
	Low		1,140	1,170	1,230	1,280
Sound pressure level	High	dB(A)	42	45	48	51
	Med		38	38	42	45
	Low		33	34	35	36
Net Dimensions (H × W × D)		mm	240 × 1,660 × 700			
Weight		kq(lbs)	46 (101)		48 (106)	
Connection pipe diameter	Liquid (Flare)	mm	9.52			9.52
	Gas (Flare)		15.88			19.05
Drain hose diameter (I.D./O.D.)			25/32			

Note : Specifications are based on the following conditions.

Cooling : Indoor temperature of 27°CDB / 19°CWB, and outdoor temperature of 35°CDB / 24°CWB.
 Heating : Indoor temperature of 20°CDB / (15°CWB), and outdoor temperature of 7°CDB / 6°CWB.
 Pipe length : 7.5 m; Height difference between outdoor unit and indoor unit : 0 m.
 Voltage : 230 [V].

Wall Mounted



Model name			ASYA004GTAH	ASYA007GTAH	ASYA009GTAH	ASYE004GTAH	ASYE007GTAH	ASYE009GTAH
Power source			Single-phase, ~230V, 50Hz			Single-phase, ~230V, 50Hz		
Capacity	Cooling	kW	1.1	2.2	2.8	1.1	2.2	2.8
	Heating		1.3	2.8	3.2	1.3	2.8	3.2
Input power		W	13	19	34	13	19	34
Airflow rate	High	m³/h	430	550	720	430	550	720
	Med-H		420	460	570	420	460	570
	Med		390	420	500	390	420	500
	Med-L		380	390	410	380	390	410
	Low		360	360	360	360	360	360
	Quiet		330	330	330	330	330	330
Sound pressure level	High	dB(A)	31	35	43	31	35	43
	Med-H		30	32	38	30	32	38
	Med		28	30	34	28	30	34
	Med-L		26	27	29	26	27	29
	Low		24	24	24	24	24	24
	Quiet		22	22	22	22	22	22
Net Dimensions (H × W × D)		mm	262 x 820 x 206			262 x 820 x 206		
Weight		kg(lbs)	7.5 (17)	7.5 (17)	7.5 (17)	7 (15)	7 (15)	7 (15)
Connection pipe diameter	Liquid (Flare)	mm	6.35			6.35		
	Gas (Flare)		9.52			9.52		
Drain hose diameter (I.D./O.D.)			13.8/15.8 to16.7			13.8/15.8 to16.7		
EV Kit (option)			-			UTR-EV09XB		

Note : Specifications are based on the following conditions.

 Cooling : Indoor temperature of 27°CDB / 19°CWB, and outdoor temperature of 35°CDB / 24°CWB.
 Heating : Indoor temperature of 20°CDB / (15°CWB), and outdoor temperature of 7°CDB / 6°CWB.
 Pipe length : 7.5 m; Height difference between outdoor unit and indoor unit : 0 m.
 Voltage : 230 [V].

When ASY*004GTAH, ASY*007GTAH, ASY*009GTAH are connected to the outdoor unit other than J-III, gas pipe diameter should be Ø12.70.

Wall Mounted

NEW



Model name			ASYA012GCAH	ASYA014GCAH	ASYE012GCAH	ASYE014GCAH
Power source			Single-phase, ~230V, 50Hz		Single-phase, ~230V, 50Hz	
Capacity	Cooling	kW	3.6	4.0	3.6	4.0
	Heating		4.0	4.5	4.0	4.5
Input power		W	25	36	25	36
Airflow rate	High	m³/h	690	800	690	800
	Med-H		610	740	610	740
	Med		560	680	560	680
	Med-L		530	610	530	610
	Low		470	550	470	550
	Quiet		330	330	330	330
Sound pressure level	High	dB(A)	40	44	40	44
	Med-H		37	42	37	42
	Med		35	40	35	40
	Med-L		33	37	33	37
	Low		30	34	30	34
	Quiet		24	24	24	24
Net Dimensions (H × W × D)		mm	268 x 840 x 203		268 x 840 x 203	
Weight		kg(lbs)	8.5 (19)	8.5 (19)	8.5 (19)	8.5 (19)
Connection pipe diameter	Liquid (Flare)	mm	6.35		6.35	
	Gas (Flare)		9.52		9.52	
Drain hose diameter (I.D./O.D.)			13.8/15.8 to16.7		13.8/15.8 to16.7	
EV Kit (option)			-		UTR-EV14XB	

Note : Specifications are based on the following conditions.

 Cooling : Indoor temperature of 27°CDB / 19°CWB, and outdoor temperature of 35°CDB / 24°CWB.
 Heating : Indoor temperature of 20°CDB / (15°CWB), and outdoor temperature of 7°CDB / 6°CWB.
 Pipe length : 7.5 m; Height difference between outdoor unit and indoor unit : 0 m.
 Voltage : 230 [V].

Wall Mounted




Model name			ASYA18GBCH	ASYA24GBCH	ASYA030GTAH	ASYA034GTAH
Power source			Single-phase, ~230V, 50Hz		Single-phase, ~230V, 50Hz	
Capacity	Cooling	kW	5.6	7.1	9.0	10.0
	Heating		6.3	8.0	10.0	11.2
Input power		W	32	60	74	103
Airflow rate	High	m³/h	840	1,100	1,440	1,620 / 1,520
	Med-H		-	-	1,200	1,300
	Med		770	910	1,050	1,120
	Med-L		-	-	940	980
	Low		690	730	890	890
	Quiet		-	-	700	700
Sound pressure level	High	dB(A)	41	48	53	55 / 54
	Med-H		-	-	49	51
	Med		39	43	45	47
	Med-L		-	-	42	43
	Low		35	35	39	39
	Quiet		-	-	33	33
Net Dimensions (H × W × D)		mm	320 x 998 x 238		340 x 1,150 x 280	
Weight		kg(lbs)	15 (33)	15 (33)	18 (40)	18 (40)
Connection pipe diameter	Liquid (Flare)	mm	6.35		9.52	
	Gas (Flare)		12.70		15.88	
Drain hose diameter (I.D./O.D.)			12/16		13.8/15.8 to16.7	

Note : Specifications are based on the following conditions.

 Cooling : Indoor temperature of 27°CDB / 19°CWB, and outdoor temperature of 35°CDB / 24°CWB.
 Heating : Indoor temperature of 20°CDB / (15°CWB), and outdoor temperature of 7°CDB / 6°CWB.
 Pipe length : 7.5 m; Height difference between outdoor unit and indoor unit : 0 m.
 Voltage : 230 [V].

When ASYA18GBCH is connected to the outdoor unit other than J-III, pipe diameter should be Ø9.52/Ø15.88 (Liq/Gas).



PRODUCT LINEUP: VRF

VENTILATION

For LIGHT COMMERCIAL
& RESIDENTIAL,
COMMERCIAL

Effective heat exchange and simultaneous fresh air ventilation

High Efficiency and low noise levels are achieved by using a highly efficient heat exchange process. A comfortable air conditioned space is achieved by conveniently selecting whether to use heat exchange or normal ventilation setting, according to the requirements of the conditioned space.



LINEUP

Airflow rate (m ³ /h)	250		350		500		800		1000	
Energy Recovery Ventilator Page 182										
	UTZ-BD025C		UTZ-BD035C		UTZ-BD050C		UTZ-BD080C		UTZ-BD100C	
Connectable Capacity class (kW)	5.0	6.3	8.0	10.0	12.5	14.0	20.0	25.0	40.0	50.0
DX-Kit for air handling applications Page 184										
	EEV unit UTP-VX30A Control unit UTY-VDGX		EEV unit UTP-VX60A Control unit UTY-VDGX		EEV unit UTP-VX90A Control unit UTY-VDGX		EEV unit UTP-VX90A Control unit UTY-VDGX		EEV unit UTP-VX90A × 2 Control unit UTY-VDGX	

182 Energy Recovery Ventilator
184 DX-Kit for Air Handling Application

Energy Recovery Ventilator

Energy recovery ventilator unit offers maximum comfort and greater energy savings.

Heat exchange ventilation and normal ventilation

Heat exchange ventilation


When a room is cooled or heated, the exhausted cooling / heating energy is recovered by heat-exchange ventilation.

Normal ventilation

The operation is used during periods when the room space requires no cooling or heating effect, i.e. when there is minimal temperature difference between the indoor and outdoor environments.

Energy efficiency and ecology

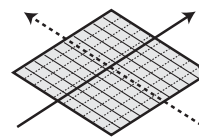
Energy consumption is dramatically reduced by using a counter-flow heat-exchange element. Air conditioning load is reduced by approximately 20%, resulting in significant energy savings. Recovers up to 77% of the heat in the outgoing air.



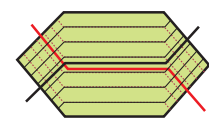
Adopts a highly efficient counter-flow heat exchange element

Features of heat exchange element

With the cross-flow element, air moves in a straight line across the element. With the counter-flow element, air flows through the element for a longer time (longer distance), so the heat-exchange effect remains unchanged.



Other element (Cross-flow element)



Fujitsu element (Counter-flow element)

Quiet operation

Significantly reducing low pressure loss and noise allows low-noise operation.

25.5dB
(UTZ-BD035C)

Extended range of an external static pressure

An external static pressure is improved by adopting a powerful fan motor. This allows for application in a wide variety building.

Slim shape and easier installation

Counter-flow heat exchange element used for reduced noise and slimmer, more compact body shape.

Height **270 mm**
UTZ-BD025C



Height **388 mm**
UTZ-BD080C/BD100C



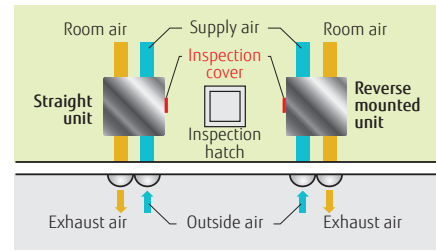
Height **317 mm**
UTZ-BD035C/BD050C



Reverse mountable direct air supply / exhaust system

Adoption of straight air supply / exhaust system: Duct design is simplified because the air supply / exhaust ducts are straight.

Since each unit can be mounted in reverse position, only one inspection hole is needed for two units: Two units can share one inspection hole so duct work is easier and more flexible.



Simple remote operation

Easy operation by connecting a liquid crystal switch

- POWER ON/OFF
- Air volume High/Low
- Heat exchange/Normal Ventilation
- ON/OFF Timer
- Clean filter display



Model : UTZ-BD025C / UTZ-BD035C / UTZ-BD050C / UTZ-BD080C / UTZ-BD100C



UTZ-BD025C



UTZ-BD035C



UTZ-BD050C



UTZ-BD080C



UTZ-BD100C

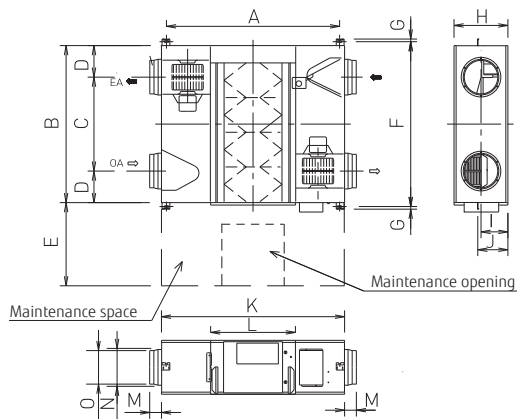
Specifications

Rated flow rate			250 m ³ /h	350 m ³ /h	500 m ³ /h	800 m ³ /h	1000 m ³ /h	
Model No.			UTZ-BD025C	UTZ-BD035C	UTZ-BD050C	UTZ-BD080C	UTZ-BD100C	
Power source			220 - 240 V, 50Hz					
Heat Exchange Ventilation	Input power	(Extra high)/High/Low	W	128 / 123 / 96	190 / 185 / 168	289 / 225 / 185	418 / 378 / 295	464 / 432 / 311
	Air flow rate	(Extra high)/High/Low	m ³ /h	250 / 250 / 190	350 / 350 / 240	500 / 500 / 440	800 / 800 / 630	1000 / 1000 / 700
	External static pressure	(Extra high)/High/Low	Pa	105 / 95 / 45	140 / 60 / 45	120 / 60 / 35	140 / 110 / 55	105 / 80 / 75
	Temperature Exchange Efficiency	(Extra high)/High/Low	%	75 / 75 / 77	75 / 75 / 78	75 / 75 / 76	75 / 75 / 76	75 / 75 / 79
	Energy Exchange Efficiency Cooling	(Extra high)/High/Low	%	63 / 63 / 65	66 / 66 / 71	62 / 62 / 64	65 / 65 / 68	65 / 65 / 70
	Energy Exchange Efficiency Heat pump	(Extra high)/High/Low	%	70 / 70 / 72	69 / 69 / 73	67 / 67 / 69	71 / 71 / 74	71 / 71 / 76
Normal Ventilation	Sound pressure level	(Extra high)/High/Low	dB*	31.5 / 30.5 / 26.5	33.0 / 31.0 / 25.5	37.5 / 35.5 / 32.5	37.5 / 37.0 / 34.5	38.5 / 37.5 / 34.5
	Input power	(Extra high)/High/Low	W	128 / 123 / 96	190 / 185 / 168	289 / 225 / 185	418 / 378 / 295	464 / 432 / 311
	Air flow rate	(Extra high)/High/Low	m ³ /h	250 / 250 / 190	350 / 350 / 240	500 / 500 / 440	800 / 800 / 630	1000 / 1000 / 700
	External static pressure	(Extra high)/High/Low	Pa	105 / 95 / 45	140 / 60 / 45	120 / 60 / 35	140 / 110 / 55	105 / 80 / 75
	Sound pressure level	(Extra high)/High/Low	dB*	31.5 / 30.5 / 26.5	33.0 / 31.0 / 25.5	38.5 / 38.0 / 32.5	37.5 / 37.0 / 34.5	40.5 / 39.5 / 36.5
	Dimensions	W×D×H	mm	882 × 599 × 270	1050 × 804 × 317	1090 × 904 × 317	1322 × 884 × 388	1322 × 1134 × 388
Weight		kg	29	49	57	71	83	
Outlet duct diameter		mm	150	150	200	250	250	
Operation range		°C	-10 to 40	-10 to 40	-10 to 40	-10 to 40	-10 to 40	
Maximum humidity		%	85	85	85	85	85	

* The noise level must be measured 1.5 m below the centre of the unit.

Dimensions

(Unit : mm)

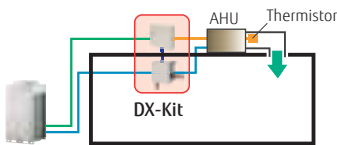


	UTZ-BD025C	UTZ-BD035C	UTZ-BD050C	UTZ-BD080C	UTZ-BD100B
A	810	978	1018	1250	1250
B	599	804	904	884	1134
C	315	580	640	428	678
D	142	112	132	228	228
E	600	600	600	600	600
F	655	860	960	940	1190
G	19	19	19	19	19
H	270	317	317	388	388
I	135	159	159	194	194
J	159	182	182	218	218
K	882	1050	1090	1322	1322
L	414	470	470	612	612
M	95	70	70	85	85
N	Ø164	Ø164	Ø210	Ø258	Ø258
O	Ø144	Ø144	Ø194	Ø242	Ø242

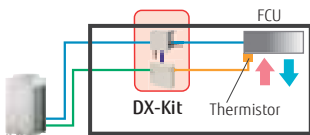
DX-Kit for Air Handling Applications

These kits enable other manufacturers air handling units (AHU) and fan coil units (FCU) to be incorporated into a Fujitsu VRF system or, be connected to a dedicated Fujitsu VRF outdoor unit as a 1:1 system to control outside air ventilation (AHU) or room temperature (FCU).

Multiple temperature sensors optimally control the air handling unit and fan coil unit.

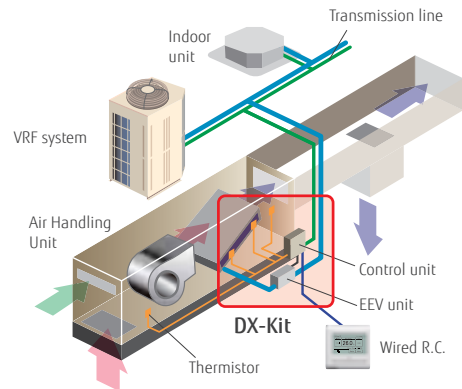


When connecting to an air handling unit, the supply air temperature is controlled by the discharge sensor.



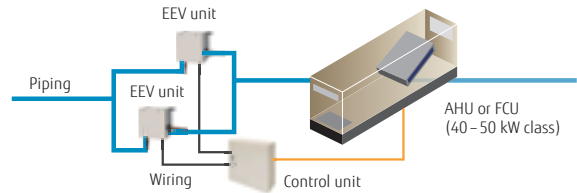
When connecting to a fan coil unit, the room temperature is controlled by the return air temperature sensor.

Arrangement as part of a VRF system



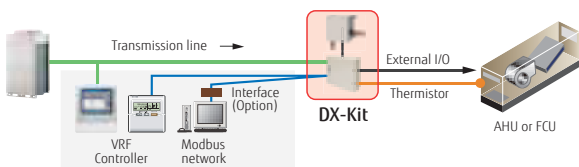
Supports a wide range of capacity classes

- 2 EEV units can be connected in parallel and up to 20 HP (50 kW) large capacity units. (Separation Tube of UTP-LX180A is required.)
- Connectable capacity range: 5 kW to 50 kW

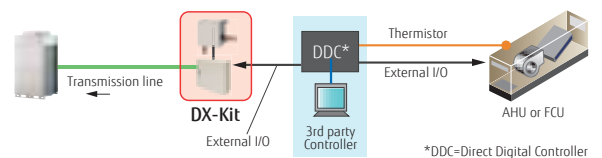


A variety of controls to match the application

Central control using our VRF controllers or central management controllers



Central control from external controllers



Functions Summary

Inputs

- ON/OFF
- Setting temperature
- Capacity demand
- Heating / Cooling operation mode
- Fault information

Outputs

- ON/OFF indication
- Fan ON/OFF indication
- Thermo ON/OFF indication
- Defrost indication
- Fault indication

MODBUS® Control

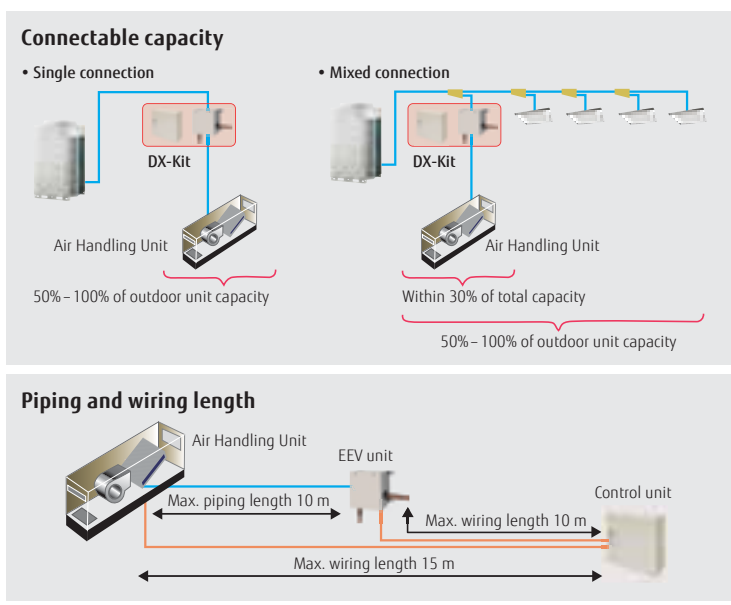
Possible to control via a MODBUS enabled BMS by using optional interface.

For 2 EEV units connection (option)
Separation Tube: UTP-LX180A




Installation Limitation

- Connectable VRF series: All VRF series
- Connectable DX-Kit system capacity range: 50 to 100% of the outdoor unit capacity
- Connectable DX-Kit system capacity range with indoor units: 30% or less of the outdoor unit capacity
- Max. wiring length from control unit: 10 m
- Max. piping length between EEV unit and indoor unit: 5 m
- Outdoor installation: Control unit (IP54 class) and EEV unit can be installed at an outdoor space.



Control unit: UTY-VDGX
EEV unit: UTP-VX30A / UTP-VX60A / UTP-VX90A



Specifications

Connectable Capacity class		5.0 kW	6.3 kW	8.0 kW	10.0 kW	12.5 kW	14.0 kW	20.0 kW	25.0 kW	40.0 kW	50.0 kW
Capacity	Cooling	5.6	6.3	8.0	10.0	12.5	14.0	22.4	25.0	40.0	50.4
	Heating	6.3	7.1	9.0	11.2	14.0	16.0	25.0	28.0	45.0	56.5
Control unit		UTY-VDGX									
Power source	V/Ø/Hz	230/1/50									
Dimensions (H × W × D)	mm	400 × 400 × 120									
EEV unit		UTP-VX30A		UTP-VX60A		UTP-VX90A		UTP-VX90A×2			
Connection pipe diameter (Liquid)	mm	Ø9.53		Ø12.7		Ø12.7		Ø12.7			
Dimensions (H × W × D)	mm	160 × 220 × 90		160 × 220 × 90		160 × 220 × 90		160 × 220 × 90			

Note: Specifications are based on the following conditions.
 Cooling: Indoor temperature of 27°CDB / 19°CWB, and outdoor temperature of 35°CDB / 24°CWB.
 Heating: Indoor temperature of 20°CDB / (15°CWB), and outdoor temperature of 7°CDB / 6°CWB.
 Pipe length: 7.5 m Voltage : 230 [V].



PRODUCT LINEUP

CONTROL SYSTEM & OPTIONAL PARTS



CONTROL SYSTEM

- 188 CONTROL SYSTEM OVERVIEW
For SPLIT & MULTI SPLIT
For VRF
- 192 Best Control Solution for Each Property
- 194 Comparison Table of Controllers
- INDIVIDUAL CONTROL**
- 196 Wired Remote Controller (Touch Panel)
- 197 Wired Remote Controller
- 199 Simple Remote Controller
- 200 Wireless Remote Controller
IR Receiver Unit
- CENTRALIZED CONTROL**
- 201 Group Remote Controller/Network Converter
- 202 Central Remote Controller
- 203 Central Remote Controller
for 5-6 Rooms Multi, 8 Rooms Multi
- 204 Touch Panel Controller
- 208 System Controller
System Controller Lite
- CONVERTOR/ADAPTOR**
- 212 BACnet® Gateway
- 213 BACnet® Gateway **Hardware**
Network Converter for LONWORKS®
- 214 MODBUS® Converter
- 215 MODBUS® Interface
- 216 KNX® Converter
KNX® Interface
- 217 Wireless LAN Interface
- 219 External Switch Controller
Signal Amplifier
- 220 Network Converter for Single Split
- 221 CONTROL SYSTEM LIST
For SPLIT & MULTI SPLIT
For VRF



OPTIONAL PARTS

- 226 OPTIONAL PARTS OVERVIEW
For SPLIT & MULTI SPLIT, VRF
- 228 Auto Louver Grille Kit
- 229 OPTIONAL PARTS LIST
For SPLIT & MULTI SPLIT
For VRF
- 236 SEPARATION TUBE etc.



SPLIT



MULTI SPLIT



SMALL VRF



LARGE VRF

CONTROL SYSTEM OVERVIEW

for SPLIT & MULTI SPLIT

All indoor units are provided with wireless or wired remote controllers as standard equipment. Other options, such as individual and central remote controllers, are also available. The easy-to-operate central remote controller makes it simple to control the operation mode, temperature, airflow volume, timer, and other functions of each indoor unit from a single location.

Air Conditioning Individual Control



Wired Remote Controller
The room temperature can be controlled by detecting the temperature accurately from the built-in sensor

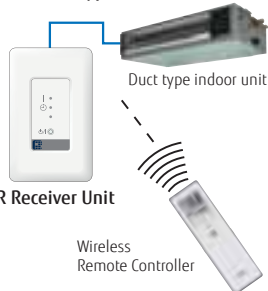


Wireless Remote Controller
Simple and sophisticated operations with a choice of 4 daily timers



Simple Remote Controller
Compact remote controller provides access to basic functions

For Duct type



IR Receiver Unit

Wireless Remote Controller

For Cassette type



IR Receiver Unit

Necessary to control for all duct type by Wireless Remote Controller



Air Conditioning Centralized Control



Central Remote Controller For 5-6 & 8 Rooms Multi

Central Remote Controller allows individual and central control



Convertor/Adaptor For external control via BMS/ Home Automation Systems

MODBUS® Convertor
For indoor unit
UTY-VMSX



MODBUS® Interface
For indoor unit
FJ-RC-MBS-1



KNX® Convertor
For indoor unit
UTY-VKSX



KNX® Interface
For indoor unit
FJ-RC-KNX-1i



Online Control (Wireless Control via Smart Phone/Tablet)

By using our Wireless LAN Interface and FGLair app, you can control your home's cooling and heating anytime and anywhere.



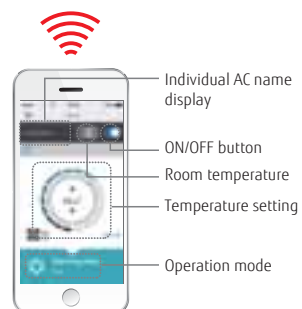
Wireless LAN Interface

The exclusive Wi-Fi adaptor enables to operate the air conditioner by smartphone or tablet PC from outside.



User friendly app






User friendly screen display facilitates easy operation.



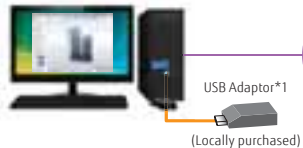



CONTROL SYSTEM OVERVIEW for VRF

User's needs are supported by offering a variety of controls, such as individual control, central control and building management control options.

Air Conditioning Individual Control

	Wired Remote Controller (Touch panel) UTY-RNRYZ
	Wired Remote Controller UTY-RLRY
	Simple Remote Controller UTY-RSRY UTY-RHRY Without operation mode
	Wireless Remote Controller UTY-LNHY
	IR Receiver Unit UTB-YWC For Duct type UTY-LRHYB1 For Cassette type For Duct For Cassette

Air Conditioning Centralized Control

	System Controller (Software) UTY-APGXZ1/UTY-ALGXZ1 (Lite edition)	Remote/ Monitoring side Internet or Public Telephone Line Max. Controllable 1600 ^{*2} indoor units
*1: USB Adaptor: Echelon® U10 USB Network Interface *2: Lite edition is max. controllable 400 indoor units		
	Touch Panel Controller UTY-DTGYZ1	Remote/ Monitoring side Internet or Public Telephone Line Max. Controllable 400 indoor units
	Central Remote Controller UTY-DCGY	Max. Controllable 100 indoor units
	Group Remote Controller UTY-CGGY Network Converter (For Group Remote Controller) UTY-VGGXZ1	Max. Controllable 8 Remote Controller Groups





Converter/Adaptor

For external control via BMS/ Home automation Systems

BACnet® Gateway
UTY-ABGXZ1 **Software**




BACnet® Gateway
UTY-VBGX **Hardware**



Network Converter
(For LONWORKS®)
UTY-VLGX




MODBUS® Converter
UTY-VMGX



MODBUS® Interface
FJ-RC-MBS-1



KNX® Converter For VRF
UTY-VKGX



KNX® Interface
FJ-RC-KNX-1i



Wireless LAN Interface
FJ-RC-WIFI-1



External Switch Controller
UTY-TERX




Card-key
(Locally purchased)




Internet device



BMS/BAS^{*3}



BMS^{*3}, Home automation system

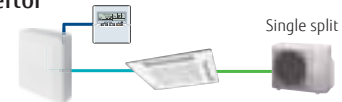


^{*3}: BMS/BAS: Building Management System/Building Automation System

Converter/Adaptor

For system expansion

Network Converter
(DC power supply)
UTY-VTGX



Network Converter
(AC power supply)
UTY-VTGXV



Signal Amplifier
UTY-VSGXZ1











PRODUCT LINEUP: CONTROL SYSTEM













Best Control Solution for Each Property

Fujitsu General provides the best control solutions suitable for the various properties.













SHOP

Type	Individual Control	Centralized Control				Integrating Control (Interface)		
								
	Wired Remote Controller	Group Remote Controller	Central Remote Controller	Touch Panel Controller	System Controller	Network Converter for LONWORKS®	MODBUS® Converter	KNX® Converter
	UTY-RNRYZ2, UTY-RLRY, UTY-RVNYM	UTY-CGGY	UTY-DCGY	UTY-DTGYZ1	UTY-APGXZ1, UTY-ALGXZ1	UTY-VLGX	UTY-VMGX	UTY-VKGX
Automatic control of A/C (Schedule timer, Weekly timer etc.)	•	•	•	•	•			
Limited control for staff (RC Prohibition, Room temp set point limitation etc.)			•	•	•	•	•	•
Group Control		•	•	•	•			
Advanced Energy Saving (Peak cut, Indoor unit rotation operation etc.)					•			
Remote Management				•	•			
Manage multiple sites				•	•			
Monitor energy consumption					•			
Control third party products					•			
Integrate FGL A/C into BMS						•	•	•







HOTEL








Type	Individual Control			Centralized Control				Integrating Control (Interface)				
												
	Wired Remote Controller	Simple Remote Controller	Wireless Remote Controller	Group Remote Controller	Central Remote Controller	Touch Panel Controller	System Controller	BACnet® Gateway	Network Converter for LONWORKS®	MODBUS® Converter	KNX® Converter	External Switch Controller
	UTY-RNRYZ2, UTY-RLRY, UTY-RVNYM	UTY-RSRY, UTY-RHRY, UTY-RSNYM	UTY-LNHY	UTY-CGGY	UTY-DCGY	UTY-DTGYZ1	UTY-APGXZ1, UTY-ALGXZ1	UTY-ABGXZ1, UTY-VBGX	UTY-VLGX	UTY-VMGX	UTY-VKGX	UTY-TERX
Local control for hotel guest	•	•	•									
Centralized A/C control for common space				•	•	•	•	•	•	•	•	
Limited control for hotel guests					•	•	•	•	•	•	•	
Remote Management						•	•					
Advanced Energy Saving (Peak cut, Indoor unit rotation operation etc.)							•	•				
Monitor energy consumption							•					
Control third party products							•					
Integrate FGL A/C into BMS								•	•	•	•	
Interlock with window contact												•
Interlock with key-card												•

OFFICE

Type	Individual Control			Centralized Control				Integrating Control (Interface)				
												
	Wired Remote Controller	Simple Remote Controller	Wireless Remote Controller	Group Remote Controller	Central Remote Controller	Touch Panel Controller	System Controller	BACnet® Gateway	Network Converter for LonWorks®	MODBUS® Converter	KNX® Converter	External Switch Controller
UTY-RNRYZ2, UTY-RLRY	UTY-RSRY, UTY-RHRY, UTY-RSNYM	UTY-LNHY	UTY-CGGY	UTY-DCGY	UTY-DTGYZ1	UTY-APGXZ1, UTY-ALGXZ1	UTY-ABGXZ1, UTY-VBGX	UTY-VLGX	UTY-VMGX	UTY-VKGX	UTY-TERX	
Local control for office staff	●	●	●	●	●							
Automatic control of A/C (Schedule timer, Weekly timer etc.)	●		●	●	●	●	●	●				
Centralized A/C control for management					●	●	●	●	●	●	●	
Limited control for office staff (RC Prohibition, Room temp set point limitation etc.)					●	●	●	●	●	●	●	
Advanced Energy Saving (Peak cut, Indoor unit rotation operation etc.)							●	●				
Remote Management						●	●					
Energy Charge Apportionment						●	●	●				
Monitor energy consumption							●					
Control third party products							●					
Integrate FGL A/C into BMS								●	●	●	●	
Interlock with door contact												●
Interlock with human sensor for meeting room												●

Comparison Table of Controllers

Item							
	Wired Remote Controller (Touch panel)	Wired Remote Controller	Wired Remote Controller	Simple Remote Controller	Simple Remote Controller	Simple Remote Controller*	
Model name	UTY-RNRYZZ	UTY-RLRY	UTY-RVNYM	UTY-RSNYM	UTY-RSRY	UTY-RHRY	
Max. controllable remote controller groups	1	1	1	1	1	1	
Max. controllable indoor units	16	16	16	16	16	16	
Max. controllable groups	-	-	-	-	-	-	
Air conditioning control function	On / Off	●	●	●	●	●	
	Operation mode setting	●	●	●	●	●	
	Fan speed setting	●	●	●	●	●	
	Room temp. setting	●	●	●	●	●	
	Room temp. set point limitation	●	●	●	-	●	
	Test operation	●	●	●	●	●	
	Up/down air direction flap setting	●	●	●	-	●	
	Right/left air direction flap setting	●	●	●	-	-	
	Individual louver control	●	-	-	-	-	
	Group setting	-	-	-	-	-	
	RC prohibition	-	-	-	-	-	
	Anti freeze setting	●	-	-	-	-	
	Set temp. auto return	●	●	●	-	-	
	Economy mode setting	●	●	●	-	-	
	Human sensor control	●	-	-	-	-	
	Display	Error	●	●	●	●	●
Defrosting		●	●	●	●	●	
Current time		●	●	●	-	-	
Day of week		●	●	●	-	-	
R.C. prohibition		●	●	●	●	●	
Cooling/heating priority		●	●	-	●	●	
Address display		●	●	●	●	●	
Room temp		●	-	●	-	●	
Multi language		●	-	●	-	-	
Summer time		●	-	●	-	-	
Name registration		●	-	-	-	-	
Backlight		●	-	●	●	●	
2D floor layout / 3D building display		-	-	-	-	-	
Refrigerant leakage detection function		-	-	-	-	-	
Timer		Schedule timer	Period	Week	Week	Week	-
			On/off, Temp, Mode, Times per day	8	4	8	-
	On/off timer	●	●	●	-	-	
	Sleep timer	-	-	-	-	-	
	Program timer	-	-	-	-	-	
	Auto off timer	●	●	●	-	-	
	Day off	●	●	●	-	-	
Min. unit of timer setting (Minutes)	10 • 30	30	30	-	-		
Control	Status monitoring system	-	-	-	-	-	
	Electricity charge apportionment	-	-	-	-	-	
	Error history	●	●	●	-	-	
	Emergency stop	-	-	-	-	-	
	Remote management	-	-	-	-	-	
	Energy saving management	-	-	-	-	-	
	E-mail notification for malfunction	-	-	-	-	-	
	Key lock	● Child lock	● Child lock	● Child lock	-	-	
Low noise mode	-	-	-	-	-		

						
Wireless Remote Controller	Central Remote Controller (For 8 rooms Multi)	Group Remote Controller	Central Remote Controller	Touch Panel Controller	System Controller Lite (Software)	System Controller (Software)
UTY-LNHY	UTY-DMMYM	UTY-CGGY	UTY-DCGY	UTY-DTGYZ1	UTY-ALGXZ1	UTY-APGXZ1
1	1	8	100	400	400	1600
16	8	128	100	400	400	1600
-	-	-	16	400	400	1600
●	●	●	●	●	●	●
●	●	●	●	●	●	●
●	●	●	●	●	●	●
●	●	●	●	●	●	●
-	-	-	●	●	●	●
●	-	-	●	●	-	-
●	-	-	●	●	●	●
-	-	-	-	●	-	-
-	-	-	●	●	●	●
-	●	-	●	●	●	●
-	-	-	●	●	●	●
-	-	-	●	●	●	●
●	●	-	●	●	●	●
-	●	-	-	●	●	●
-	●	●	●	●	●	●
-	-	-	●	●	●	●
●	●	●	●	●	●	●
-	-	●	-	●	●	●
-	●	●	●	●	●	●
-	-	●	●	●	●	●
-	-	●	●	●	●	●
-	-	-	-	●	-	-
-	●	-	●	●	●	●
-	●	-	●	●	●	●
-	-	-	●	●	●	●
-	●	-	●	●	-	-
-	-	-	-	-	-	●
-	-	-	-	●	●	●
-	Week	Week	Week	Year	Year	Year
-	4	4	20	20	144	144
●	-	-	-	-	-	-
●	-	-	-	-	-	-
●	-	-	-	-	-	-
-	-	-	-	●	-	-
-	●	-	●	●	●	●
5	5	10	10	10	10	10
-	-	-	●	●	●	●
-	-	-	-	○	○	●
-	-	●	●	●	●	●
-	-	-	●*2	●*2	-	-
-	-	-	-	●	○	●
-	-	-	-	-	○	○
-	-	-	-	●	●	●
-	●	●	●	●	●	●
-	Child lock	Child lock	Password setting	Password setting	Password setting	Password setting
-	●	-	-	●	-	-

*1 "Operation mode" setting is not available for this model. *2 This function is available only through external input control. ●: Supported ○: Optional function -: Not supported yet

Wired Remote Controller (Touch Panel)

UTY-RNRYZ2



Max. Controllable
16 indoor units

Max. Controllable
1 Group

Easy operation by high-definition large STN-LCD touch panel screen

- Easy finger touch operation with LCD panel
- Built-in weekly/Daily timer (ON/OFF, Temp., Mode)
- Backlight enables easy operation in a darkened room
- Room temperature display
- Control up to 16 indoor units
- Corresponds to 12 different languages (English, Chinese, French, German, Spanish, Russian, Polish, Italian, Greek, Portuguese, Turkish and Dutch)
- 2-wire type


High performance and compact size

In addition to the individual control, weekly timer, and various energy saving controls can be realized using one remote controller only.



Accurate and comfortable control

Indoor temperature can be detected accurately by the inclusion of a thermo sensor in the body of the wired controller.



Various energy saving control

Custom Auto

- Maintains 2 separate set points for heating and cooling.
- Automatically changes mode between heating and cooling.

* This function is not available for some models.

Auto OFF timer

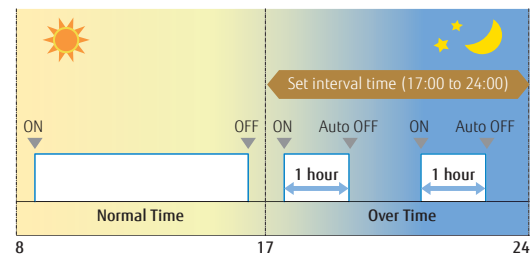
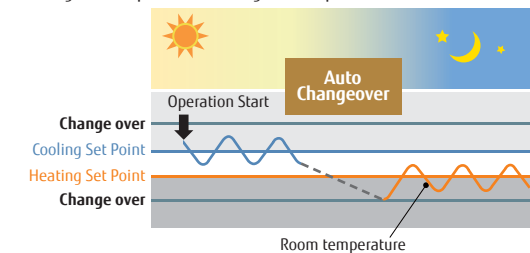
- The indoor unit automatically is turned off when it reaches to the preset operating time frame.
- The time frame of the "Auto off timer" can be flexibly scheduled.
- Can be set off time 30 to 240 minutes

2 schedules Weekly Timer

Set Temperature Auto Return

Set Temperature Upper and Lower Limit Setting

Cooling set temp. 27°C, Heating set temp. 26°C



Ex.) At interval time hour (17:00 to 24:00) to prevent forgetting to turn off
Set off time : 1 hour

Specifications

Model name	UTY-RNRYZ2
Power Source	DC 12 V
Dimensions (H × W × D) (mm)	120 × 120 × 20.4
Weight (g)	220

DC 12 V is supplied by the indoor unit.

Wired Remote Controller

UTY-RVNYM



Max. Controllable
16 indoor units

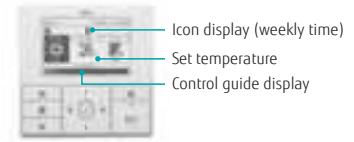
Max. Controllable
1 Group

Hi-grade individual control using various functions.

- 3.7-inch LCD backlight screen.
- Supporting various Energy Saving functions with simple operation.
- Multiple Language Support.
(English, German, French, Spanish, Russian, Portuguese, Italian, Greek, and Turkish)

High visibility and Easy operation

- Icon display of effectual functions.
- Main functions in large icons: "Mode", "Set Temp", and "Fan".
- Easy to operate by Control guide display.
- Simple operation with easy 4-way navigation pad.



High performance and compact size

- In addition to the individual control, various energy saving controls can be realized using only one remote controller.



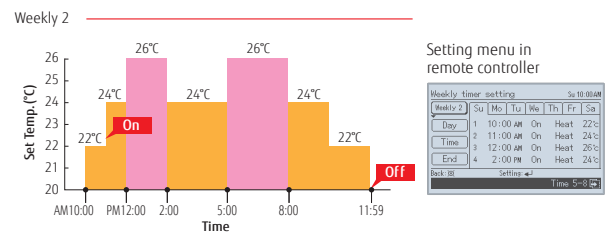
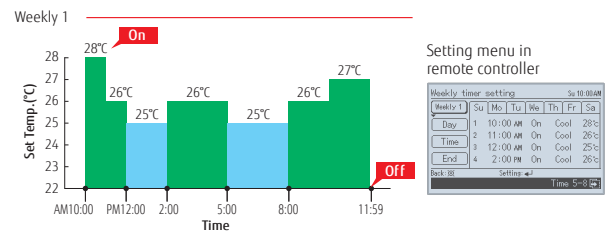
Various energy saving control

Weekly Timer function

- Can be set up to 8 times per day (On/Off, mode, Temp)
- 2 pattern settings (i.e. Summer/Winter setting) are available.

Auto OFF Timer

- Set Temperature Auto Return
- Set Temperature Upper and Lower Limit Setting



Specifications

Model name	UTY-RVNYM
Power Source	DC 12 V
Dimensions (H × W × D) (mm)	120 × 120 × 21.3
Weight (g)	220

DC 12 V is supplied by the indoor unit.

Wired Remote Controller

UTY-RLRY



- Various timer setup (ON / OFF / WEEKLY) are possible.
- The room temperature can be controlled by detecting the temperature accurately with Built-in thermo sensor.
- When a failure occurs, the error code is displayed.
- Error history. (Last 16 error codes can be accessed.)
- 2-wire type

High performance and compact size

In addition to the individual control, weekly timer, and various energy saving controls can be realized using only one remote controller.

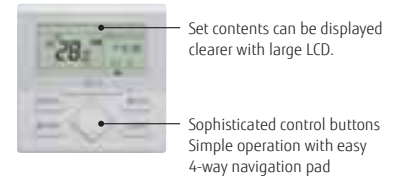


Max. Controllable
16 indoor units

Max. Controllable
1 Group

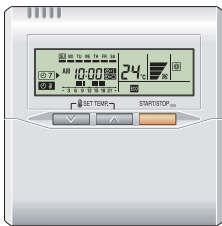
High visibility and easy operation

- "Mode", "Set Temp", and "Fan" are displayed at large size on the top screen.
- Each function to be set is indicated by an icon.
- Control guide is displayed and operation is simple and straightforward.



Wired Remote Controller

UTY-RNNYM

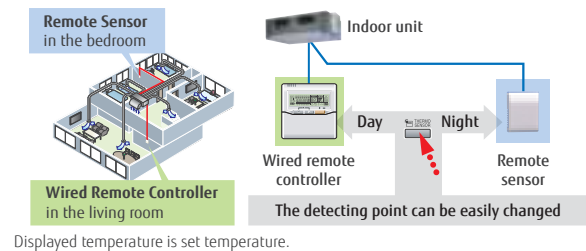


- Simple operation with Built-in Weekly / Daily Timer.
- Control up to 16 indoor units.
- Up to 2 wired remote controllers can be connected to a single indoor unit.

Accurate and comfortable

Indoor temperature can be detected accurately by the inclusion of a thermo sensor in the body of the wired controller. This new wired remote controller and the optional remote sensor allows flexibility in sensor location, suitable for all requirements.

Example of changing sensor



Max. Controllable
16 indoor units

Max. Controllable
1 Group

Built-in timers

- Weekly timer:** Possible to set ON/OFF time to operate twice each day of the week.
 - Setback timer:** Possible to set temperature for two times spans and for each day of the week.
- At "Weekly timer" + "Set back timer" setup

Specifications

Model name	UTY-RLRY	UTY-RNNYM
Power Source	DC 12 V	DC 12 V
Dimensions (H × W × D) (mm)	120 × 120 × 17	120 × 120 × 18
Weight (g)	170	160

DC 12 V is supplied by the indoor unit.

Simple Remote Controller

UTY-RSRY / UTY-RHRY (Without operation mode)



Without operation mode

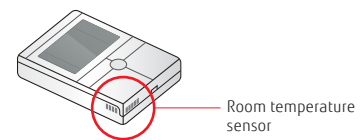
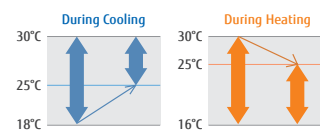
Compact remote controller provides access to basic functions

- Up to 16 indoor units can be controlled with one remote controller.
- Suitable for hotels or offices as it is easily operated with no complex functions.
- Stylish design: Simple design to match the stylish interior.
- Large LCD screen & simple operation buttons
- Backlight: White colored backlight on monitor enable easy operation in dark.
- 2-wire type

Max. Controllable
16 indoor units
Max. Controllable
1 Group

Corresponding to various applications

- **Vertical louver control:** Vertical air flow direction can be adjusted for Duct types with auto louver and Cassette types, which are installed in hotels and conference rooms, can be adjusted.
- **Room temperature set point limitation:** The Simple Remote Controller can manage to energy saving operation in small buildings without the central control unit.
- **Built in room temperature sensor:** The Simple Remote Controller detects actual room temperature and controls room climate accuracy.



Room temperature sensor

Simple Remote Controller

UTY-RSNYM, UTY-RSKY/UTY-RHKY(Without operation mode)



Without operation mode

Compact remote controller provides access to basic functions

- Up to 16 indoor units can be controlled with one remote controller.
- Suitable for hotels or offices as it is easily operated with no complex functions.
- Backlight enables easy operation in a darkened room.
- 3-wire type

Max. Controllable
16 indoor units
Max. Controllable
1 Group

Easy-to-use operation

- Provides access to basic operations, such as Start / Stop, Fan control, Operation mode switching, and Room temperature setting.
- A large On / Off button is provided in the centre of the remote controller for easy operation.
- Can be used jointly with other individual control unit.
- Following an error display, diagnostics can be carried out on the controller.

Specifications

Model name	UTY-RSRY	UTY-RHRY	UTY-RSNYM, UTY-RSKY	UTY-RHKY
Power Source	DC 12 V	DC 12 V	DC 12 V	DC 12 V
Dimensions (H × W × D) (mm)	120 × 75 × 19.4	120 × 75 × 19.4	120 × 75 × 19.4	120 × 75 × 14
Weight (g)	120	120	120	90

DC 12 V is supplied by the indoor unit.

Wireless Remote Controller

UTY-LNHY



Simple and sophisticated operations with a choice of 4 daily timers

- A single controller controls up to 16 indoor units.

Built-in timers

- 4 timer programs: On / Off / Program / Sleep
- Program timer: Operates ON/OFF timer once within 24 hours
- Sleep timer: Corrects the set temperature automatically during sleep time

Easy installation and operation

- Code selector switch prevents indoor unit mix-up (up to 4 codes)
- Wide and precise transmitting range

Max. Controllable
16 indoor units

Max. Controllable
1 Group

Selectable
4 daily timers

IR Receiver Unit

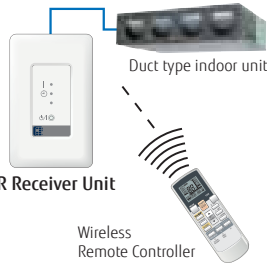
UTB-YWC / UTY-LRHYM / UTY-LBTYM



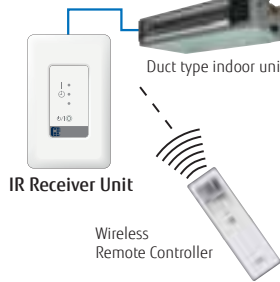
UTB-YWC
for VRF



UTY-LRHYM
for Split



UTY-LBTYM
for Split



Duct type* indoor units can be controlled with Wireless Remote Controller

*Only Large Airflow Duct can not be connected to IR Receiver Unit.

IR Receiver Unit

UTY-LRHYB1 / UTY-LBHXD / UTY-LRHYA2 / UTY-LBTYC



UTY-LRHYB1
for VRF



UTY-LRHYA2
for Split



UTY-LBTYC
for Split



Cassette type indoor unit can be controlled with Wireless Remote Controller

UTY-LBHXD
for VRF



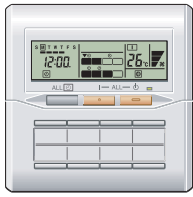
Specifications

Model name	UTY-LNHY	UTB-YWC/UTY-LRHYM/UTY-LBTYM	UTY-LRHYB1/UTY-LBHXD UTY-LRHYA2/UTY-LBTYC
Battery	1.5 V (R03 / LR03 / AAA) × 2	DC 5 V	DC 5 V
Dimensions (H × W × D) (mm)	170 × 56 × 19	145 × 90 × 30	193.9 × 193.9 × 31.2
Weight (g)	85	150	140


DC 12 V is supplied by the indoor unit.

Group Remote Controller/Network Converter

UTY-CGGY / UTY-VGGXZ1



Group Remote Controllers
UTY-CGGY



Network Converter
UTY-VGGXZ1
For Group Remote Controller

Max. Controllable
8
remote
controller groups

Max. Controllable
92 indoor units in
8 Groups

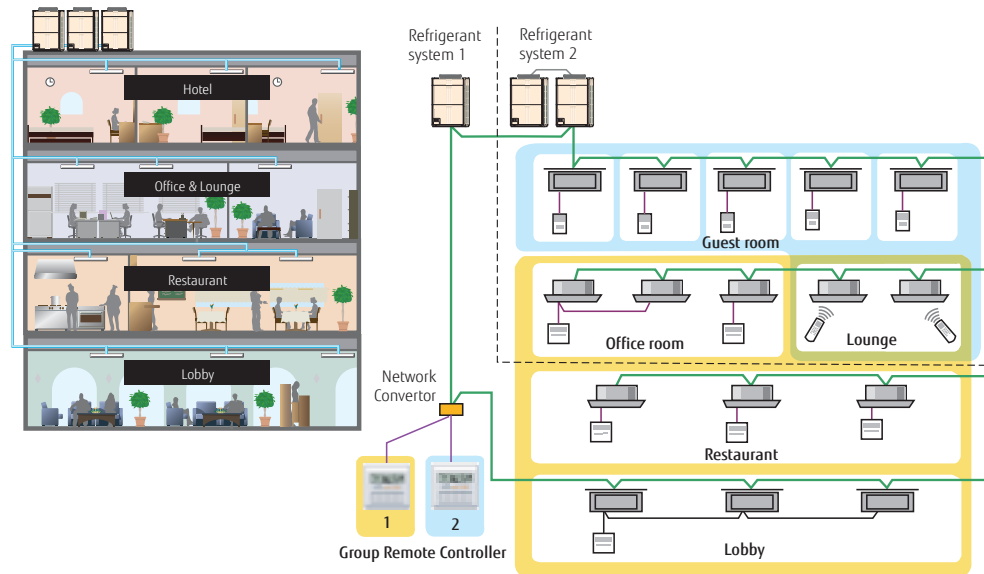
Max. Controllable
2 refrigerant circuits

Group control of indoor units with simple operation

- Up to 8 remote controller groups can be controlled by one Group Remote Controller.
- Up to 64 Group Remote Controllers can be connected in one VRF network system.
- Network Converter is required to connect Group Remote Controllers to a VRF network system. (Network Converter allows up to 4 Group Remote Controllers)
- 3-wire type

Control up to 8 remote controller groups

- Single Group Remote Controller controls and monitors up to 8 remote controller groups.



Group Remote Controller 1:
To control office room, lounge, restaurant and lobby (8 remote controller groups)
Group Remote Controller 2:
To control guest room and lounge (7 remote controller groups)

High performance and compact size

ON / OFF, Operating mode, Room temperature and Fan speed setting can be controlled / monitored centrally or individually.



Built-in weekly timers

The weekly timer is provided as a standard function.

Specifications

Model name	UTY-CGGY
Power Supply	DC 12 V
Dimensions (H × W × D) (mm)	120 × 120 × 18
Weight (g)	200

DC 12 V is supplied by the indoor unit.

Model name	UTY-VGGXZ1
Power Supply	208-240 V 50/60 Hz, Single phase
Power Consumption (W)	6.5
Dimensions (H × W × D) (mm)	67 × 288 × 211
Weight (g)	1,500

Central Remote Controller

UTY-DCGY



For small- and medium-sized buildings and tenants

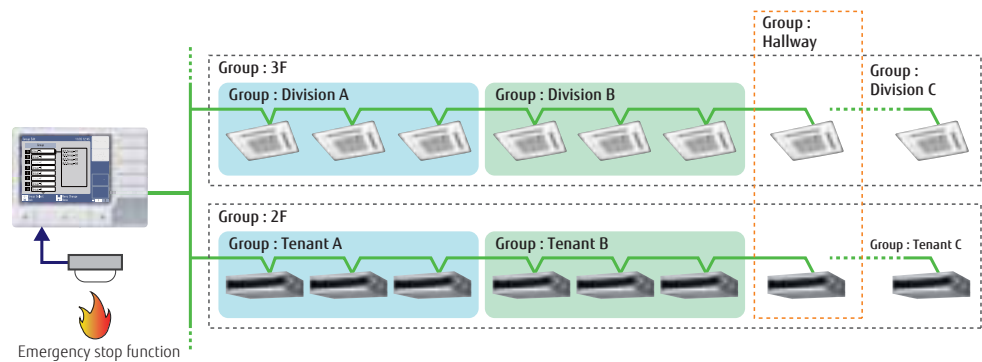
- Individual control and monitor of 100 indoor units
- 5 inch TFT color screen
- High visibility and easy operation
- External input / output contact
- Detachable power supply unit
- Corresponds to 7 different languages like English, Chinese, French, German, Spanish, Russian, Polish.

Max. Controllable
100 indoor units

Max. Controllable
16 groups

System overview

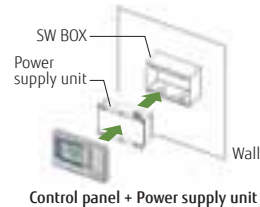
- It allows multiple indoor units grouping (Max.16 groups controlled)
- Interlock with external device



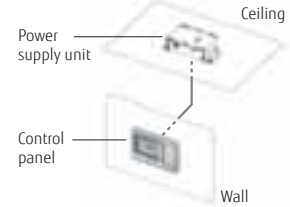
Easy Installation

- The control panel and power supply unit can be installed separately.
- For flexibility in installation, the Control panel can be built into the wall or fix on the wall.

Setting pattern 1



Setting pattern 2



Functions

- Diverse control of indoor units
- Weekly timer
- Automatic clock adjustment
- Error history

Specifications

Model name	UTY-DCGY	
	Control Panel	Power Supply Unit
Power Supply	DC 5 V	100-240 V, 50-60 Hz, Single phase
Dimensions (H × W × D) (mm)	120 × 162 × 25.7	99 × 135 × 39.2
Weight (g)	308	355

<PACKING LIST>

Packing List	Control Panel / Power Supply Unit / Connecting cable, etc.
--------------	--

Central Remote Controller for 5-6 Rooms Multi, 8 Rooms Multi

UTY-DMMYM



SPLIT

MULTI SPLIT

VRF

VENTILATION

CONTROL SYSTEM

AIR TO WATER

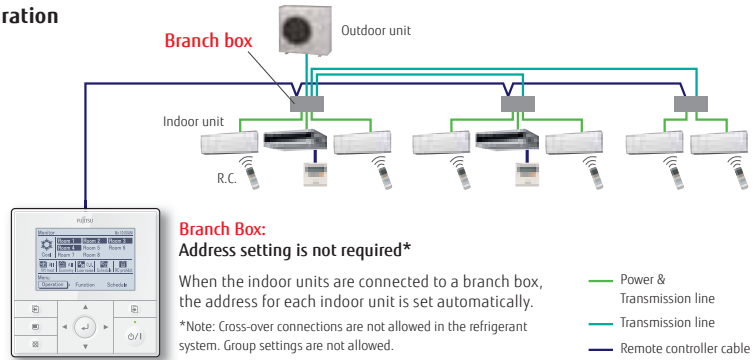


Max. Controllable
1 multi system

Max. Controllable
8 indoor units

- Batched control of up to 8 indoor units. The temperature, airflow volume, and remote control prohibition settings of all indoor units can be batched.
- Corresponds to 9 different languages (English, German, French, Spanish, Russian, Portuguese, Italian, Greek, and Turkish)
- Large backlight LED screen
- Large easy-to-see operation panel

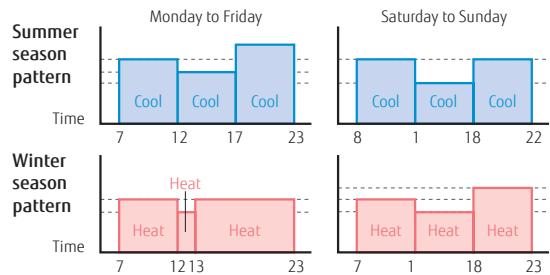
System configuration



Central Remote Controller Functions

Weekly schedule timer

The ON/OFF setting can be set for 4 times a day. Two weekly patterns can be set to match the cooling and heating seasons.



Low noise operation

Users can choose from 4 low noise levels, depending on the installation environment. The operation time can be set using the timer.

10°C heat operation

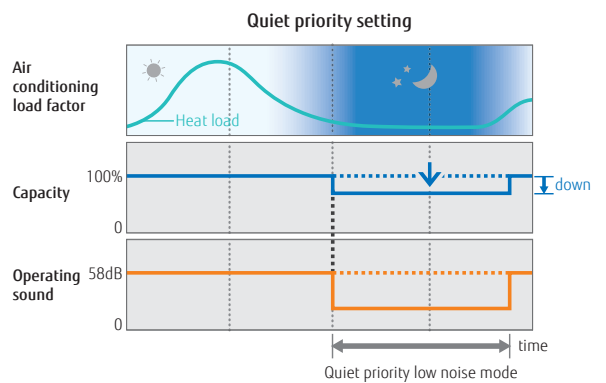
When you leave, minimum heating operation is performed to maintain the room temperature (maintain at 10°C).

Economy operation

Economy operation is energy saving, as the set temperature of indoor unit is shifted by 1°C and the maximum electric value of the outdoor unit is suppressed.

Prohibited Settings

The remote controller operation of all indoor units comes with a lock function to prevent unapproved operations in the various rooms. The central remote controller also has a key lock function to prevent children from playing with it, etc



Specifications

Model name	UTY-DMMYM
Power Source	DC 12 V
Dimensions (H × W × D) (mm)	120 × 120 × 21.3
Weight (g)	220

DC 12 V is supplied by the indoor unit.

Touch Panel Controller

UTY-DTGYZ1



- Large-sized 7.5-inch TFT color
- LCD Easy finger touch operation
- Stylish shape and design to suit all application
- Up to 400 indoor units can be controlled
- Selectable 2 display types (Icon / List) in monitoring mode
- Supports 7 different-languages ,English, Chinese, French, German, Spanish, Russian, Polish.
- Mounted with LAN interface for remote control & operation, external input / output with emergency stop and batch ON / OFF

Easy Operation

- Wide range of simple-to-understand icons
- Operation can be selected using your finger or the dedicated touch pen by pressing the appropriate on-screen icon.
- Back color identifies current control operation blue for monitoring, green for operational control.

Max. Controllable
400 indoor units

Max. Controllable
100 outdoor units

Max. Controllable
400 groups



Easy maintenance

- Flat touch screen is easily cleaned
- Non-glare coating on touch panel controller minimizes fingerprint marking
- Easy-to-remove front cover

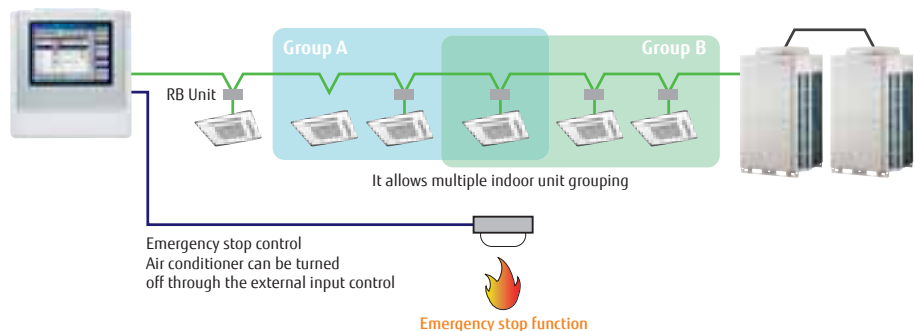


Easy installation

- Touch Panel Controller is easily mounted to the wall.
- Flat back surface allows to be installed wherever it is needed.
- No additional component is required for installation

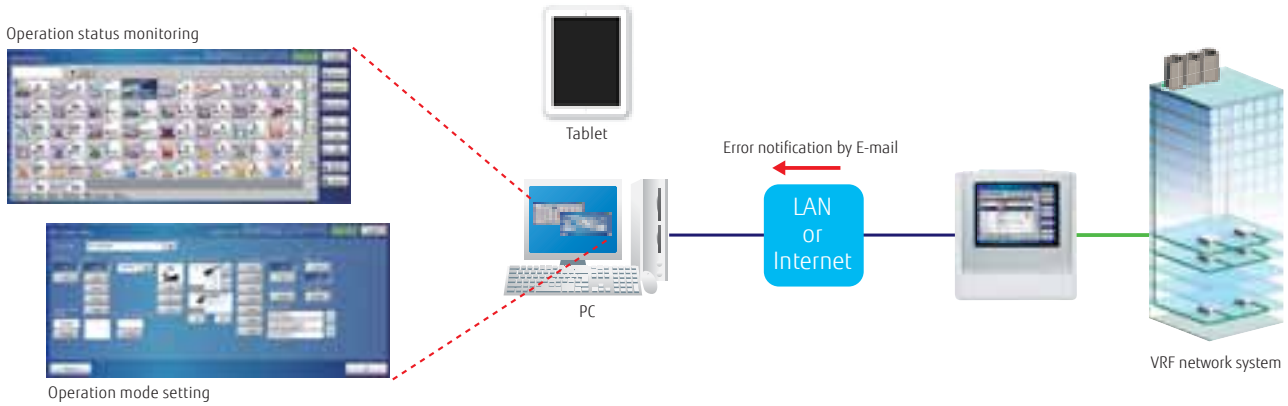


Up to 400 indoor units can be controlled



Control & monitoring

- Control and monitor Fujitsu’s air conditioner via LAN or Internet.
- Allow user or tenant to manage only assigned equipment by their PC or tablet from anywhere.
- Error contents are notified automatically by E-mail at error occurrence to handle the trouble promptly.



Smart Phone

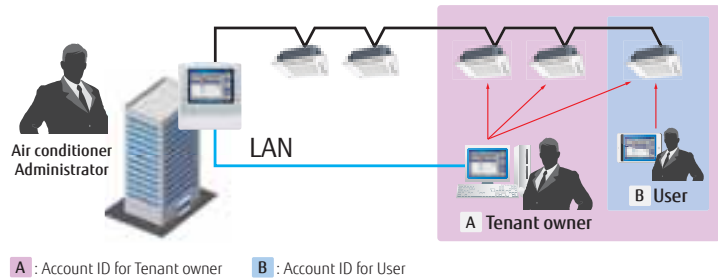
Model name	Browser
Nexus 6P (Android 7.1.1)	Google Chrome 5.5
iphone7 (iOS 10.1)	Safari 10

Tablet

Model name	Browser
iPad Pro 9.7inch (iOS 10.2.1)	Safari 10

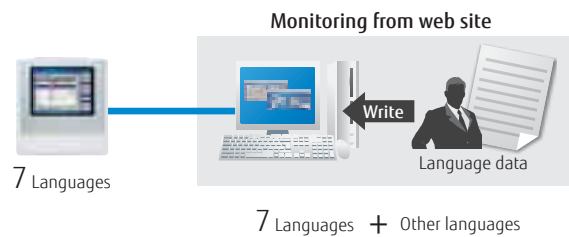
Flexible access permission for Point each level user.

Administrator can register multiple user to permit which indoor unit(s) and which function can access.



Additional languages function

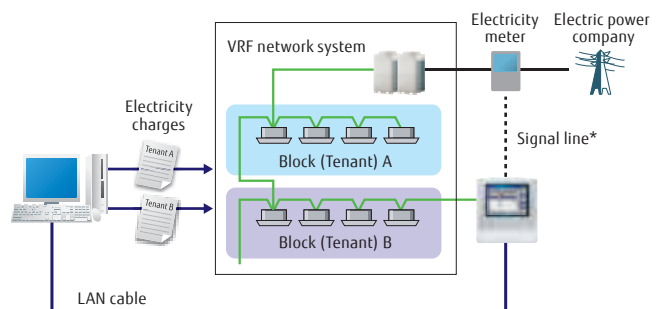
Corresponds to 7 different languages, English, Chinese, French, German, Spanish, Russian, Polish as standard. Additional language can be integrated on remote device by creating language database. Additional language is displayed on only the remote device, and Touch Panel Controller cannot be added other languages.



Electricity charge apportionment (Option: UTY-PTGXA)

- Electricity charge apportionment can be performed easily for the power consumed when billing users for air conditioning power charges.

- Apportionment charge/bill calculation
- Tenant (block) setting
- Common facilities apportionment setting
- Rated power consumption allotment setting
- Individual calculation at cooling and heating
- Electricity meter supported



*: Electricity meter (1unit) can be connected to external input connector of the TPC unit. In this case, electricity meter cannot be connected to outdoor unit simultaneously.

PRODUCT LINEUP: CONTROL SYSTEM-CENTRALIZED CONTROL

Features: Touch Panel Controller

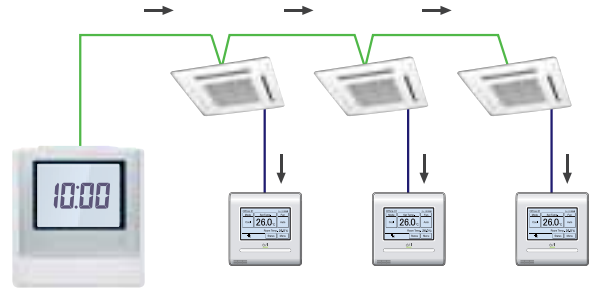
Automatic summer time setting

Providing function

- 1) Schedule setting of summer time setting
 - It prevents the user from forgetting to set summer time. In addition, it reduces the time and labor of user.

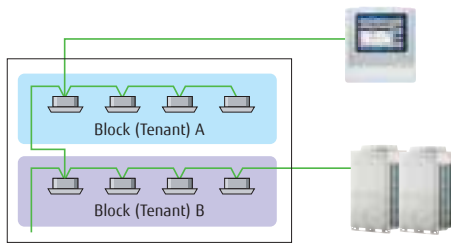
Automatic clock adjustment

- 2) The time setting of each controller can be set in batch automatically.

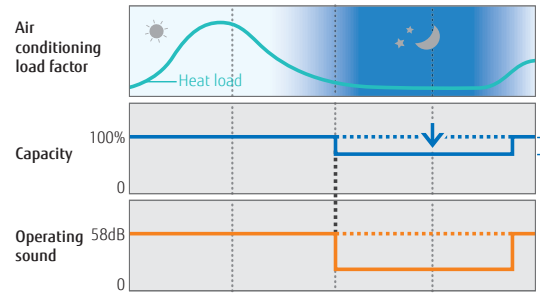


Outdoor low noise operation

Users can choose from 4 low noise levels, depending on the installation environment. The operation time can be set using the timer.



Quiet priority setting



NEW Various energy saving control

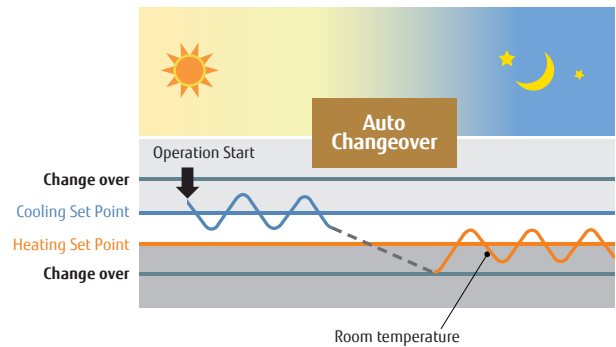
Custom Auto

- Maintains 2 separate set points for heating and cooling.
- Automatically changes mode between heating and cooling.

* This function is not available for some models.



Cooling set temp. 28 °C, Heating set temp. 18 °C





NEW Refrigerant leakage detection function

The refrigerant leak condition is indicated by the management equipment, and if refrigerant leakage occurs, it is displayed as a pop-up, the user is notified, and the refrigerant is shut off.



Pop-up highlighting



FUNCTIONS SUMMARY

	 UTY-DTGYZ1	 Monitoring side
Air conditioning control function		
On / Off	●	●
Operation mode setting*	●	●
Fan speed setting	●	●
Room temp. setting	●	●
Room temp. set point limitation	●	●
Test operation	●	●
Up/down air direction flap setting	●	●
Right/left air direction flap setting	●	●
Individual louver control	●* ¹	●
Group setting	●	●
RC prohibition	●	●
Anti freeze setting	●	●
Set temp. auto return	—	●
Various energy saving control	—	●
Economy mode setting	●	●
Human sensor control	—	●
Display		
Error	●	●
Defrosting	●	●
Current time	●	●
Day of week	●	●
R.C. prohibition	●	●
Cooling/heating priority	●	●
Address display	●	●
Room temp	●	●
Multi language	●	●
Summer time	●	●
Time zone setting	●	●
Name registration	●	●
Backlight	●	●
Language setting	7	7+other
Filter sign reset	●	●
Memory operation	●	●
Refrigerant leakage detection function	●	●

●: Supported ○: Optional function —: Not supported yet

*1 Only setting cancellation can be operated.

*2 This function is available only through external input control.

	 UTY-DTGYZ1	 Monitoring side	
Timer			
	Period	Year	Year
Schedule timer	On/off, Temp, Mode, Times per day	20	20
On/off timer		—	—
Sleep timer		—	—
Program timer		—	—
Auto off timer		—	●
Day off		●	●
Min. unit of timer setting (Minutes)		10	10
Control			
Status monitoring system		●	●
Electricity charge apportionment		○	○
Error history		●	●
Emergency stop		●* ²	●* ²
Remote management		—	●
Energy saving management		—	—
E-mail notification for malfunction		—	●
Key lock		● Password setting	—
Low noise mode		●	●

Specifications

Model name	UTY-DTGYZ1
Power Supply	100-240 V 50/60 Hz, Single phase
Dimensions (H × W × D) (mm)	260 × 246 × 54
Weight (g)	2,150
Interface	Transmission/LAN/USB/EXT IN/EXT OUT/Reset SW

System Controller

UTY-APGXZ1 **Software**



Max. Controllable
4 VRF network systems

Max. Controllable
400 outdoor units

Max. Controllable
1,600 indoor units

System Controller realizes the advanced integrated monitoring & control of VRF network system from small scale buildings to large scale buildings.

- Up to a maximum of 4 VRF network systems, 1600 indoor units, and 400 outdoor units can be controlled.
- In addition to air conditioning precision control function, central remote control, electricity charge calculation, schedule management, and energy saving functions are strengthened and building manager and owner needs are met.
- Corresponds to 7 different languages (English, Chinese, French, German, Spanish, Russian, Polish)

System Controller Lite

UTY-ALGXZ1 **Software**



Max. Controllable
1 VRF network systems

Max. Controllable
100 outdoor units

Max. Controllable
400 indoor units

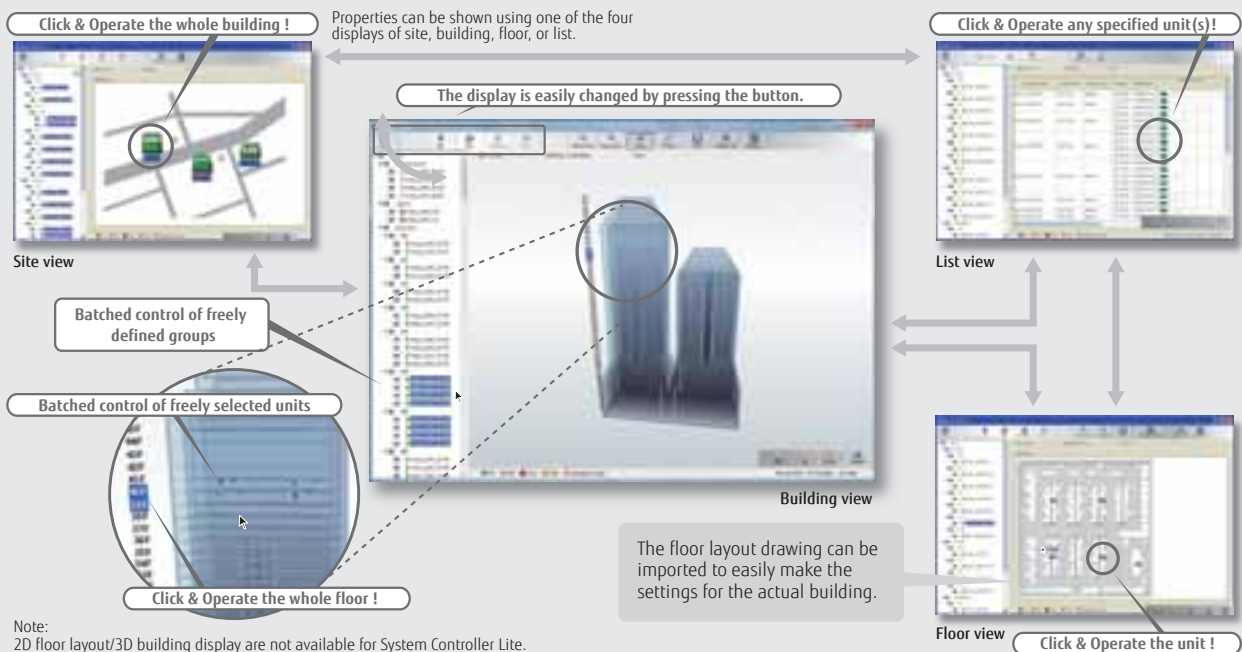
System Controller Lite has standard functions sufficient for air conditioner management in small and medium scale buildings .

- Up to a maximum of 1 VRF network system, 400 indoor units, and 100 outdoor units can be controlled.
- In addition to air conditioning precision control function, a variety of management software is available as an option to give customers a wide range of choice.
- Corresponds to 7 different languages (English, Chinese, French, German, Spanish, Russian, Polish)

High visibility and Easy operation

Click & Operate: The property is shown visually from the perspective most suitable for operation and operated accordingly (Click & Operate). You can select from among the 4 displays of site, building, floor, or list.

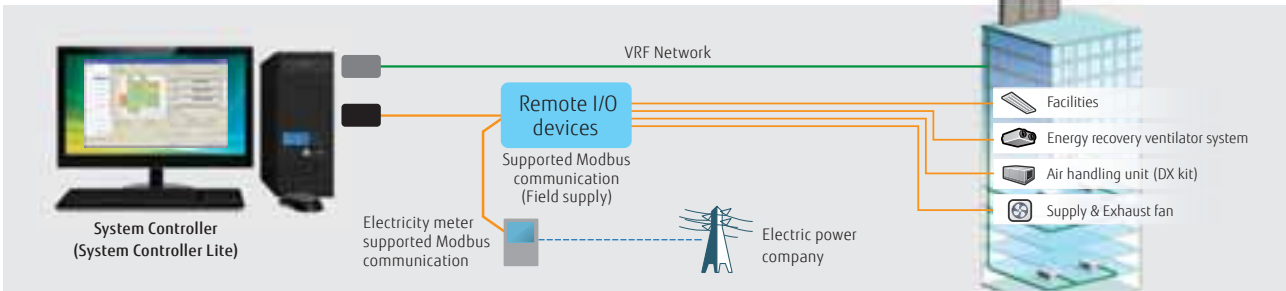
Freely define groups for batched control: Indoor units can be freely grouped for simple batched control from a tree menu. Grouping by hierarchal structure, such as by section, division or department is possible.



3rd party devices connected by Modbus can be controlled.

Standard for System Controller **Option** for System Controller Lite UTY-PLGXX2

When Modbus Adaptor (locally purchased) is connected to PC, the electric facilities supported by Modbus can be controlled centrally. Wasteful electricity charge by forgetting to turn off and patrol activities can be reduced in the entire building.



Diverse operation management & Data management

Standard for System Controller and System Controller Lite

Schedule management

- Annual schedules can be set for each remote controller group / user defined group.
- Start / stop, operating mode, remote controller prohibition, and temperature settings can be set up to 143 times per day at 10 minute intervals for up to 101 configurations for each remote controller group.
- Settings can be made for periods straddling midnight.
- Allows programming of special settings for holidays, including public holidays, for a complete year.
- Low noise operation of outdoor unit can be scheduled.



Diverse control of indoor unit and outdoor unit

- Indoor unit operation state, operation mode, etc. are displayed
- Indoor unit start / stop and operation mode switching
- Room temperature set point limitation
- Outdoor unit low noise setting

Remote controller prohibition

This prohibits changes to the operation mode, temperature, start/stop, etc.

Error display & E-mail notification

Error is notified with popup message, audible sound and E-mail real time when error occurs. Errors for the past 1 year are logged and can be reviewed later.

Operating & control record

Displays the history of operation status and control.

Data base import/export

Imports/exports registration data, layout data, and image data. Only the administrator can make this setting.

Automatic clock adjustment

The time setting of each controller can be set in batch automatically.

Electricity charge apportionment

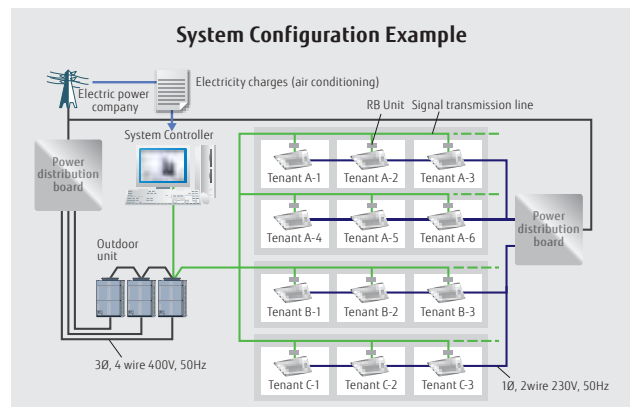
Standard for System Controller

Option for System Controller Lite UTY-PLGXA2

Electricity charge apportionment calculation framework

Suppose you want to find the power consumed by the air conditioners of each tenant from the electricity charge for each month. With electricity charge apportionment function, used energy apportionment ratio will be provided, calculating in detail the energy consumed by the units used by each tenant. This information is then used to calculate the charges for the electricity consumed for air conditioning by each tenant from the total electricity charges in the bill from the electric power company. (See figure at right)

The detailed calculation takes into consideration such things as unused rooms and nighttime electricity charges and shows them in a charges calculation sheet.



PRODUCT LINEUP: CONTROL SYSTEM-CENTRALIZED CONTROL

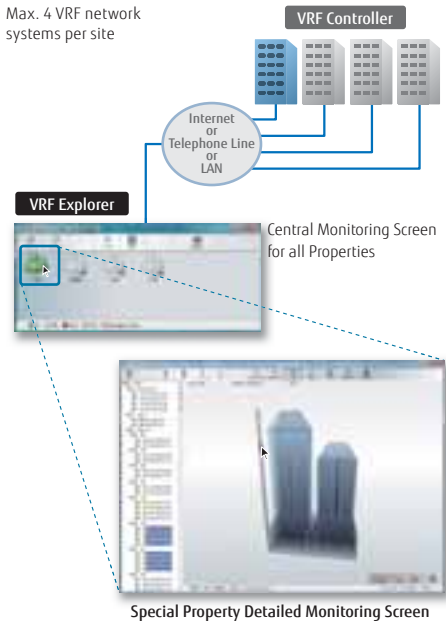
Features: System Controller/System Controller Light

Remote management

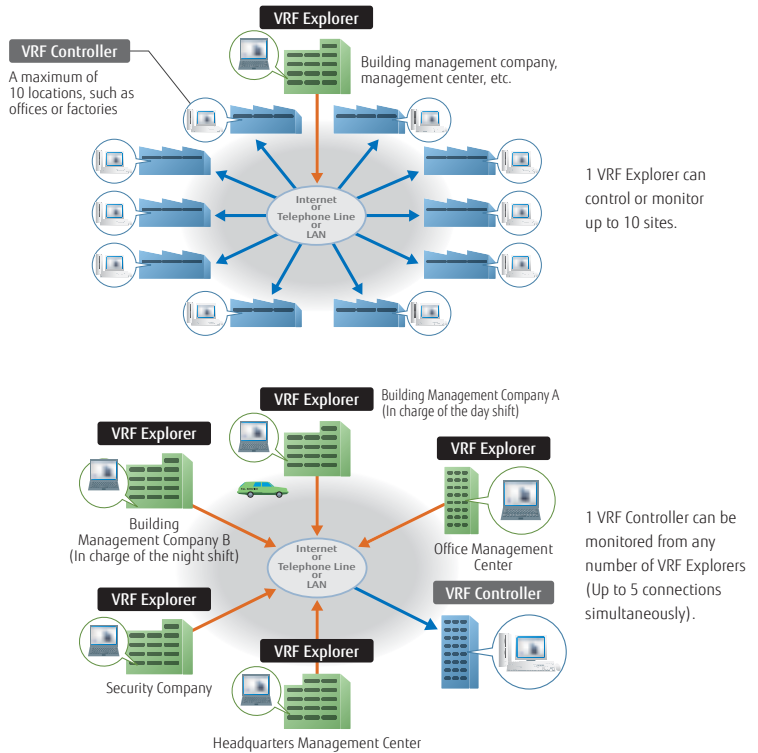
- Standard** for System Controller
- Option** for System Controller Lite UTY-PLGXR2

System Controller may be used on site or remotely over various networks for remote central control. System Controller requires 2 software working together. VRF Controller runs on site and communicate with VRF system. VRF Explorer runs remotely and provides user interface and communicate with the VRF Controller. VRF Controller and VRF Explorer program may run in a single PC or in different PCs separated by network. By using VRF Explorer software, one PC can perform central control of 10 VRF system sites with max. 20 buildings per site.

On site central control



Remote central control



Energy saving management

- Option** for System Controller UTY-PEGX
- Option** for System Controller Lite UTY-PLGX2

A variety of energy saving operations can be set and managed depending on the season, weather, and time period. Excellent energy saving operation is performed while keeping users comfortable.



Energy Saving Management Main Screen

Energy saving graph data: This graph compares the electricity consumption with the previous month and previous year to make it easy to analyze the energy saving effect.

Indoor unit rotation operation

The operation of indoor units can be automatically rotated within a group in accordance with the set annual schedule to reduce power consumption while maintaining comfort. The indoor unit operation stoppage rate can be selected.

Peak cut operation

A power meter is connected to detect the total power consumption while shifting the indoor unit set temperature, set the indoor unit forced thermostat off, and taking other measures to carefully control the power consumed while maintaining comfort and conducting control to maintain the target power consumption set for each time. The indoor units to be controlled can be freely grouped and the control level can be set.

Outdoor unit capacity save

Outdoor unit capacity save switches the outdoor unit capability upper limit to suppress power consumption during hot summers and cold winters by averaging the power saving effect of each refrigerant system. You can select from 50% or more of the capacity upper limit.

FUNCTIONS SUMMARY

Function	Type	System controller		System controller lite					
		UTY-APGXZ1	Option UTY-PEGXZ1	UTY-ALGXZ1	Option UTY-PLGXR2	Option UTY-PLGXA2	Option UTY-PLGXE2	Option UTY-PLGXX2	
System specification	Max. VRF networks supported	4	—	1	—	—	—	—	
	Max. indoor unit / remote controller groups per VRF network	400	—	400	—	—	—	—	
	Max. outdoor units per VRF network	100	—	100	—	—	—	—	
	Max. indoor units / remote controller groups per System controller	1600	—	400	—	—	—	—	
	Max. outdoor units per System controller	400	—	100	—	—	—	—	
Site supervision	Multi site display	10	—	10	—	—	—	—	
	Number of building / 1 site	20	—	—	—	—	—	—	
	Number of floor per 1 site	200	—	—	—	—	—	—	
	Number of floor per 1 building	50	—	—	—	—	—	—	
	3D graphical layout view	●	—	●	—	—	—	—	
	2D graphical layout view	●	—	●	—	—	—	—	
	List display	●	—	●	—	—	—	—	
	Tree display	●	—	●	—	—	—	—	
Error management	Group display	●	—	●	—	—	—	—	
	Error notification	●	—	●	—	—	—	—	
	Audible alarm	●	—	●	—	—	—	—	
History	Error e-mail notification	●	—	●	—	—	—	—	
	Error history	●	—	●	—	—	—	—	
Operation control	Operation history	●	—	●	—	—	—	—	
	Control history	●	—	●	—	—	—	—	
	Individual control	On/Off	●	—	●	—	—	—	—
		Operation mode*	●	—	●	—	—	—	—
		Room temperature	●	—	●	—	—	—	—
		Fan speed	●	—	●	—	—	—	—
		Air flow direction	●	—	●	—	—	—	—
		Economy mode	●	—	●	—	—	—	—
		Room temperature set point limitation	●	—	●	—	—	—	—
		Antifreeze	●	—	●	—	—	—	—
	Individual management	Outdoor unit low noise setting	●	—	●	—	—	—	—
		Remote control prohibition setting	●	—	●	—	—	—	—
	Other	Temperature upper and lower limit setting	●	—	●	—	—	—	—
		Filter sign reset	●	—	●	—	—	—	—
Schedule	Memory operation	●	—	●	—	—	—	—	
	Pattern operation	●	—	●	—	—	—	—	
	Annual Schedule	●	—	●	—	—	—	—	
	Special day setting	●	—	●	—	—	—	—	
	On / off per day	72	—	72	—	—	—	—	
	On / off per week	504	—	504	—	—	—	—	
	Day off	●	—	●	—	—	—	—	
	Min. unit of timer setting (Minutes)	10	—	10	—	—	—	—	
Remote management	Low noise mode Weekly schedule	●	—	●	—	—	—	—	
	Web Operation	●	—	●	—	—	—	—	
	Remote monitoring	●	—	●	—	—	—	—	
Electricity charge apportionment	Remote operation control	●	—	●	—	—	—	—	
	Remote function setting	●	—	●	—	—	—	—	
	Apportionment charge/bill calculation	●	—	●	—	—	—	—	
	Tenant (block) setting	●	—	●	—	—	—	—	
	Common facilities apportionment setting	●	—	●	—	—	—	—	
Energy saving management	Rated power consumption allotment setting	●	—	●	—	—	—	—	
	Individual calculation at cooling and heating	—	●	—	—	—	—	—	
	Electricity meter supported	—	●	—	—	—	—	—	
	Indoor unit rotation	—	●	—	—	—	—	—	
	Peak cut control	—	●	—	—	—	—	—	
	Outdoor unit capacity save	—	●	—	—	—	—	—	
	Record of energy saving operation	—	●	—	—	—	—	—	
External Device Control	Energy saving information	—	●	—	—	—	—	—	
	Power consumption monitor	—	●	—	—	—	—	—	
Others	Electricity meter supported	—	●	—	—	—	—	—	
	Monitor	●	—	●	—	—	—	—	
	Control	●	—	●	—	—	—	—	
Database import/export	Database import/export	●	—	●	—	—	—	—	
	Automatic clock adjustment	●	—	●	—	—	—	—	
	Multi language	7 languages	—	7 languages	—	—	—	—	
	Refrigerant leakage detection function	●	—	●	—	—	—	—	

●●: Available. -: Not available.

Personal computer system requirements

The required PC specifications are shown in the following table.

	System Controller	System Controller Lite
Operating system	<ul style="list-style-type: none"> • Microsoft® Windows® 7 Home Premium (32-bit or 64-bit) SP1, Windows® 7 Professional (32-bit or 64-bit) SP1 • Microsoft® Windows® 8.1 (32-bit or 64-bit), Windows® 8.1 Pro (32-bit or 64-bit) • Microsoft® Windows® 10 Home (32-bit or 64-bit), Windows® 10 Pro (32-bit or 64-bit) [Supported languages] English, Chinese, French, German, Russian, Spanish, and Polish	
CPU	Intel® Core™ i3 2 GHz or higher	
Memory	<ul style="list-style-type: none"> • 2 GB or more (for Windows® 7 [32-bit]) • 4 GB or more (for Windows® 7 [64-bit], Windows® 8.1, and Windows® 10) 	
HDD	40 GB or more of free space	
Display	1024 x 768 or higher resolution	
Interface	<ul style="list-style-type: none"> • Ethernet port (for getting access to the Internet using LAN) or Modem (for getting access to the Internet using Public Telephone Line) • USB ports (Maximum of 6 ports) (Required only for the Server PC that works as VRF Controller) <ul style="list-style-type: none"> - Maximum of 2 USB ports are required for WHITE-USB-KEY/WibuKey connection - Maximum of 4 USB ports are required for Echelon® U10 USB Network Interface * Maximum number of required USB port depends on the applicable system configuration.	<ul style="list-style-type: none"> • Ethernet port (for getting access to the Internet using LAN) or Modem (for getting access to the Internet using Public Telephone Line) • USB ports (Maximum of 6 ports) (Required only for the Server PC that works as VRF Controller) <ul style="list-style-type: none"> - Maximum of 4 USB ports are required for WHITE-USB-KEY/WibuKey connection - 1 USB port is required for Echelon® U10 USB Network Interface * The maximum number of required USB port depends on the applicable system configuration.
Graphic accelerator	Microsoft® DirectX® 9.0c compatible	
Software	Adobe® Reader® 9.0 or later	

* Echelon® U10 USB Network Interface - TP/FT-10 Channel (Model number: 75010R) (Required for each VRF Network.)

PACKING LIST

Type	For System controller			For System controller Lite			
	System Controller	Option Energy manager	System Controller Lite	Remote access	Option Electricity charge apportionment	Option Energy saving	Option Central Control
Model name	UTY-APGXZ1	UTY-PEGXZ1	UTY-ALGXZ1	UTY-PLGXR2	UTY-PLGXA2	UTY-PLGXE2	UTY-PLGXX2
WHITE-USB-KEY	1	1	1	1	1	1	1

*1: Software protection key to be inserted in a USB slot running System Controller or System Controller Lite.

System Controller or System Controller Lite may only run on a PC with WHITE-USB-KEY. However, WHITE-USB-KEY is not required for remote VRF Explorer software.

BACnet® Gateway

UTY-ABGXZ1



WHITE-USB-KEY
(Software Protection Key)



BACnet is a registered trademark of ASHRAE. ASHRAE does not endorse, approve or test products for compliance with ASHRAE standards. Compliance of listed products to the requirements of ASHRAE Standard 135 is the responsibility of BACnet International (BI). BTL is a registered trademark of BACnet International.

- It is possible to connect medium to large sized BMS to VRF network system via BACnet®, a global standard for open networks.
- A maximum of 1600 indoor units with 4 VRF network systems (a maximum of 400 indoor units & 100 outdoor units for one network system) can be connected to one BACnet® Gateway.
- It is possible to control or monitor VRF network system from BMS via BACnet® Gateway.
- Compatible with BACnet® (ANSI / ASHRAE-135-2014) application specific controller (B-ASC).
- Compatible with BACnet®/IP over Ethernet.
- Scheduling function, Alarm & Event functions as well as Electricity Change Apportionment function are provided in BACnet® Gateway.
- Connection between VRF network system to personal computer is possible via small U10 USB interface. However, both U10 USB interface & personal computer are field supplied items.
- Corresponds to 7 different languages, English, Chinese, French, German, Spanish, Russian, Polish.

Max. Controllable

4

VRF network systems

Max. Controllable

400

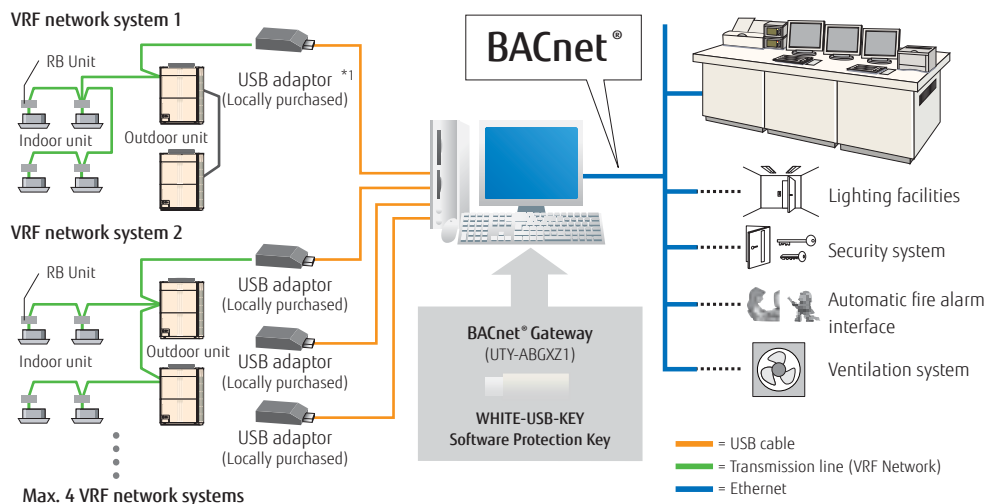
outdoor units

Max. Controllable

1,600

indoor units

Installation example



*1: USB adaptor is U10 USB Network Interface of Echelon® Corporation.

Personal computer system requirements

UTY-ABGXZ1	
Operating system	<ul style="list-style-type: none"> • Microsoft® Windows® 7 Home Premium (32-bit or 64-bit) SP1, Windows® 7 Professional (32-bit or 64-bit) SP1 • Microsoft® Windows® 8.1 (32-bit or 64-bit), Windows® 8.1 Pro (32-bit or 64-bit) • Microsoft® Windows® 10 Home (32-bit or 64-bit), Windows® 10 Pro (32-bit or 64-bit) [Supported languages] English, Chinese, French, German, Russian, Spanish, and Polish
CPU	Intel® Core™ i3 2 GHz or higher
Memory	<ul style="list-style-type: none"> • 2 GB or more (for Windows® 7 [32-bit]) • 4 GB or more (for Windows® 7 [64-bit], Windows® 8.1, and Windows® 10)
HDD	40 GB or more of free space
Display	1024 x 768 or higher resolution
Interface	<ul style="list-style-type: none"> • Ethernet port (for getting access to the Internet using LAN) • USB ports (Maximum of 5 ports) <ul style="list-style-type: none"> - 1 USB port is required for WHITE-USB-KEY/WibuKey connection - Maximum of 4 USB ports are required for Echelon® U10 USB Network Interface * Maximum number of required USB ports depends on the applicable system configurations.
Software	Adobe® Reader® 9.0 or later

• Echelon® U10 USB Network Interface – TP/FT-10 Channel (Model number: 75010R) (Required for each VRF Network.)

<Packing list>

Name and shape	Quantity	Application
WHITE-USB-KEY	1	Includes the software and manuals, license for BACnet® Gateway.

BACnet® Gateway

UTY-VBGX



BACnet is a registered trademark of ASHRAE. ASHRAE does not endorse, approve or test products for compliance with ASHRAE standards. Compliance of listed products to the requirements of ASHRAE Standard 135 is the responsibility of BACnet International (BI). BTL is a registered trademark of BACnet International.

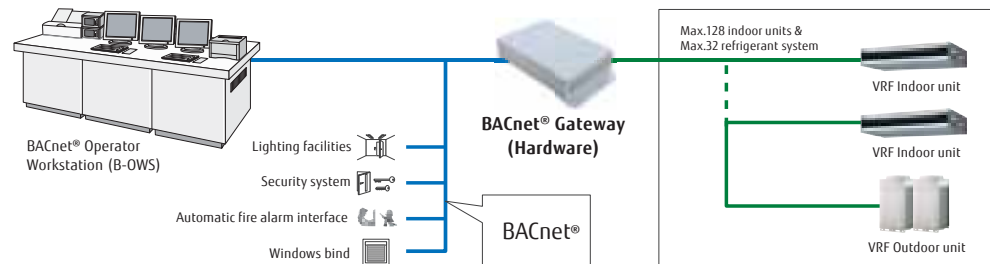
Max. Controllable
1 VRF network system

Max. Controllable
32 refrigerant system

Max. Controllable
128 indoor units

- BACnet® Gateway enables to connect a BMS and FG VRF system.
- A maximum of 128 indoor units and 32 refrigerant system can be connected to a single BACnet® Gateway.
- Compatible with BACnet® (ANSI / ASHRAE-135-2012) application specific controller (B-ASC).
- Compatible with BACnet®/IP over Ethernet.

Installation example




Specifications

Model name	UTY-VBGX	Model name	UTY-VBGX
Number of controllable indoor units	128	Power Supply	100-240 V 50/60 Hz, single phase
Number of controllable refrigerant system	32	Power Consumption (W)	4.6 (max.)
Number of controllable VRF network	1	Dimensions (H × W × D) (mm)	59.6 × 270.4 × 176
Number of connectable units / one VRF network	4	Weight (g)	1,200

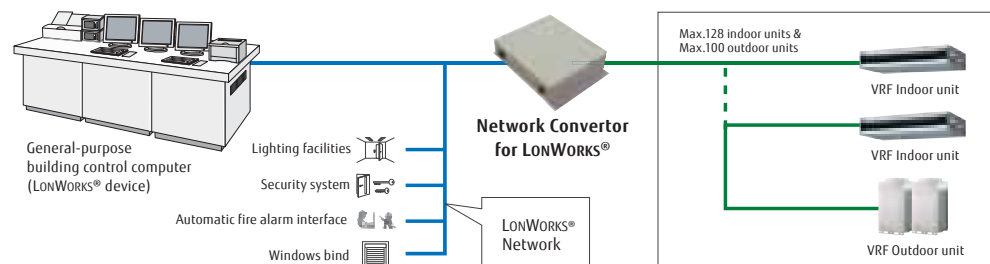
Network Converter for LONWORKS®

UTY-VLGX



- For connection between VRF network system and a **LONWORKS®** open network for management of small to medium-sized BMS and VRF network system.
- The UTY-VLGX permits central monitoring and control of a VRF network system from a BMS through a **LONWORKS®** interface.
- Up to 128 Indoor units can be connected to one Network Converter for **LONWORKS®**

Installation example



Max. Controllable
4 units to BMS

Max. Controllable
100 outdoor units

Max. Controllable
128 indoor units

Specifications

Model name	UTY-VLGX
Power Supply	208-240 V 50/60 Hz, Single phase
Power Consumption (W)	4.5
Dimensions (H × W × D) (mm)	67 × 288 × 211
Weight (g)	1,500

Transmission specifications (BMS side)

Transmission speed	78 kbps
Transceiver	FT-X1 (Echelon® Corporation)
Transmission way form	Free topology
Terminal resistor	None (It attaches at the terminal of a network.)

MODBUS[®] Convertor for Indoor Unit

UTY-VMSX

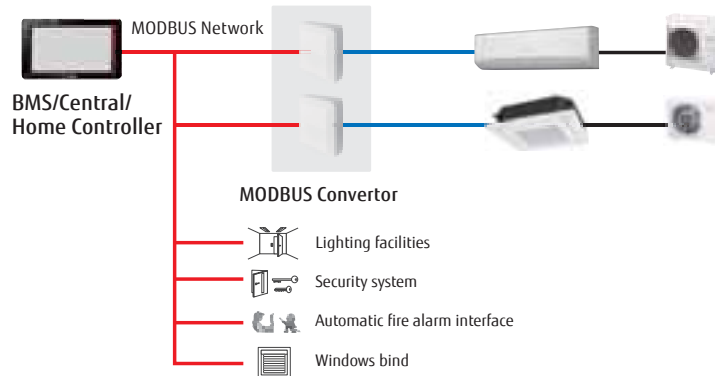


Max. Connectable

1 Single indoor unit

The MODBUS Convertor allows a complete integration of air conditioners into MODBUS Networks.

- Simple installation due to small and compact size.
- No separate external power supply required.
- The MODBUS Convertor must be connected one by one in the indoor unit.
- The MODBUS Controller permits central monitoring and control of air conditioners from BMS/Central/Home Controller.

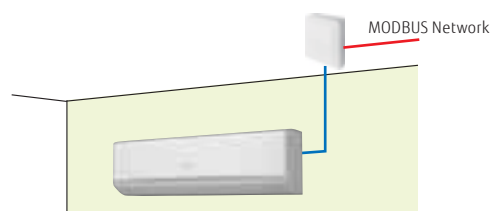


Basic control

- Turning the units on and off
- Mode control (Heat, Cool, Dry, Auto, Fan)
- Fan speed setting
- Louver position (Airflow direction setting)
- Room temperature setting and display
- Economy mode setting
- Error status

Easy Installation

Flexible installation locations with neat wirings are feasible since no power supply cable is used in the convertor.



Specifications

Model name	UTY-VMSX
Power supply	DC 12 V
Input Power (W)	Max. 1.2
Dimensions (H×W×D)(mm)	140 × 117 × 43
Weight (g)	200
Maximum Connectable indoor unit number per 1 MODBUS Convertor	1

Modbus communication specifications

Transfer mode	RTU mode
Communication speed	9600/19200bps
Data bit	8
Parity	even/odd/none
Stop bit	1/2 (no parity)
Network	RS485
Maximum cable length	1000m (3280 ft)

MODBUS® Convertor

UTY-VMGX



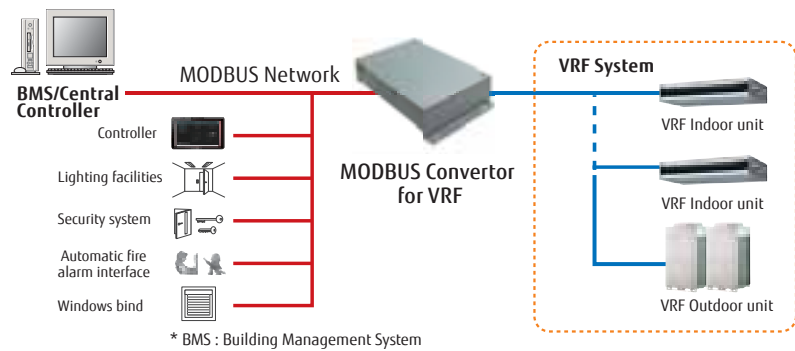
The MODBUS Convertor allows a complete integration of air conditioners into MODBUS Networks.

- Compact and lightweight design
- Direct connection to MODBUS Network
- Up to 128 indoor units can be controlled in one MODBUS Convertor
- The MODBUS Convertor permits central monitoring and control of air conditioners from BMS or Central Controller.
- Up to 9 convertors can be connected to a VRF network. The simultaneous controls such as ON/OFF or temperature settings can be done for each zone.
- It is easy to locate the source of error if any connection errors should occur after completion of installation works.

Max. Controllable
9 units to one VRF

Max. Controllable
100 outdoor units

Selectable
128 indoor units



MODBUS® Interface

FJ-RC-MBS-1

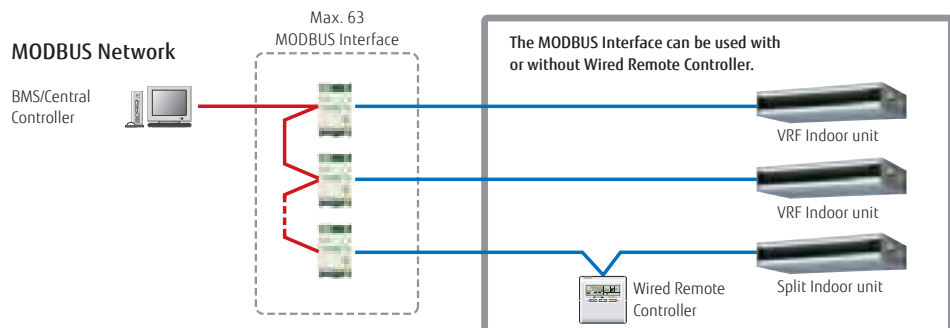


The MODBUS Interface allows a complete integration of air conditioners into MODBUS Networks.

- Simple installation due to small and compact size.
- No separate external power supply required.
- The MODBUS Interface permits central monitoring and control of air conditioners from BMS.

Max. Connectable
1 Single indoor unit

Max. Controllable
1 Group



Specifications

Model name	UTY-VMGX
Power Supply	220-240 V 50/60 Hz
Input power (W)	Max. 2
Dimensions (H × W × D) (mm)	54 × 260 × 150
Weight (g)	1,100

Model name	FJ-RC-MBS-1
Dimensions (H × W × D) (mm)	93 × 53 × 58
Weight (g)	85

KNX® Convertor for VRF

UTY-VKGX

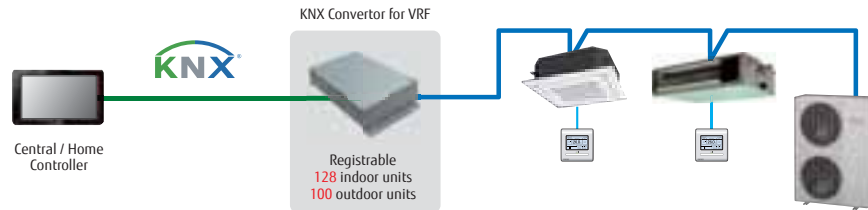


Max. Controllable
100 outdoor units

Selectable
128 indoor units

KNX Convertor is useful for centralized control in a system.

- New KNX Convertor enables to connect central/home controller and FG VRF system.
- A maximum of 128 indoor units and 100 outdoor units can be connected to single KNX Convertor.



KNX® Convertor for Indoor Unit

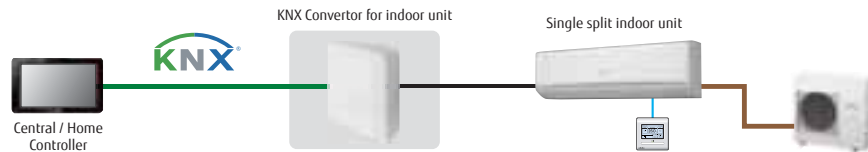
UTY-VKSX



Max. Connectable
1 Single indoor unit

KNX Convertor is useful for individual control of indoor.

- New KNX Convertor enables to connect central/home controller and FG indoor unit.
- Compact and light weight design



KNX® Interface

FJ-RC-KNX-1i

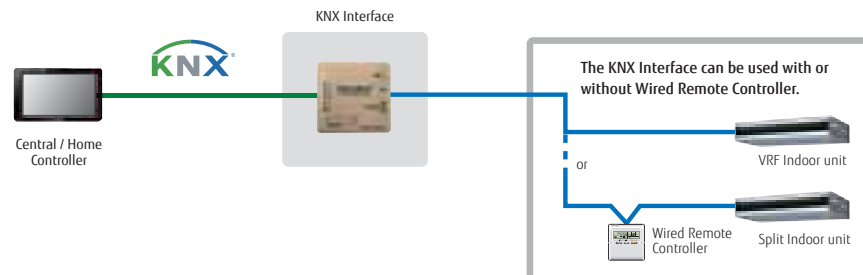


Max. Connectable
1 Single indoor unit

Max. Controllable
1 Group

The KNX Interface allows a complete integration of air conditioners with KNX Network systems.

- Simple installation due to small and compact size.
- No separate external power supply required (just KNX bus power).
- Can be used for single indoor units and group controlled (up to 16) indoor units.



Specifications

Model name	UTY-VKGX	UTY-VKSX	FJ-RC-KNX-1i
Power supply	220-240 V. 50/60 Hz	(DC 12 V)	
Power consumption (W)	1.5	0.6	
Dimensions (H × W × D) (mm)	54 × 260 × 150	140 × 117 × 43	70 × 70 × 28
Weight (g)	1,200	215	70

Wireless LAN Interface

UTY-TFNXZ1 / UTY-TFSXZ1, UTY-TFSXW1



SPLIT


MULTI SPLIT

VRF

VENTILATION

CONTROL SYSTEM

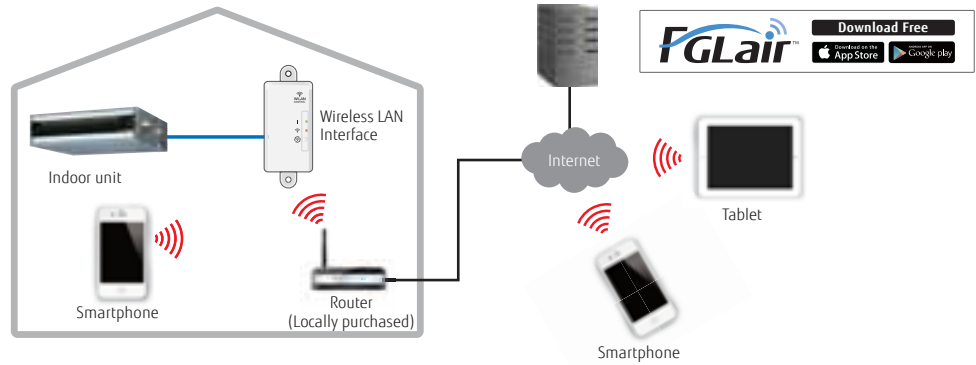
AIR TO WATER



Max. Connectable

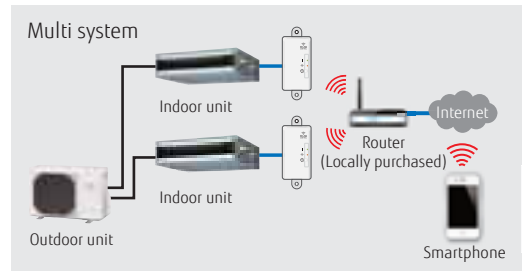
1 Single indoor unit

- It is the most advanced solution to remotely manage an Air Conditioning system using all sort of mobile devices such as Smartphones, and tablets.
- No separate external power supply required
- Can be used for single indoor units and multi system indoor units



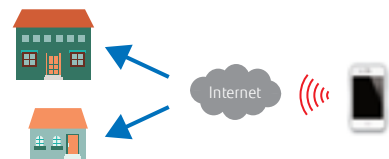
Basic control

- Turning the units on and off
- Mode control (Heat, Cool, Dry, Auto, Fan)
- Fan speed setting
- Louver position (Airflow direction setting)
- Timer operation setting (Weekly timer)
- Economy mode setting



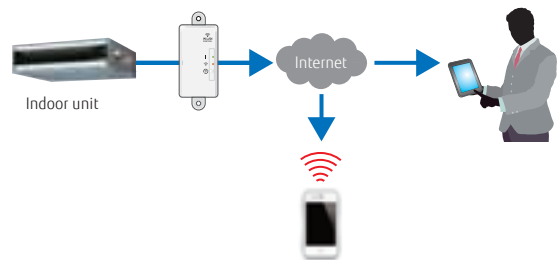
Multiple air conditioning management

- Multiple air conditioning management at difference locations.



Error display & E-mail notification

- Alerts e-mail notification
- Air conditioning malfunction display
- It enables rapid service response when error occurs.



Specifications

Model name	UTY-TFNXZ1 / UTY-TFSXZ1	UTY-TFSXW1
Dimensions (H × W × D) (mm)	71 × 38 × 15	71 × 38 × 15
Weight (g)	35	35

Wireless LAN Interface

FJ-RC-WIFI-1



Max. Connectable

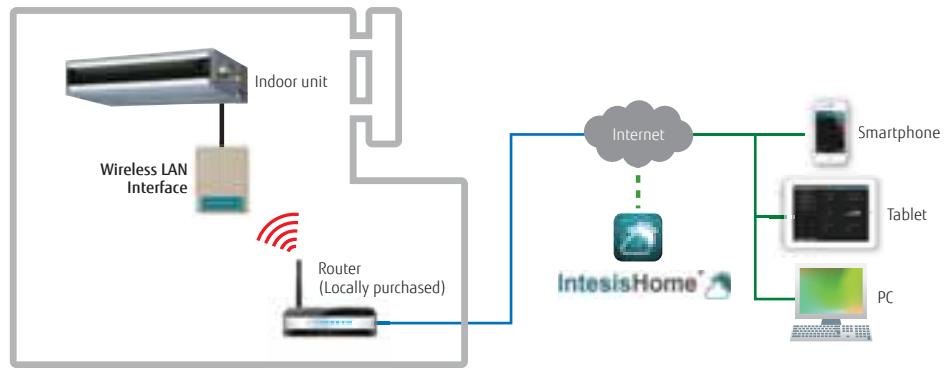
1 Single indoor unit

Max. Controllable

1 Group



- It is the most advanced solution to remotely manage an Air Conditioning system using all sort of mobile devices such as Smartphones, Tablets and PC
- No separate external power supply required
- Can be used for single indoor units and group controlled (up to 16) indoor units



Basic control

- Turning the units on and off
- Mode control (Heat, Cool, Dry, Auto, Fan)
- Fan speed setting
- Louver position (Airflow direction setting)
- Room temperature display
- Set temperature control
- Multi Language
- One Scene and Timer



(Application screen image)

Advanced control (Optional functions)

- Climate working modes (ECO, Comfort, Powerful) (future release)
- Schedule functions (ON/OFF, Modes, Set point temperature, Fan Speed, Louver position)
- Set temperature limitation (future release)
- Multiple Scenes & Timers and Calendar function

Notifications and history

- Alerts e-mail notification (future release)
- Air conditioning malfunction alerts
- Connectivity monitoring and alerts
- History (future release)

Specifications

Model name	FJ-RC-WIFI-1
Dimensions (H × W × D) (mm)	108 × 70 × 28
Weight (g)	80

External Switch Controller

UTY-TERX



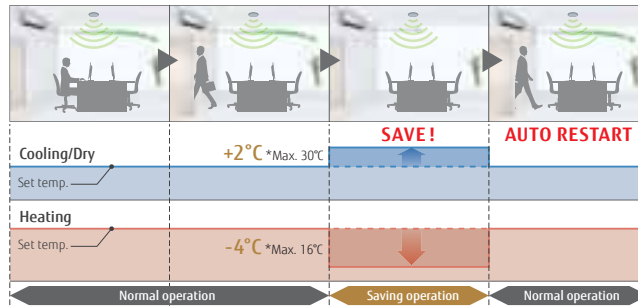
Max. Controllable
1 group

Air conditioner switching can be controlled by connecting other sensor switches

- In combination with a field supply Card-Key Switch or other sensor, the External Switch Controller allows control of the ON / OFF, Room temperature, Fan speed and Master control functions. This makes this product suitable for installations such as hotel rooms.
- Card-key or other sensor switches are available as a locally purchased parts.
- 2-wire type
- The set temperature can be specified at two points for cooling and heating individually (4 points).

Installation example


Human sensor catches movements of people in a room, and operates with lower capacity when people come back to the room, it automatically returns to previous operation mode.



Human sensor equipment needs to be purchased locally. Human sensor is not mounted on the External Switch Controller.

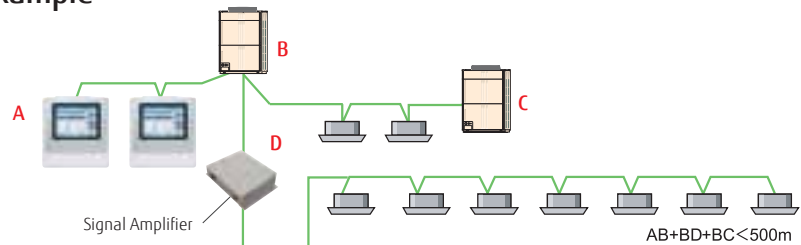
Signal Amplifier

UTY-VSGXZ1



- Transmission Line length can be extended up to 3,600 m with multiple Signal Amplifiers.
- Up to 8 signal amplifiers can be installed in a VRF network system.
- A signal amplifier is required,
 - (1) When the total wiring length of the transmission line exceeds 500 m.
 - (2) When the total number of units on the transmission line exceeds 64.

Installation example



Specifications

Model name	UTY-TERX
Power Supply	DC 6.5-16 V
Dimensions (H × W × D) (mm)	140 × 117 × 43
Weight (g)	250

DC 12 V is supplied by the indoor unit.

Model name	UTY-VSGXZ1
Power Supply	208-240 V 50/60 Hz, Single phase
Power Consumption (W)	4.5
Dimensions (H × W × D) (mm)	67 × 288 × 211
Weight (g)	1,500

Network Converter for Single Split

UTY-VTGX / UTY-VTGXV



UTY-VTGX
DC power supply type

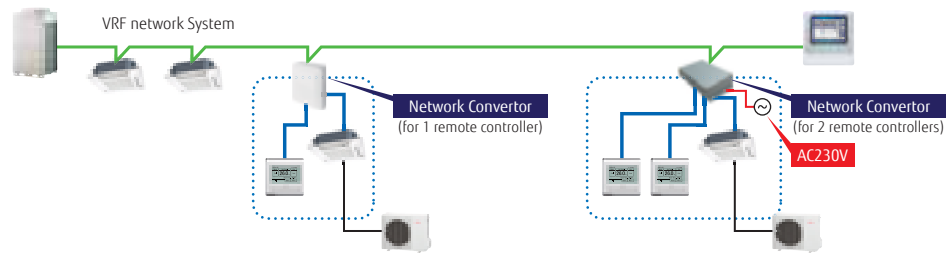


UTY-VTGXV
AC power supply type

- The network converters are required when connecting single split system to VRF network system.
- Compact and light weight design
- Connectable to both types of 2-wire and 3-wire remote controllers

Installation example.

- 2 types of 1 remote controller type and 2 remote controllers type are available.
- Power supply (AC220-240V, 50/60 Hz) is required for 2 remote controllers type.

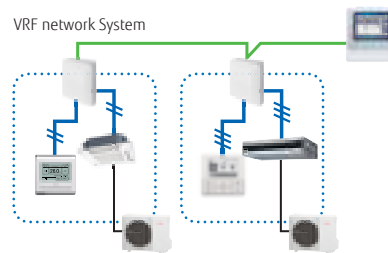


Max. Controllable
16
single indoor units

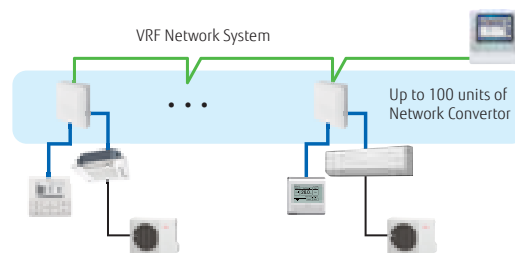
Max. Controllable
1 Group

Max. Controllable
100
Network Convertors

- 2-wire and 3-wire type of the wired remote controller can be connectable.




- A central control can be provided for the single split systems. (Up to 100 units of Network Converter is connectable in one VRF network system)



Specifications

Model name	UTY-VTGX		UTY-VTGXV
Power Supply	polar 3-wire DC 12 V	non-polar 2-wire DC 12 V	220-240 V 50/60 Hz
Input power (W)	Max. 1.2		Max. 3
Dimensions (H × W × D) (mm)	140 × 117 × 43		54 × 260 × 150
Weight (g)	250		1,100














CONTROL SYSTEM LIST

For SPLIT & MULTI SPLIT
For VRF

PRODUCT LINEUP: CONTROL SYSTEM

CONTROL SYSTEM LIST for SPLIT/MULTI SPLIT


















Type		Indoor unit										4-way Flow Compact	
		Wall Mounted											Cassette
		Flagship Range	Designer Range	Standard Range	ECO Range	Designer Range		Standard Range			ECO Range		
ASYG 09/12KXCA	ASYG 07/09/12/14 KGTA	ASYG 07/09/12/14 KMTA	ASYG 18/24KLCA	ASYG 09/12LTCA	ASYG 07/09/12/14 LUCA	ASYG 07/09/12/14 LMCE	ASYG 18/30LFCA, ASYG24LFCC	ASYG 30/36LMTA	ASYG 07/09/12 LLCE	AUYG 12/14/18 LVLB, AUYG24LVLA			
Controllers	Wired Remote Controller		● UTY-RNRYZ2+ UTY-TWRXZ2						● UTY-RNRYZ2+ UTY-TWRX				
			● UTY-RLRY+ UTY-TWRXZ2						● UTY-RLRY+ UTY-TWRX				
						● UTY-RVNYM+ UTY-TWBXF		● UTY-RVNYM+ UTY-XCBXZ2	● UTY-RVNYM	● UTY-RVNYM+ UTY-XWNX		● UTY-RVNYM	
				● UTY-RNNYM+ UTY-TWBXF		● UTY-RNNYM+ UTY-TWBXF		● UTY-RNNYM+ UTY-XCBXZ2	● UTY-RNNYM	● UTY-RNNYM+ UTY-XWNX		● UTY-RNNYM	
	Simple Remote Controller	 2-wire type	● UTY-RSRY, UTY-RHRY	● UTY-RSRY+ UTY-TWBXF		● UTY-RSRY+ UTY-TWBXF		● UTY-RSRY+ UTY-XCBXZ2	● UTY-RSRY	● UTY-RSRY+ UTY-XWNX, UTY-RSRY UTY-RHRY+ UTY-XWRX		● UTY-RSRY	
	Central Remote Controller												
IR Receiver Unit with Wireless Remote Controller	 For Duct For Cassette												
	 For Duct For Cassette												
Interface	MODBUS Convertor		● UTY-VMSX						● UTY-VMSX				
	MODBUS Interface						● FJ-RC-MBS-1				● FJ-RC-MBS-1		
	KNX Convertor		● UTY-VKSX						● UTY-VKSX				
	KNX Interface						● FJ-RC-KNX-1i ● FJ-RC-KNX-1i				● FJ-RC-KNX-1i		
	Wireless LAN Interface		● UTY-TFSXW1					● UTY-TFNXZ1				● UTY-TFNXZ1	
								● FJ-RC-WIFI-1				● FJ-RC-WIFI-1	
	External Switch Controller		● UTY-TERX					● UTY-TERX				● UTY-TERX	



Indoor unit											Outdoor unit	Other
Cassette		Duct						Floor	Floor/Ceiling	Ceiling	Single Phase	Branch Box (8 Rooms Multi)
Circular Flow	4-way Flow	Mini	Slim	Medium Static Pressure	Medium Static Pressure	High Static Pressure	Big				5-6 Rooms Multi	
AUXG 18/24/30/ 36/45/54 LRLB	AUYG 30/36/LRLE, AUYG 36/45/54 LRLA	ARYG 12/14/18 LSLAP	ARYG 12/14/18 LLTB	ARYG 12/14/18/24/ 30/36/45/54 LHTBP	ARYG 24/36/45 LMLA, ARYG 30/36/LMLE	ARYG 45/54/60 LHTA	ARYG 72/90/LHTA	AGYG 09/12/14 LVCA	ABYG18LVTB, ABYG24LVTB	ABYG 30/36 LRTE, ABYG 36/45/54 LRTA	AOYG36LBLA5 AOYG45LBLA6	UTP-PY03A UTP-PY02A
• UTY-RNRYZ2		• UTY-RNRYZ2		• UTY-RNRYZ2			• UTY-RNRYZ2					
• UTY-RLRY		• UTY-RLRY		• UTY-RLRY			• UTY-RLRY					
• UTY-RVNYM												
• UTY-RNNYM												
• UTY-RSRY, UTY-RHRY, UTY-RSNYM	• UTY-RSNYM	• UTY-RSRY, UTY-RHRY, UTY-RSNYM	• UTY-RSNYM	• UTY-RSRY, UTY-RHRY, UTY-RSNYM	• UTY-RSNYM		• UTY-RSRY, UTY-RHRY, UTY-RSNYM	• UTY-RSNYM		• UTY-RSNYM		
											• UTY-DMMYM	
	• UTY-LRHYZ2		• UTY-LRHYM		• UTY-LRHYM	• UTY-LRHYM (60 only)	• UTY-LRHYM					
• UTY-LBTYC		• UTY-LBTYM		• UTY-LBTYM			• UTY-LBTYM					
• UTY-VMSX		• UTY-VMSX		• UTY-VMSX			• UTY-VMSX					
• FJ-RC-MBS-1												
• UTY-VKSX		• UTY-VKSX		• UTY-VKSX			• UTY-VKSX					
• FJ-RC-KNX-1i												
• UTY-TFNXZ1	• UTY-TFSXZ1			• UTY-TFNXZ1			• UTY-TFSXZ1			• UTY-TFNXZ1		
• FJ-RC-WIFI-1												
• UTY-TERX												

PRODUCT LINEUP: CONTROL SYSTEM

CONTROL SYSTEM LIST for VRF

Type	Indoor unit									
	Cassette					Duct				
	Compact Grid type /Standard type	4-way (Slim)	4-way (Large)	Circular Flow (Slim)	Circular Flow (Large)	Mini (With drain pump)	Slim (With drain pump)	Medium Static Pressure	High Static Pressure	
AUXB 04GBLH, AUXB 07/09/12/14/18/24 GALH	AUXD 18/24GALH	AUXA 18/24/30/34/36/45/54 GALH	AUXM 018/024/030 GLAH	AUXK 018/024/030/034/036/045/054 GLAH	ARXX 04/07/09/12/14/18/24 GCLH	ARXD 04/07/09/12/14/18/24 GALH	ARXA 24/30/36/45 GBLH	ARXC 36GBTH, ARXC 45/60GATH		
Controllers	Wired Remote Controller								● UTY-RNRYZ2	
									● UTY-RLRY	
	Simple Remote Controller	 2-wire type 3-wire type							● UTY-RSRY, UTY-RHRY, UTY-RSKY, UTY-RHKY	
	Wireless Remote Controller								● UTY-LNHY	
	Group Remote Controller								● UTY-CCGY + UTY-VGGXZ1	
	Central Remote Controller								● UTY-DCGY	
	Touch Panel Controller								● UTY-DTGYZ1	
	System Controller, System Controller Lite								● UTY-APGXZ1, UTY-ALGXZ1	
Interface	BACnet Gateway								● UTY-ABGXZ1, UTY-VBGX	
	Network Convertor for LonWorks								● UTY-VLGX	
	MODBUS Convertor								● UTY-VMGX	
	MODBUS Interface		● FJ-RC-MBS-1					● FJ-RC-MBS-1		
	KNX Convertor								● UTY-VKGX	
	KNX Interface		● FJ-RC-KNX-1i					● FJ-RC-KNX-1i		
	Wireless LAN Interface					● UTY-TFSXZ1				
			● FJ-RC-WIFI-1						● FJ-RC-WIFI-1	
	External Switch Controller								● UTY-TERX	



Indoor unit										
Duct	Floor		Ceiling/ Floor	Ceiling	Wall Mounted					
	High Static Pressure	—			EEV external	—	EEV external	—	EEV external	—
ARXC 72/90GBTH, ARXC 96GATH	AGYA 004/007/ 009/012/014 GCAH	AGYE 004/007/ 009/012/014 GCAH	ABYA 12/14/18/24 GATH	ABYA 30/36/45/54 GATH	ASYA 004/007/009 GTAH	ASYE 004/007/009 GTAH	ASYA 012/014GCAH	ASYE 012/014GCAH	ASYA 18/24GBCH	ASYA 030/034GTAH
● UTY-RNRYZ2										
● UTY-RLRY										
● UTY-RSRY, UTY-RHRY, UTY-RSKY, UTY-RHKY										
● UTY-LNHY										
● UTY-CGGY + UTY-VGGXZ1										
● UTY-DCGY										
● UTY-DTGYZ1										
● UTY-APGXZ1, UTY-ALGXZ1										
● UTY-ABGXZ1, UTY-VBGX										
● UTY-VLGX										
● UTY-VMGX										
● FJ-RC-MBS-1			● FJ-RC-MBS-1						● FJ-RC-MBS-1	
● UTY-VKGX										
● FJ-RC-KNX-1i			● FJ-RC-KNX-1i						● FJ-RC-KNX-1i	
	● UTY-TFSXZ1				● UTY-TFSXZ1				● UTY-TFSXZ1	
● FJ-RC-WIFI-1			● FJ-RC-WIFI-1						● FJ-RC-WIFI-1	
● UTY-TERX										

SPLIT

MULTI SPLIT

VRF

VENTILATION

CONTROL SYSTEM

AIR TO WATER

OPTIONAL PARTS OVERVIEW

for SPLIT & MULTI SPLIT, VRF

Various optional parts are provided to install the selected indoor unit properly according to the environment.

Optional Parts For Cassette




Human Sensor Kit

The room temperature can be controlled by detecting the temperature accurately from the built-in sensor



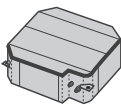
Cassette Grille

Cassette grille lineup matching the various interior is available. In addition, grid ceiling type cassette grille is also added to the lineup.



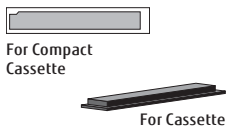
Fresh Air Intake Kit

Fresh air can be taken in by a fan which can be connected using external control unit.




Insulation for High Humidity

For Compact Cassette type/ Cassette type
Insulation for High Humidity is used when the installation location is in the high humidity environment.



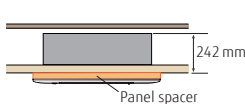
Air Outlet Shutter Plate

According to the installation site, the number of outlet directions can be changed to 3 directions by Air Outlet Shutter Plate.



Wide Panel

When the cassette type is installed at the narrow space above ceiling, the space can be filled in by Wide Panel.

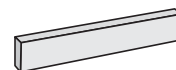


Panel Spacer

When the space above the ceiling is low and the main body is projected out of the ceiling surface, Panel Spacer can be used as decoration



Optional Parts For Floor



Half Concealed Kit

This kit is used to half conceal floor type indoor unit into the wall.



Optional Parts For Duct & Ceiling




Auto Louver Grille Kit

Simple flat Auto louver will provide comfort airflow and harmonize with luxury Interior



Remote Sensor Unit

New amenity space can be offered by installing the Remote sensor.



Long Life Filter

Grit and dust can be caught sufficiently. In consideration of running cost, long-life design is achieved.



Flange

Flange is used for Medium Static Pressure Duct type and Ceiling type to connect between pipes.



Drain Pump Unit

This device can drain the collected water during operation.



Connection Parts



For Wall Mounted type

Communication Kit

For wall mounted type, this kit is required when External Connect kit & Set or wired remote controller is connected to indoor unit.




For Wall Mounted type

External Input and Output PCB

For Wall mounted, Duct, or Cassette type, these parts are required when external input and output function is used.



For Duct and Cassette type



External Connect Kit & Set

These wires can connect between the product PCB and external device.



Connection Units

Connection units are provided to separate the pipes at the connection of multiple indoor units in Multi type or VRF system.



External Input and Output PCB Box & Bracket

These are the box and bracket for installing the External input and output PCB

Auto Louver Grille Kit

UTD-GXTA-W / UTD-GXTB-W / UTD-GXTC-W

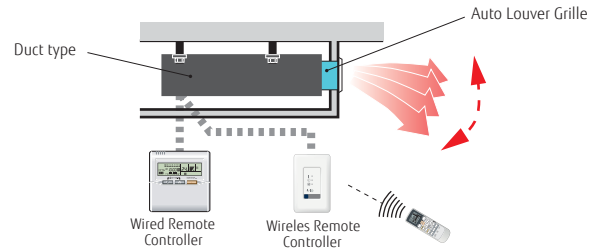


Simple flat Auto Louver will provide comfort airflow and harmonize with luxury interior.

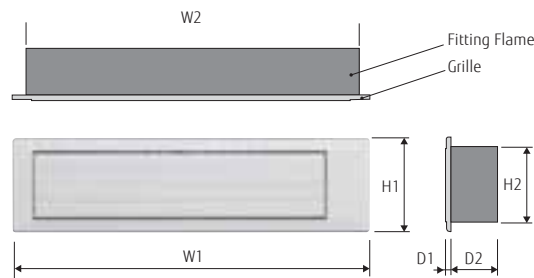


Flexible Control

- **Operation with indoor unit**
Auto Louver can be operated by synchronizing remote controller of indoor unit.
- **UP and Down auto swing**
 - Auto airflow direction and auto swing
 - 4 steps selectable
- **Auto-closing louver**
When operation of indoor unit is stopped, the louver will automatically close.



Dimensions



Model Name	W1	W2	Unit:mm			
			H1	H2	D1	D2
UTD-GXTA-W	683	645	180	148	9	84
UTD-GXTB-W	883	845				
UTD-GXTC-W	1,083	1,045				

Specifications

Model name			UTD-GXTA-W	UTD-GXTB-W	UTD-GXTC-W
Applicable Indoor Unit			ARYG07/09LLTA ARYG12/14LLTB ARXD04/07/09/12/14GALH (For VRF) ARXK07/09/12/14GCLH (For VRF)	ARYG18LLTB ARXD18GALH (For VRF) ARXK18GCLH (For VRF)	ARXD24GALH (For VRF) ARXK24GCLH (For VRF)
Power Supply			Connecting with Control box of indoor unit		
Fixing of Auto Louver Grille			Screw fixing to Flange or Square Duct		
Extension Square Duct Limit			1.0m (Max. duct length between indoor unit and Grille)		
Net Dimension (H × W × D)		mm	180×683×(84+9)	180×883×(84+9)	180×1083×(84+9)
Weight	Net	kg (lbs)	2.0 (4.4)	2.5 (5.6)	3.0 (6.7)
	Gross		3.0 (6.7)	3.5 (7.8)	4.0 (8.9)
Color			White		
Louver Motor			Stepping Motor		
Accessories			Fitting Flame, etc.		
Operation range	Cooling	°C	18 to 32		
		% RH	80% or less		
	Heating	°C	16 to 30		



OPTIONAL PARTS LIST

For SPLIT & MULTI SPLIT

For VRF

FUNCTION LIST

SEPARATION TUBE etc.

OPTIONAL PARTS LIST for SPLIT/MULTI SPLIT



		Indoor unit										Floor	Ceiling
		Cassette			Duct								
		4-way Flow Compact	Circular Flow	4-way Flow	Mini	Slim	Medium Static Pressure	Medium Static Pressure	High Static Pressure	Big			
		AUYG 12/14/18 LVLB, AUYG 24LVLA	AUXG 18/24/30/ 36/45/54 LRLB	AUYG 30/36LRLE, AUYG 36/45/54 LRLA	ARYG 12/14/18 LSLAP	ARYG 12/14/18 LTLB	ARYG 12/14/18/24/ 30/36/45/54 LHTBP	ARYG 24/36/45 LMLA, ARYG 30/36LMLE	ARYG 45/54/60 LHTA	ARYG 72/90LHTA	AGYG 09/12/14 LVCA	ABYG 30/36LRTE, ABYG 36/45/54 LRTA	
Human Sensor Kit			● UTY-SHZXC										
Remote Sensor Unit	 New amenity space can be offered by installing the Remote sensor.						● UTY-XSZX						
Cassette Grille	 UTG-UFYD-W UTG-UGYA-W UTG-UKYA-W UTG-UKYC-W UTG-UKYA-B	● UTG-UFYD-W	● UTG-UKYA-W UTG-UKYC-W UTG-UKYA-B	● UTG-UGYA-W									
Auto Louver Grille Kit					● UTD-GXTA-W (12/14) UTD-GXTB-W (18)								
Long Life Filter						● UTD-LFNA UTD-LFNB UTD-LFNC	● UTD-LF25NA	● UTD-LF60KA (45/54)	● UTD-LFKA				
Flange							● UTD-SF045T UTD-RF204					● UTD-RF204	
Drain Pump Unit							● UTZ-PX1NBA		● UTZ-PX1NAB			● UTR-DPB24T	
Wide Panel	 Indoor unit Panel 600 kg200 (mm)		● UTG-AKXA-W										
Panel Spacer	 242 mm Panel spacer		● UTG-BKXA-W										
Fresh Air Intake Kit	 For Compact Cassette For Cassette	● UTZ-VXAA	● UTZ-VXRA										
Air Outlet Shutter Plate	 For Compact Cassette For Cassette	● UTR-YDZB	● UTR-YDZK										
Insulation for High Humidity	 For Compact Cassette type/ Cassette type	● UTZ-KXGC	● UTZ-KXRA										
Half Concealed Kit	 This kit is used to half conceal floor type indoor unit into the wall.										● UTR-STA		

• There are no optional parts for Floor/Ceiling type and Wall Mounted type.

OPTIONAL PARTS LIST for VRF



		Indoor unit											Ceiling
		Cassette					Duct				Floor		
		Compact Grid type / Standard type	4-way (Slim)	4-way (Large)	Circular Flow (Slim)	Circular Flow (Large)	Mini (With drain pump)	Slim (With drain pump)	Medium Static Pressure	High Static Pressure	—	EEV external	
AUXB 04GBLH, AUXB 07/09/12/14/18/24 GALH	AUXD 18/24GALH	AUXA 18/24/30/34/36/45/54 GALH	AUXM 018/024/030 GLAH	AUXK 018/024/030/034/036/045/054GLAH	ARXK 04/07/09/12/14/18/24 GCLH	ARXD 04/07/09/12/14/18/24 GALH	ARXA 24/30/36/45 GBLH	ARXC 36GBTH, ARXC 45/60GATH	ARXC 72/90GBTH, ARXC 96GATH	AGVA 004/007/009/012/014 GCAH	AGYE 004/007/009/012/014 GCAH	ABYA 30/36/45/54 GATH	
IR Receiver Unit			• UTY-LRHYB1		• UTY-LBHxD			• UTB-YWC					
Human Sensor Kit					• UTY-SHZXC								
Remote Sensor Unit	 New amenity space can be offered by installing the Remote sensor.							• UTY-XSZX					
Cassette Grille	 UTG-UFYE-W UTG-UFYC-W UTG-UKYC-W UTG-UKYA-B	• UTG-UFYE-W UTG-UFYC-W			• UTG-UKYC-W UTG-UKYA-B								
Auto Louver Grille Kit							• UTD-GXTA-W, UTD-GXTB-W (18), UTD-GXTC-W (24)						
Long Life Filter								• UTD-LF25NA	• UTD-LF60KA				
Flange								• UTD-SF045T UTD-RF204				• UTD-RF204	
Drain Pump Unit								• UTZ-PX1NBA				• UTR-DPB24T	
Wide Panel	 Indoor unit size Panel 600 (mm) 600				• UTG-AKXA-W								
Panel Spacer	 242mm Panel spacer				• UTG-BKXA-W								
Fresh Air Intake Kit*1	 For Compact Cassette For Cassette	• UTZ-VXAA			• UTZ-VXRA								
Air Outlet Shutter Plate	 For Compact Cassette For Cassette	• UTR-YDZB			• UTR-YDZK								
Insulation for High Humidity	 For Compact Cassette type/ Cassette type	• UTZ-KXGC			• UTZ-KXRA								
Half Concealed Kit	 This kit is used to half conceal floor type indoor unit into the wall.										• UTR-STA		

* There are no optional parts for Floor/Ceiling type and Wall Mounted type.

PRODUCT LINEUP: OPTIONAL PARTS





FUNCTION LIST for SPLIT/MULTI SPLIT

External Input and Output Function/External Connect Kit/Communication Kit

	Indoor unit												
	Wall Mounted										Cassette		
	Flagship Range	Designer Range	Standard Range	ECO Range	Designer Range		Standard Range			ECO Range	4-way Flow Compact	Circular Flow	4-way Flow
ASYG 09/12KXCA	ASYG 07/09/12/14 KGTA	ASYG 07/09/12/14 KMTA	ASYG 18/24KLCA	ASYG 09/12LTCA	ASYG 07/09/12/14 LUCA	ASYG 07/09/12/14 LMCE	ASYG 18/30LFCA, ASYG24LFCC	ASYG 30/36LMTA	ASYG 07/09/12 LLCE	AUYG 12/14/18 LVLB, AUYG24LVLA	AUXG 18/24/30/36/45/54 LRLB	AUYG 30/36/LRLE, AUYG 36/45/54 LRLA	
Indoor	Operation/Stop	● UTY-XCSXZ1+ UTY-XWZX	● UTY-TWBXF1+ UTY-XWZXZ5		● UTY-XWZXZ5 + UTY-TWBXF1		● UTY-XWZXZ5+ UTY-XCBXZ2	● UTY-XWZX	●○ UTY-XWZX or ○ UTY-XWZX + UTY-XCSXZ1 + UTZ-GXXB		● UTY-XWZX	● PCB Terminal or ●○ UTY-XCSX + UTZ-GXRA	● UTY-XWZX
	Batch Stop												
	Forced Stop	● UTY-XCSXZ1+ UTY-XWZX			● UTY-XWZXZ5 + UTY-TWBXF1		● UTY-XWZXZ5+ UTY-XCBXZ2	● UTY-XWZX	●○ UTY-XWZX or ○ UTY-XWZX + UTY-XCSXZ1 + UTZ-GXXB		● UTY-XWZX	● PCB Terminal	● UTY-XWZX
	Emergency Stop												
	Forced Thermostat off								●○ UTY-XWZX + UTY-XCSXZ1 + UTZ-GXXB			●○ UTY-XCSX + UTZ-GXRA	
	Low Noise Mode Operation												
	Cooling / Heating Priority												
	Outdoor Unit Operation Peak Control												
Outdoor	Operation Status	● UTY-XCSXZ1+ UTY-XWZX	● UTY-TWBXF1+ UTY-XWZXZ5		○ UTY-XWZXZ5 + UTY-TWBXF1		○ UTY-XWZXZ5+ UTY-XCBXZ2	○ UTY-XWZX	●○ UTY-XWZX ● UTY-XWZX + UTY-XCSXZ1 + UTZ-GXXB		○ UTY-XWZX	● UTY-XWZXZG or ○ UTY-XCSX + UTZ-GXRA	○ UTY-XWZX
	Error Status	● UTY-XCSXZ1+ UTY-XWZX	● UTY-TWBXF1+ UTY-XWZXZ5		○ UTY-XWZXZ5 + UTY-TWBXF1		○ UTY-XWZXZ5+ UTY-XCBXZ2		●○ UTY-XWZX ● UTY-XWZX + UTY-XCSXZ1 + UTZ-GXXB			● UTY-XWZXZG or ○ UTY-XCSX + UTZ-GXRA	
	Compressor status	● UTY-XCSXZ1+ UTY-XWZX											
	Indoor Unit Fun Operation Status								●○ UTY-XWZX ● UTY-XWZX + UTY-XCSXZ1 + UTZ-GXXB		● UTZ-VXAA*1	● UTY-XWZXZG or ○ UTY-XCSX + UTZ-GXRA	● UTZ-VXGA*1
	Set point attainment status								● UTY-XWZX*2				
	Auxiliary Heater Output											● UTY-XWZXZG or ○ UTY-XCSX + UTZ-GXRA	
	Base Heater												

*1: This wire is included in Fresh air intake kit (UTZ-VXAA or UTZ-VXRA) *2: This function is for installing at server room.

For SPLIT/MULTI SPLIT/SIMULTANEOUS MULTI

<p>Communication Kit</p>  <p>UTY-TWBXF1/ UTY-XCBXZ2 UTY-TWRX UTY-TWNX</p>	<p>External input and output PCB</p>  <p>UTY-XCSXZ1 UTY-XCSX for for Duct Wall Mounted type and Cassette type</p>	<p>External input and output PCB Box</p>  <p>UTZ-GXXB UTZ-GXRA</p>	<p>External input and output PCB Bracket</p>  <p>UTZ-GXNA</p>
---	---	--	---



Indoor unit						Outdoor unit							
Duct						Floor	Floor/Ceiling	Ceiling	Single Split				
Mini	Slim	Medium Static Pressure		High Static Pressure	Big				8 Rooms Multi		Simultaneous Multi		
ARYG 12/14/18 LSLAP	ARYG 12/14/18 LLTB	ARYG 12/14/18/24/30/36/45/54 LHTBP	ARYG 24/36/45 LMLA, ARY36LMLE	ARYG 45/54/60 LHTA	ARYG 72/90LHTA	AGYG 09/12/14 LVCA	ABYG18LVTB, ABYG24LVTA	ABYG 30/36LRTE, ABYG 36/45/54 LRTA	AOYG 36/45/54/60 LATT	AOYG 45/54LBTA, AOYG 72/90LHTA	AOYG45LBT8	AOYG 36/45LBTB	AOYG 36/45/54 LATT
● PCB Terminal	● UTD-ECS5A	● PCB Terminal or ○ UTY-XCSX + UTZ-GXNA	● UTD-ECS5A	● UTD-ECS5A	● PCB Terminal or ○ UTY-XCSX	● UTY-XWZX	● UTY-XWZX	● UTY-XWZX					
											● UTY-XWZXZ3		
● PCB Terminal	● UTD-ECS5A	● PCB Terminal	● UTD-ECS5A	● UTD-ECS5A	● PCB Terminal	● UTY-XWZX	● UTY-XWZX	● UTY-XWZX					
											● UTY-XWZXZ3		
		● UTY-XCSX		● UTD-ECS5A	● UTY-XCSX								
									● UTY-XWZXZ2	● UTY-XWZXZ3	● UTY-XWZXZ3	● UTY-XWZXZ3	○ UTY-XWZXZ2
											● UTY-XWZXZ3		
									● UTY-XWZXZ2	● UTY-XWZXZ3	● UTY-XWZXZ3	● UTY-XWZXZ3	○ UTY-XWZXZ2
● UTY-XWZXZG	○ UTD-ECS5A	● UTY-XWZXZG or ○ UTY-XCSX + UTZ-GXNA	○ UTD-ECS5A	○ UTD-ECS5A	● UTY-XWZXZG or UTY-XCSX	○ UTY-XWZX	○ UTY-XWZX	○ UTY-XWZX					
		● UTY-XWZXZG or ○ UTY-XCSX + UTZ-GXNA							● UTY-XWZXZ2	● UTY-XWZXZ3	○ UTY-XWZXZ3	○ UTY-XWZXZ3	○ UTY-XWZXZ2
									● UTY-XWZXZ2	● UTY-XWZXZ3	○ UTY-XWZXZ3	○ UTY-XWZXZ3	○ UTY-XWZXZ2
● UTY-XWZXZG	● UTD-ECS5A	● UTY-XWZXZG or ○ UTY-XCSX + UTZ-GXNA	● UTD-ECS5A	● UTD-ECS5A	● UTY-XWZXZG or UTY-XCSX			● UTD-ECS5A					
● UTY-XWZXZG	● UTD-ECS5A	● UTY-XWZXZG or ○ UTY-XCSX + UTZ-GXNA	● UTD-ECS5A	● UTD-ECS5A	● UTY-XWZXZG or UTY-XCSX								
											● UTY-XWZXZ4		

●: Dry Contact ○: Apply Voltage

Communication system

External Connect Kit

For Indoor Unit



UTY-XWZX



UTY-XWZXZ5



UTY-XWZXZG

For Outdoor Unit



UTY-XWZXZ2



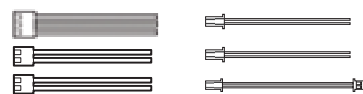
UTY-XWZXZ3



UTY-XWZXZ4

External Control Set

For Indoor unit



UTD-ECS5A

PRODUCT LINEUP: OPTIONAL PARTS

FUNCTION LIST for VRF

External Input and Output Function/External Connect Kit

	Indoor unit										
	Cassette			Duct				Floor		Floor / Ceiling	
	Compact Grid type / Standard type	4-way	Circular Flow	Mini (With drain pump)	Slim (With drain pump)	Medium Static Pressure	High Static Pressure	—	EEV external		
	AUXB 04GBLH, AUXB 07/09/12/ 14/18/24 GALH	AUXD 18/24GALH, AUXA 18/24/30/ 34/36/45/54 GALH	AUXM 018/024/030 GLAH, AUXK 018/024/030/ 034/036/045/ 054GLAH	ARXK 04/07/09/ 12/14/18/24 GCLH	ARXD 04/07/09/ 12/14/18/24 GALH	ARXA 24/30/36/45 GBLH	ARXC 36GBTH, ARXC 45/60GATH, ARXC 72/90GBTH, ARXC 96GATH	AGYA 004/007/ 009/012/014 GCAH	AGYE 004/007/ 009/012/014 GCAH	ABYA 12/14/18/24 GATH	ABYA 30/36/45/54 GATH
Input	Operation / Stop										
	● UTY-XWZXZD ○ UTY-XWZXZB										
	All On / All Off										
	Batch Stop										
	Forced Stop										
	● UTY-XWZXZD ○ UTY-XWZXZB										
	Emergency Stop										
	● UTY-XWZXZD ○ UTY-XWZXZB										
	Forced Thermostat off										
● UTY-XWZXZE ○ UTY-XWZXZ7											
Low Noise Mode Operation											
Cooling/ Heating Priority											
Outdoor Unit Operation Peak Control											
Power Usage Information from Electricity Meter											
Indoor	Operation Status										
	● UTY-XWZXZC										
	Error Status										
	● UTY-XWZXZC										
	Indoor Unit Fun Operation Status										
● UTY-XWZXZC											
Auxiliary Heater Output											
● UTY-XWZXZC											
Base Heater											

*2: Touch Panel Controller has these functions for Dry contact and Apply voltage, however, above External Connect Kit is not necessary because Touch Panel Controller has an external input terminal block.

Communication system

External Connect Kit

For Indoor unit



For Outdoor unit





Indoor unit				Outdoor unit						Controller		Other
Wall Mounted				J-IIIIL	J-III	J-IIIS	V-III	V-III Tropical	VR-II	Central Remote Controller	Touch Panel Controller	RB Unit
—	EEV external	—	—									
ASVA 004/007/009 GTAH, ASVA 012/014GCAH	ASVE 004/007/009 GTAH, ASVE 012/014GCAH	ASVA 18/24GBCH	ASVA 030/034GTAH	AJG 072/090/108/ 126/144 LELAH	AJY 040/045/054 LBLAH, AJY 040/045/054 LELAH	AJY 040/045/054 LCLAH	AJY 072/090/108/ 126/144/162 LNLBH	AJY 072/090/108/ 126/144/162 LALBH	AJYA 072/090/ 108/126/144 GALH	UTY-DCGY	UTY-DTGYZ1	UTP-RX01AH UTP-RX01BH UTP-RX01CH UTP-RX04BH
● UTY-XWZXZD ○ UTY-XWZXZB												
										●UTY-XWZXZ7 ○UTY-XWZXZ8	●*2 ○*2	
				● UTY-XWZXZ6								
● UTY-XWZXZD ○ UTY-XWZXZB												
● UTY-XWZXZD ○ UTY-XWZXZB				● UTY-XWZXZ6						●UTY-XWZXZ7 ○UTY-XWZXZ8	●*2 ○*2	
● UTY-XWZXZE ○ UTY-XWZXZ7												
				● UTY-XWZXZ6								
				● UTY-XWZXZ6								●UTY-XWZXZ6 ○UTY-XWZXZB
				● UTY-XWZXZ6								
				● UTY-XWZXZF							●*2 ○*2	
● UTY-XWZXZC				○ UTY-XWZXZ6						○ UTY-XWZXZA		
● UTY-XWZXZC				○ UTY-XWZXZ6						○ UTY-XWZXZA		
● UTY-XWZXZC												
				● UTY-XWZXZ9			● UTY-XWZXZ9					

●: Dry Contact ○: Apply Voltage

For RB unit

UTY-XWZXZ6

UTY-XWZXZB

For Central Remote Controller

UTY-XWZXZ7

UTY-XWZXZ8

UTY-XWZXZA

For Touch Panel Controller






UTY-XWZXZA

PRODUCT LINEUP: OPTIONAL PARTS

SEPARATION TUBE etc.





















For SPLIT/MULTI SPLIT/SIMULTANEOUS MULTI











Separation Tube			Branch Box
<p>UTP-SX236A / UTP-SX254A For 3-phase Simultaneous Multi</p> <p>UTP-SX272A For Simultaneous Multi Twin / Triple / Double Twin</p> 	<p>UTP-SX354A For 3-phase Simultaneous Multi</p> <p>UTP-SX372A For Simultaneous Multi Twin / Triple / Double Twin</p> 	<p>UTP-SX248A For 8 Rooms Multi</p> <p>Liquid pipe</p>  <p>Gas pipe</p> 	<p>UTP-PY03A UTP-PY02A For 8 Rooms Multi</p>  <p>3 zones type 2 zones type</p>







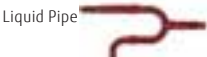
For VRF

Separation Tube			
<p>UTP-AX054A</p> <p>Gas Pipe</p>  <p>Liquid Pipe</p> 	<p>UTP-AX090A</p> <p>Gas Pipe</p>  <p>Liquid Pipe</p> 	<p>UTP-AX180A</p> <p>Gas Pipe</p>  <p>Liquid Pipe</p> 	<p>UTP-AX567A</p> <p>Gas Pipe</p>  <p>Liquid Pipe</p> 
<p>UTP-BX090A</p> <p>Suction Gas Pipe</p>  <p>Discharge Gas Pipe</p>  <p>Liquid Pipe</p> 	<p>UTP-BX180A</p> <p>Suction Gas Pipe</p>  <p>Discharge Gas Pipe</p>  <p>Liquid Pipe</p> 	<p>UTP-BX567A</p> <p>Suction Gas Pipe</p>  <p>Discharge Gas Pipe</p>  <p>Liquid Pipe</p> 	<p>UTP-LX180A For DX-Kit</p> 

Header




<p>UTR-H0906L / UTR-H1806L</p> <p>Gas Pipe</p>  <p>Liquid Pipe</p> 	<p>UTR-H0908L / UTR-H1808L</p> <p>Gas Pipe</p>  <p>Liquid Pipe</p> 	<p>UTR-J0906A / UTR-J1806A</p> <p>Suction Gas Pipe</p>  <p>Discharge Gas Pipe</p>  <p>Liquid Pipe</p> 	<p>UTP-J0908A / UTP-J1808A</p> <p>Suction Gas Pipe</p>  <p>Discharge Gas Pipe</p>  <p>Liquid Pipe</p> 
---	---	--	---

Outdoor Unit Branch Kit

<p>UTP-CX567A</p> <p>Gas Pipe</p>  <p>Liquid Pipe</p> 	<p>UTP-DX567A</p> <p>Suction Gas Pipe</p>  <p>Discharge Gas Pipe</p>  <p>Liquid Pipe</p> 
--	--



For VRF

EV Kit	RB Unit		
Model code ≦ 09 : UTR-EV09XB Model code ≧ 12 : UTR-EV14XB For Compact Wall Mounted type	UTP-RX01AH / UTP-RX01BH / UTP-RX01CH Single type	UTP-RX04BH Multi type	
			

Specifications

Separation Tube

Model name	UTP-AX054A	UTP-AX090A	UTP-AX180A	UTP-AX567A
Total cooling capacity of indoor unit (kW)	19.6 or less	28.0 or less	28.1 to 56.0	56.1 or more
Model name	UTP-BX090A		UTP-BX180A	UTP-BX567A
Total cooling capacity of indoor unit (kW)	28.0 or less		28.1 to 56.0	56.1 or more

Header

Model name	3-6 Branches	UTR-H0906L	UTR-H1806L
	3-8 Branches	UTR-H0908L	UTR-H1808L
Total cooling capacity of indoor unit (kW)		28.0 or less	28.1 to 56.0
Model name	3-6 Branches	UTP-J0906A	UTP-J1806A
	3-8 Branches	UTP-J0908A	UTP-J1808A
Total cooling capacity of indoor unit (kW)		28.0 or less	28.1 to 56.0

Outdoor unit Branch kit

Model name	UTP-CX567A (for V-II/V-III/V-III Tropical)	UTP-DX567A (for VR-II)
Number of outdoor unit	2 outdoor units	1
	3 outdoor units	2


EV Kit

Model name	UTR-EV09XB		UTR-EV14XB	
Application model	ASYE004GTAH ASYE007GTAH ASYE009GTAH	AGYE004GCAH AGYE007GCAH AGYE009GCAH	ASYE12GACH ASYE14GACH	AGYE012GCAH AGYE014GCAH

RB Unit

Type	Single type			Multi type
Model name	UTP-RX01AH	UTP-RX01BH	UTP-RX01CH	UTP-RX04BH
Power source	V/Ø/Hz			
	230/ 1 / 50			
Input power	W	17	24	31
Number of branches	1	1	1	4
Maximum capacity of connectable indoor units (Q)	kW	Q ≦ 8.0	Q ≦ 18.0	Q ≦ 28.0
Maximum capacity of connectable indoor units per branch (Q)	kW	Q ≦ 8.0	Q ≦ 18.0	Q ≦ 56.1*1
Maximum number of connectable indoor units per branch		3	8	8
Dimensions (H×W×D)	mm	198×298×268		260×658×428

*1: In case of two RB units connected in series (total 8-branches), maximum capacity of connectable indoor units is up to 56.0 kW.



PRODUCT LINEUP

AIR TO WATER

For RESIDENTIAL

Room Heating & Cooling



Domestic Hot Water



Swimming Pool

Complete Solution meets various needs

The clean energy produced by WATERSTAGE™ reliably delivers “comfort” to all spaces in the home up to the living room, bedrooms, bath, and swimming pool.

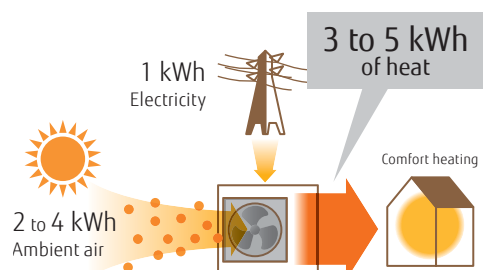
WATERSTAGE™



- 240 SOLUTIONS
- 242 CORE TECHNOLOGY
- 243 WATERSTAGE™ Lineup
- 244 Split Type
- Split DHW Integrated Type
- 246 Monobloc Type
- 247 Case Studies
- 248 Optional Parts
- 250 Installation Limitations
- Specifications & Dimensions

What's a Heat Pump ?

Absorbing free energy from the atmosphere. Heat pump system requires only 1 kW of electricity to generate 3 to 5 kWh thermal energy.







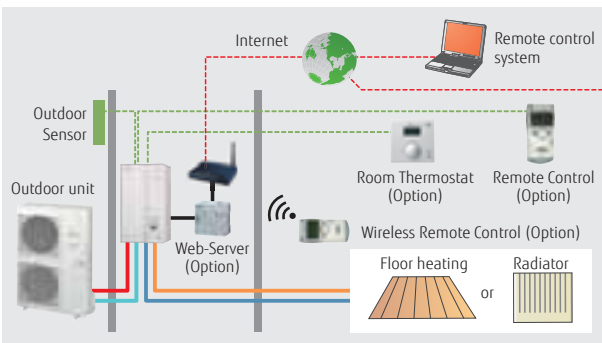
HOME HEATING

Wide range lineup suited for regional characteristics, family structure, and application. We provide various products to meet your needs from High Power via heating-centered series to reasonably-priced compact series



High leaving water temperature

High leaving water temperature 60°C kept down to -20°C outdoor temperature without using backup heater.



300 Liter

+ DHW Tank

DHW tank (option) can be used to supply hot water by connecting it to the system.

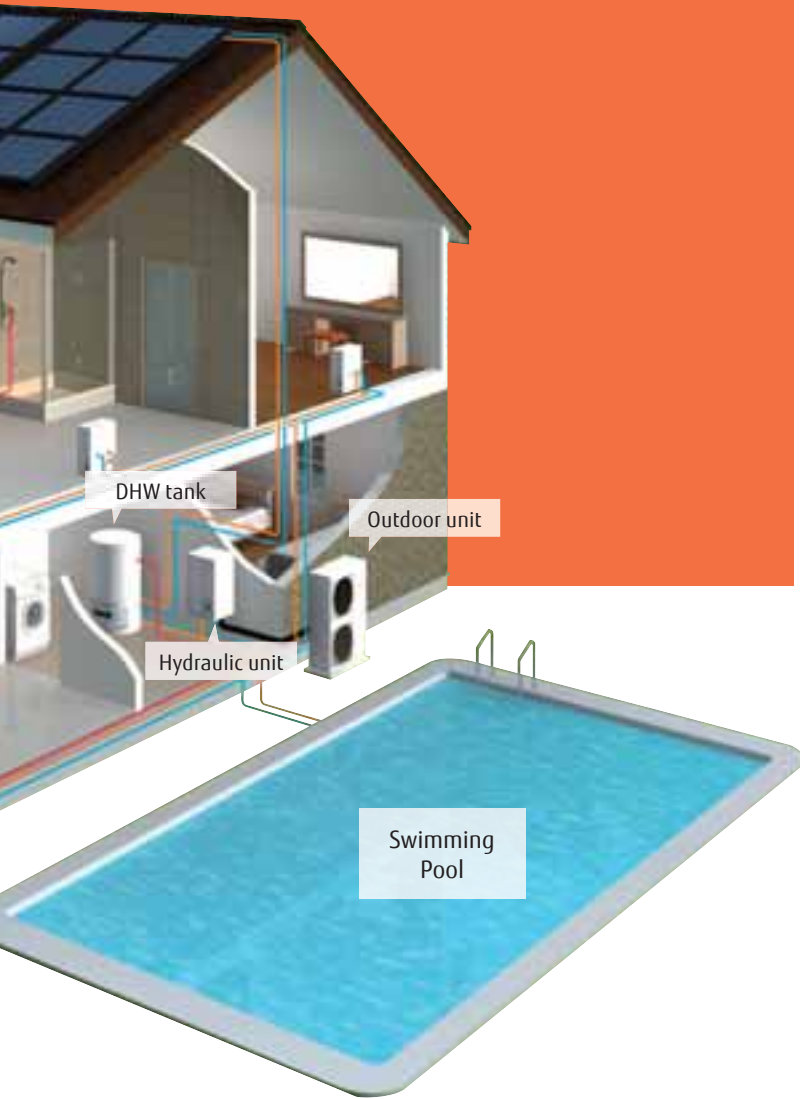
+ Boiler

By combining existing boiler, powerful heating can be performed even at low outdoor temperature.

Smart control

User's needs are supported by offering a variety of controls, such as individual control and remote control options.

Solar Connection



Stylish space saving solution with built-in DHW tank



Space is saved drastically due to built-in DHW tank.

Existing boiler can be replaced easily. A larger heating capacity can be performed flexibly by using more units in cascade connection.



For Room heating & domestic hot water

Split type Super High Power series

Outdoor unit and hydraulic indoor unit can be installed freely, so installation is easy. Since hydraulic indoor unit is installed inside a house, freezing of circulated water can be prevented. A larger heating capacity can be performed flexibly by using more units in cascade connection.



244 Page

Appearance-oriented compact outdoor unit

Split type Comfort series

For Comfort series, optimized flow temperature control is realized by DC inverter technology.

244 Page



Monobloc type

Outdoor unit and hydraulic indoor unit can be installed anywhere due to compact size. Installation work can be performed easily only by connecting hydraulic pipes. DHW tank can be connected to indoor side.



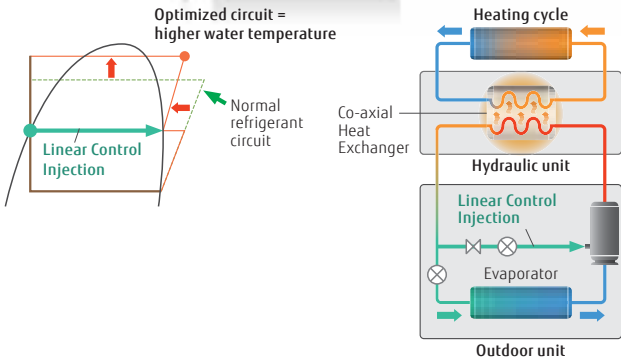
246 Page

CORE TECHNOLOGY

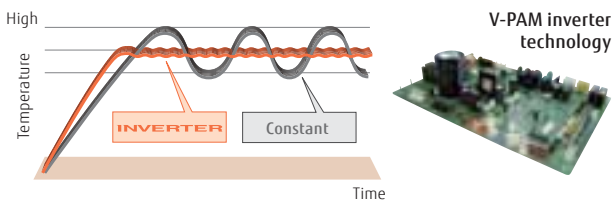
High Efficiency

For Outdoor Unit Twin Rotary Compressor with Linear Control Injection Port

It realizes the high condensing temperature without overheating discharge gas temperature by Linear Control Injection process during compression. Therefore, the condensing temperature rises up higher than normal circuit. A higher hot water temperature is realized by controlling the injection amount according to the usage state.



Accurate temperature control by DC inverter technology



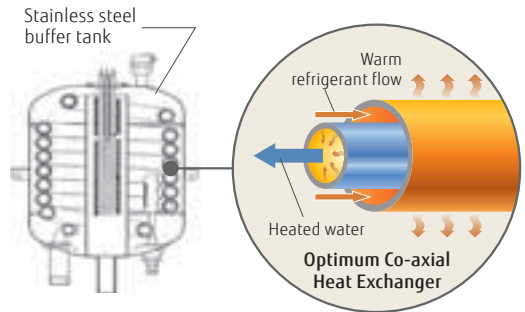
For Hydraulic Indoor Unit Class A pump

Energy saving pump with constant volume or pressure adjustment function.



Stainless steel buffer tank

Heat exchange amount is 25% higher than previous model. Energy saving performance is improved.


























Easy Control



Hydraulic Indoor Unit Controller 4 Heating mode

- 1. Automatic mode**
Comfort/Reduce mode switching automatically according to time program
- 2. Reduce mode**
Constant reduce temperature
- 3. Comfort mode**
Constant comfort temperature
- 4. Protection mode**
Stand-by mode with anti-frost protection

WATERSTAGE™ Lineup

Capacity (kW)	5	6	8	10	11	14	15	16	17
Split	NEW Super High Power series 3 phase Page 244 Hydraulic Indoor Unit/Outdoor Unit						 WSYK170xxx* / WOYK150LJL		 WSYK170xxx* / WOYK170LJL
	High Power series Single phase Page 244 Hydraulic Indoor Unit/Outdoor Unit					 WSYG140DG6 / WOYG112LHT	 WSYG140DG6 / WOYG140LCTA		
	High Power series 3 phase Page 244 Hydraulic Indoor Unit/Outdoor Unit					 WSYK160DG9 / WOYK112LCTA	 WSYK160DG9 / WOYK140LCTA	 WSYK160DG9 / WOYK160LCTA	
	Comfort series Page 244 Hydraulic Indoor Unit/Outdoor Unit	 WSYA050DG6 / WOYA060LFCA	 WSYA100DG6 / WOYA060LFCA	 WSYA100DG6 / WOYA080LFCA	 WSYA100DG6 / WOYA100LFTA				
Split DHW Integrated	High Power series Single phase Page 244 Hydraulic Indoor Unit/Outdoor Unit					 WGYG140DG6 / WOYG112LHT	 WGYG140DG6 / WOYG140LCTA		
	High Power series 3 phase Page 244 Hydraulic Indoor Unit/Outdoor Unit					 WGYK160DG9 / WOYK112LCTA	 WGYK160DG9 / WOYK140LCTA	 WGYK160DG9 / WOYK160LCTA	
	Comfort series Page 244 Hydraulic Indoor Unit/Outdoor Unit	 WGYA050DG6 / WOYA060LFCA	 WGYA100DG6 / WOYA060LFCA	 WGYA100DG6 / WOYA080LFCA	 WGYA100DG6 / WOYA100LFTA				
Monobloc	Compact series with hydraulic unit Page 246 Hydraulic Indoor Unit/Outdoor Unit	 WSYA050DG6 / WPYA050LG		 WSYA050DG6 / WPYA080LG	 WSYA050DG6 / WPYA100LG				

*: Tentative model name

EHPA Quality Label



Fujitsu General's WATERSTAGE* have obtained the EHPA Quality Label** by tests according to the international Standards EN14511 and EN17025. The EHPA Quality Label** is a label that shows the end-consumer a quality heat pump unit on the market.

*: High Power split model

** : Check the validity of label at www.ehpa.org/QL

SG-Ready Label



SG-Ready is a defined standard by BWP***, which makes it possible that the device can be integrated into a smart grid. Heat pumps, which are equipped with the SG-Ready Label, can receive signals from the power grid (and e.g. also from PV systems) about the available (unused renewable) energy (from wind, sun & water). Fujitsu General provides the SG-Ready compatibility to all new Heat Pumps series.

***BWP: the Federal German Heat Pump Association

Split Type

Super high power series
High power series
Comfort series



Super high power series

Hydraulic indoor unit:
[3phase] WSYK170xxx*
Outdoor unit:
[3phase] WOYK150LJL/WOYK170LJL

*: Tentative model name



Hydraulic indoor unit
3 Phase
Outdoor unit
3 Phase
15/17 kW

High power series

Hydraulic indoor unit:
WSYG140DG6/[3phase] WSYK160DG9
Outdoor unit:
WOYG112LHT/WOYG140LCTA
[3phase] WOYK112LCTA/WOYK140LCTA/
WOYK160LCTA



Hydraulic indoor unit
Single Phase/
3 Phase
Outdoor unit
Single Phase
11/14 kW
3 Phase
11/14/16 kW

Comfort series

Hydraulic indoor unit:
WSYA050DG6/WSYA100DG6
Outdoor unit:
WOYA060LFCA/WOYA080LFCA/
WOYA100LFTA



Hydraulic indoor unit
Outdoor unit
5/6/8 kW
10 kW

Split DHW Integrated Type

High power series
Comfort series



High power series

Hydraulic indoor unit:
WGYG140DG6/[3phase] WGYK160DG9
Outdoor unit:
WOYG112LHT/WOYG140LCTA
[3phase] WOYK112LCTA/WOYK140LCTA/WOYK160LCTA



Hydraulic indoor unit
Single Phase/
3 Phase
Outdoor unit
Single Phase
11/14 kW
3 Phase
11/14/16 kW

Comfort series

Hydraulic indoor unit:
WGYA050DG6/WGYA100DG6
Outdoor unit:
WOYA060LFCA/WOYA080LFCA/WOYA100LFTA




Hydraulic indoor unit
Outdoor unit
5/6/8 kW
10 kW

High leaving water temperature

Super High power series:


High leaving water temperature of 60°C is kept even when outdoor temperature is down to -20°C without using backup heaters. Maximum leaving water temperature is 55°C without backup heater. Hot water supply temperature can be maintained even at -22°C outdoor temperature.



Super high power series

High power series:

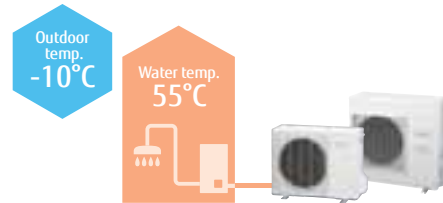
High leaving water temperature of 60°C is kept even when outdoor temperature is down to -20°C without using backup heaters.



High power series

Comfort series:

Maximum leaving water temperature is 55°C without backup heater. Hot water supply temperature can be maintained even at -10°C outdoor temperature.



Comfort series

* If you want to raise the hot water supply temperature, backup heaters can be used for auxiliary operation.

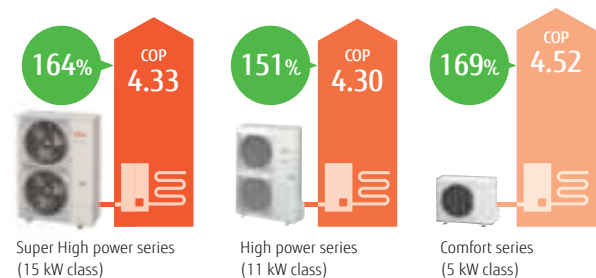
High COP

Air to water heat pumps work with much more efficiency and save more energy than a traditional heating system.

Energy efficiency class



Seasonal space heating energy efficiency (η_s)

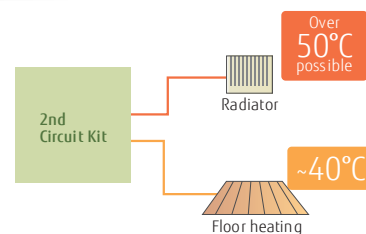


Condition : Outdoor Temp. 7°C Heating Temp. 35°C.

2 Zone individual control*

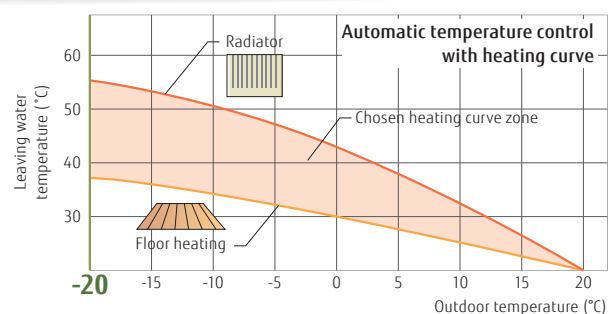
2 Zone individual control (2 under floor heating zones or under floor heating + radiator zone, etc.)*

*: Optional parts are required.



Automatic heating curve control

Automatic temperature regulation in accordance with heating curve (Depends on heating terminal and outdoor temperature)



Monobloc Type

Comfort series



Compact series

Hydraulic indoor unit:

WSYP100DG6

Outdoor unit :

WPYA050LG / WPYA080LG / WPYA100LG



Hydraulic indoor unit



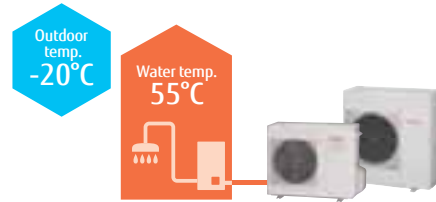
Outdoor unit 5 kW



8/10 kW

High leaving water temperature


High leaving water temperature of 55°C keeps to -20°C outdoor temperature without additional heater.



High COP

High COP is realized by using a DC twin rotary compressor, inverter technology, and high efficient water heat exchanger.

Energy efficiency class



Condition: Outdoor Temp. 7°C Heating Temp. 35°C.

Compact & light weight design



Features of the hydraulic indoor unit

- The compact Indoor unit provides two electrical back up heater, each with 3 kW capacity
- 12 L expansion vessel included
- No waste of space. DHW Kit installation inside the hydraulic unit possible.
- New generation controller. Connection by MODBUS protocol possible.
- Integrated heat metering (flow sensor included).



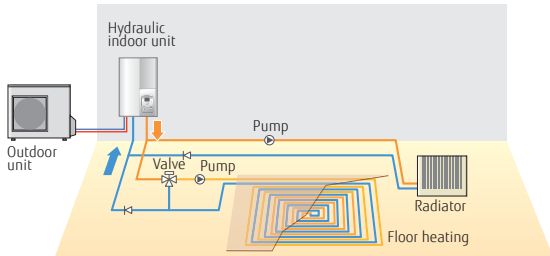
Hydraulic indoor unit

Case Studies

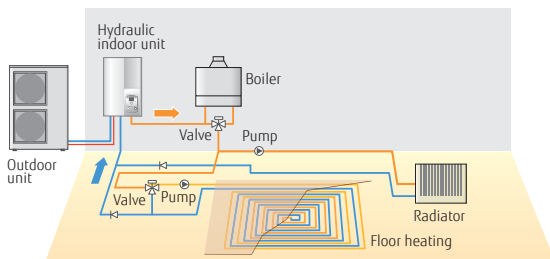
Split Type

2 emitter simultaneous heating (Individual control)

Floor heating + Radiator



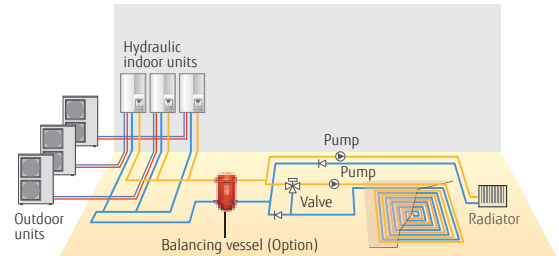
Boiler connected to heating (Boiler + Heating)



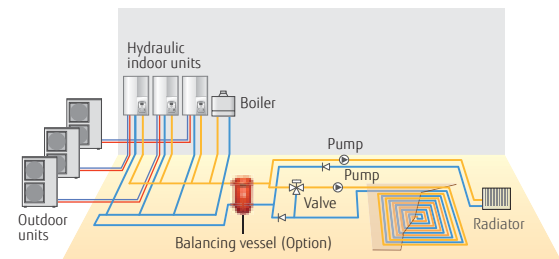
Split Cascade System

2 emitter simultaneous heating (Individual control)

Floor heating + Radiator



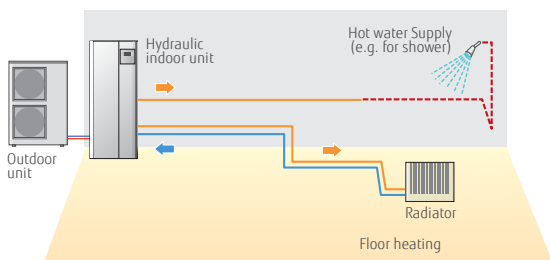
Boiler connected to heating (Boiler + Heating)



Split DHW Integrated Type

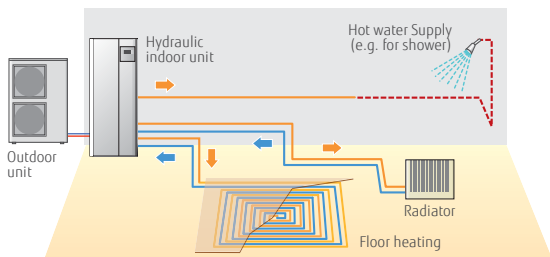
Single heating & Domestic Hot Water

Radiator + Domestic Hot Water



2 emitter simultaneous heating (Individual control) & Domestic Hot Water

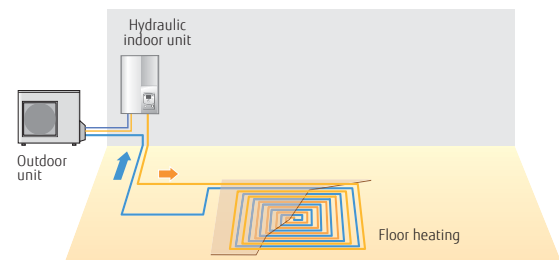
Radiator + Domestic Hot Water



Monobloc Type

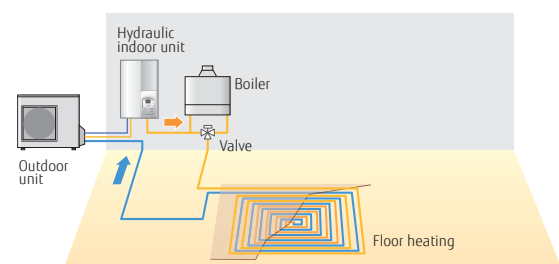
Single heating system

Floor heating





Boiler connected to heating (Boiler + Heating)

Floor heating



SPLIT
MULTI SPLIT
VRF
VENTILATION
OPTIONAL PARTS
AIR TO WATER

Optional Parts

Product Name	Model Name	Split										Split DHW integrated type								Monobloc			
		Super High Power		High Power				Comfort				High Power			Comfort					Compact			
		3Ø		1Ø		3Ø		1Ø				1Ø		3Ø	1Ø				1Ø				
		15	17	11	14	11	14	16	5	6	8	10	11	14	11	14	16	5	6	8	10	5	8
2nd Circuit Kit	 UTW-KZSXE	●	●	●	●	●	●	●	●	●	●	-	-	-	-	-	-	-	-	-	-	-	-
	 UTW-KZDXE	-	-	-	-	-	-	-	-	-	-	●	●	●	●	●	●	●	●	●	-	-	-
Boiler Connection Kit	 UTW-KBSXD	●	●	●	●	●	●	●	●	●	●	-	-	-	-	-	-	-	-	-	-	-	
	 UTW-KBDXD	-	-	-	-	-	-	-	-	-	-	●	●	●	●	●	●	●	●	●	-	-	-
Balancing Vessel	 UTW-TEVXA	●	●	●	●	●	●	●	●	●	●	●	●	●	●	●	●	●	●	●	●	●	●
DHW Kit	 UTW-KDWXG (Internal)	-	-	-	-	-	-	-	-	-	-	-	-	-	-	-	-	-	-	-	●	●	●
	 UTW-KDWXD (External)	●	●	●	●	●	●	●	●	●	●	_*1	_*1	_*1	_*1	_*1	_*1	_*1	_*1	_*1	●	●	●
DHW Tank	200 Liter  UTW-T20AXH 300 Liter 400 Liter	●	●	●	●	●	●	●	●	●	●	_*1	_*1	_*1	_*1	_*1	_*1	_*1	_*1	●	●	●	
	200 Liter  UTW-T20BXH 300 Liter 400 Liter	●	●	●	●	●	●	●	●	●	●	_*1	_*1	_*1	_*1	_*1	_*1	_*1	_*1	●	●	●	
Circulating Pump	 UTW-PHFXG	●	●	●	●	●	●	-	-	-	-	●	●	●	●	●	-	-	-	-	-	-	
Swimming Pool Kit	 UTW-KSPXD	●	●	●	●	●	●	●	●	●	●	●	●	●	●	●	●	●	●	●	●	●	●
Heat Exchanger for Swimming Pool Kit	 UTW-ESPXA	●	●	●	●	●	●	●	●	●	●	●	●	●	●	●	●	●	●	●	●	●	●
Cooling Kit	 UTW-KCLXD	●	●	●	●	●	●	●	●	●	●	●	●	●	●	●	●	●	●	●	_*2	_*2	_*2
Regulation Extension Kit	 UTW-KREXD	●	●	●	●	●	●	●	●	●	●	●	●	●	●	●	●	●	●	●	●	●	●
Low Noise Kit	 UTW-KLNXE	●	●	●	●	●	●	-	-	-	-	●	●	●	●	●	-	-	-	-	-	-	-
Drain Pan	 UTW-KDPXA	-	-	-	-	-	-	●	●	●	-	-	-	-	-	●	●	●	-	-	-	-	
Cascade Master Kit (incl. LPB Clip)	 UTW-KCMXE	●	●	●	●	●	●	-	-	-	●	-	-	-	-	-	-	-	-	-	-	-	
Cascade Slave Kit (incl. LPB Clip)	 UTW-KCSXE	●	●	●	●	●	●	-	-	-	●	-	-	-	-	-	-	-	-	-	-	-	

Product Name	Model Name	Split										Split DHW integrated type								Monobloc						
		Super High Power		High Power			Comfort					High Power			Comfort					Compact						
		3Ø		1Ø		3Ø			1Ø					1Ø		3Ø			1Ø					1Ø		
		15	17	11	14	11	14	16	5	6	8	10	11	14	11	14	16	5	6	8	10	5	8	10		
HMI Kit		UTW-KHMXE*3	●	●	●	●	●	●	●	●	●	●	●	●	●	●	●	●	●	●	●	●	●	●	●	●
		UTW-C74TXF*3	●	●	●	●	●	●	●	●	●	●	●	●	●	●	●	●	●	●	●	●	●	●	●	●
Remote Controller	Wired	UTW-C74HXF*3	●	●	●	●	●	●	●	●	●	●	●	●	●	●	●	●	●	●	●	●	●	●	●	●
		UTW-C78XD	●	●	●	●	●	●	●	●	●	●	●	●	●	●	●	●	●	●	●	●	●	●	●	●
Room Thermostat	Wireless	UTW-C78XD-E*4	●	●	●	●	●	●	●	●	●	●	●	●	●	●	●	●	●	●	●	●	●	●	●	●
		UTW-C55XA	●	●	●	●	●	●	●	●	●	●	●	●	●	●	●	●	●	●	●	●	●	●	●	●
Outdoor Sensor Transmitter		UTW-C58XD	●	●	●	●	●	●	●	●	●	●	●	●	●	●	●	●	●	●	●	●	●	●	●	●
RF Modules for BSB-Port		UTW-MOSXD	●	●	●	●	●	●	●	●	●	●	●	●	●	●	●	●	●	●	●	●	●	●	●	●
Web Server		UTW-MRCXD	●	●	●	●	●	●	●	●	●	●	●	●	●	●	●	●	●	●	●	●	●	●	●	●
LPB Clip		UTW-KW1XD UTW-KW4XD	●	●	●	●	●	●	●	●	●	●	●	●	●	●	●	●	●	●	●	●	●	●	●	●
MODBUS Clip		UTW-KL1XD	●	●	●	●	●	●	●	●	●	●	●	●	●	●	●	●	●	●	●	●	●	●	●	●
Base Heater		UTW-KMBXE	_*7	_*7	_*7	_*7	_*7	_*7	_*7	_*7	_*7	_*7	_*7	_*7	_*7	_*7	_*7	_*7	_*7	_*7	_*7	_*7	_*7	_*7	_*7	_*7
		UTW-HAMXE	-	-	-	-	-	-	-	-	-	-	-	-	-	-	-	-	-	-	-	-	-	-	-	-
Service Tool (incl. OC1700 Adaptor)		UTW-HAMXF	-	-	-	-	-	-	-	-	-	-	-	-	-	-	-	-	-	-	-	-	-	-	-	-
		UTW-KSTXD	●*5	●*5	●*5	●*5	●*5	●*5	●*5	●*5	●*5	●*5	●*5	●*5	●*5	●*5	●*5	●*5	●*5	●*5	●*5	●*5	●*5	●*5	●*5	●*5
Service Tool Software		UTW-KPSXD	●*6	●*6	●*6	●*6	●*6	●*6	●*6	●*6	●*6	●*6	●*6	●*6	●*6	●*6	●*6	●*6	●*6	●*6	●*6	●*6	●*6	●*6	●*6	●*6
External Connect Kit		UTY-XWZXZ2	●	●	●	●	●	●	-	-	-	-	●	●	●	●	-	-	-	-	-	-	-	-	-	-

*1: DHW operation is possible without DHW Kit and DHW Tank.

● : Available - : Not Available

*2: Cooling operation is possible without cooling kit

*3: 19 Languages included, no separate Eastern European RC necessary. C74TXF: Built in Room Temperature sensor C74HXF: Built in Room temperature and Humidity sensor

*4: Eastern European Language(English, Czech Republic, Slovakia, Poland, Turkey, Hungary, Russia, Slovenia, Greece, Serbia)

*5: UTW-KL1XD is required for the connection.

*6: UTW-KW1XD or UTW-KW4XD is required for the connection.

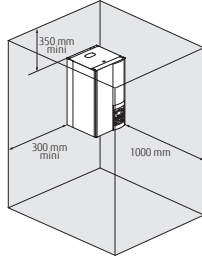
*7: Additional optional part necessary

Installation Limitations

Equipment Installation

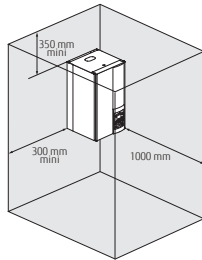
Split type Hydraulic indoor unit

- Hydraulic indoor unit is to be hang on the wall
- Weight < 65 kg (including water)
- Space for maintenance should be respected



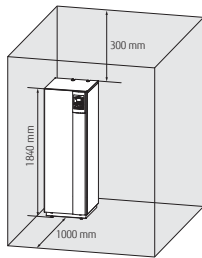
Monobloc Type Hydraulic indoor unit

- Hydraulic indoor unit is to be hang on the wall
- Weight < 62 kg (including water)
- Distances for maintenance should be respected



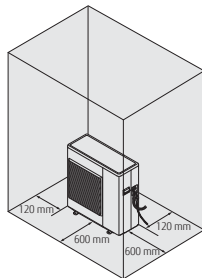
Split DHW integrated type Hydraulic indoor unit

- Floor stand
- Weight 366 kg (including water)
- Space for maintenance should be respected.



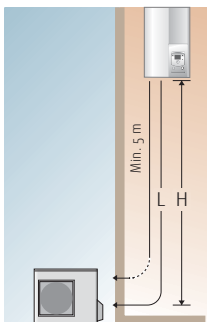
Monobloc type Outdoor unit

- Floor stand
- Weight 72 kg (without water): WPYA080LG, WPYA100LG
- 49 kg (without water): WPYA050LG
- Distances for maintenance should be kept



Piping and Wiring

Split type



Series	Capacity range(kW)	H (m)	L (m)
Comfort	5	±20	5-30
	6		
	8		
	10		
High power	11	±15	5-20
	14		
	15		
	16		
	17		

*For the outdoor unit installed below the indoor units: 25 m max. (15, 17 kW models)

Specifications & Dimensions

Split type Super high power series/High power series

Specifications

Model Name		Hydraulic indoor unit		Outdoor unit	
Capacity range					
7°C/35°C floor heating *1		Heating capacity	Input power		kW
		COP			
2°C/35°C floor heating *1		Heating capacity	Input power		kW
		COP			
-7°C/35°C floor heating*1		Heating capacity	Input power		kW
		COP			
Space heating characteristics*2					
Temperature application					°C
Energy efficiency class					
Rated heat output (P _{rated})					kW
Seasonal space heating energy efficiency (η _s)					%
Annual energy consumption					kWh
Sound power level		Hydraulic indoor unit		dB(A)	
		Outdoor unit			
Hydraulic indoor unit Specification					
Power source					
Dimensions H×W×D					mm
Weight (Net)					kg
Water circulation			Min/Max	L/min	
Buffer tank capacity					L
Expansion vessel capacity					L
Leaving water temperature range			Max	°C	
Water pipe connection diameter			Flow/Return	mm	
Backup heater			Capacity	kW	
Outdoor unit specification					
Power source					
Current			Max	A	
Dimensions H × W × D					mm
Weight (Net)					kg
Refrigerant			Type (Global Warming Potential)		
			Charge	kg	
Additional refrigerant charge amount			g/m		
Connection pipe		Diameter	Liquid	mm	
			Gas		
		Length	Min/Max		m
		Length (Pre-charge)			m
		Height difference	Max	m	
Operation range			Heating		
			°C		

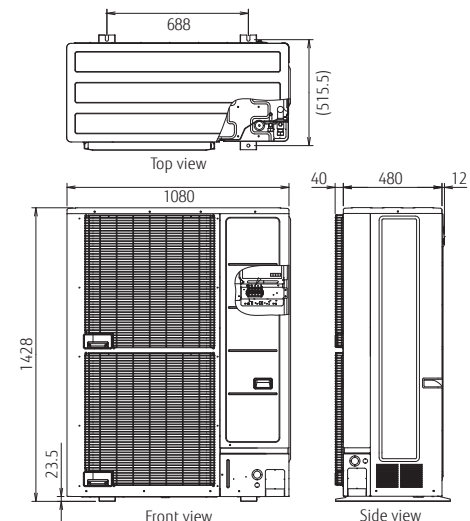
*1: The values of heating capacity/input power/COP are based on measurement of EN14511 standard. Usage environment, such as operation of the heating equipment, room temperature, and controller adjustments, may cause disparities between practically determined values and these values.

*2: All information of ErP can be available for downloaded from www.fujitsu-general.com/global/products/erp-ecodesign/index.html.

*3: Tentative model name

Dimensions

NEW Super high power series
Outdoor Unit:
 WOYG150LJL/WOYG170LJL



NEW

Tentative

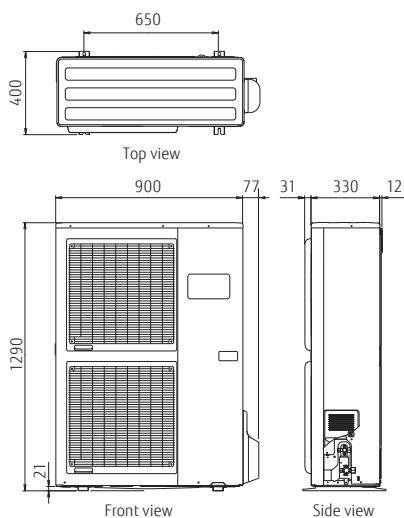
Super high power series

WSYK170xxx*3 WOYK150LJL		WSYK170xxx*3 WOYK170LJL	
15	17	15	17
15.00	17.00	15.00	17.00
3.46	4.13	3.46	4.13
4.33	4.12	4.33	4.12
13.20	13.50	13.20	13.50
4.06	4.27	4.06	4.27
3.25	3.16	3.25	3.16
13.2	15.0	13.2	15.0
4.55	5.32	4.55	5.32
2.90	2.82	2.90	2.82
55	35	55	35
A++	A++	A++	A++
16	17	17	18
130	164	130	161
9913	8606	10225	9089
68	67	68	68
3 N 400 V 50 Hz			
-	-	-	-
-	-	-	-
-	-	-	-
-	-	-	-
-	-	-	-
-	-	-	-
-	-	-	-
-	-	-	-
-	-	-	-
3 N 400 V 50 Hz			
14.0	14.0	14.0	14.0
1,428 × 1,080 × 480	1,428 × 1,080 × 480	1,428 × 1,080 × 480	1,428 × 1,080 × 480
138	138	138	138
R410A (2,088)			
3.80	3.80	3.80	3.80
50	50	50	50
Ø 9.52	Ø 9.52	Ø 9.52	Ø 9.52
Ø 15.88	Ø 15.88	Ø 15.88	Ø 15.88
5/30	5/30	5/30	5/30
15	15	15	15
15	15	15	15
-25 to 35	-25 to 35	-25 to 35	-25 to 35

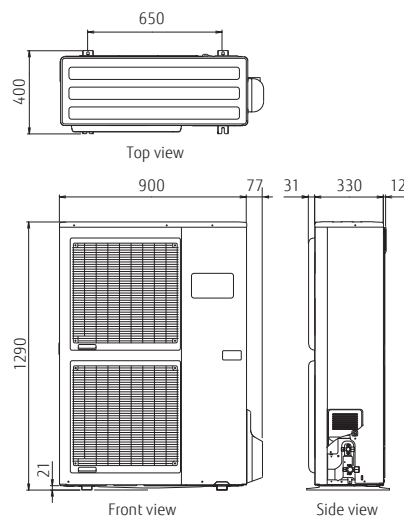
High power series

WSYG140DG6 WOYG112LHT		WSYG140DG6 WOYG140LCTA		WSYK160DG9 WOYK112LCTA		WSYK160DG9 WOYK140LCTA		WSYK160DG9 WOYK160LCTA	
11	14	11	14	11	14	11	14	11	14
10.80	13.50	10.80	13.50	10.80	13.50	10.80	13.50	10.80	13.50
2.54	3.23	2.54	3.23	2.51	3.20	2.51	3.20	2.51	3.20
4.25	4.18	4.25	4.18	4.30	4.22	4.30	4.22	4.30	4.22
10.77	12.00	10.77	12.00	10.77	13.00	10.77	13.00	10.77	13.50
3.44	3.87	3.44	3.87	3.40	4.15	3.40	4.15	3.40	4.34
3.13	3.10	3.13	3.10	3.17	3.13	3.17	3.13	3.17	3.11
10.38	11.54	10.38	11.54	10.38	12.20	10.38	12.20	10.38	13.50
4.32	5.08	4.32	5.08	4.28	5.13	4.28	5.13	4.28	5.40
2.40	2.27	2.40	2.27	2.43	2.38	2.43	2.38	2.43	2.50
55	35	55	35	55	35	55	35	55	35
A+	A++	A+	A+	A+	A++	A+	A++	A+	A+
9	11	11	13	9	11	11	13	9	14
112	151	113	148	112	154	117	150	117	149
6704	6062	8041	6824	6669	5930	7803	6738	9062	7408
46	46	46	46	46	46	46	46	46	46
68	69	69	68	69	68	70	68	71	71
1 Ø 230 V 50 Hz					3 N 400 V 50 Hz				
800 × 450 × 457					800 × 450 × 457				
42					42				
19.5/39.0		24.4/48.7		19.5/39.0		24.4/48.7		27.4/54.8	
16					16				
8					8				
60					60				
Ø 25.4/Ø 25.4					Ø 25.4/Ø 25.4				
6.0(3.0kW×2pcs.)					9.0(3.0kW×3pcs.)				
1 Ø 230 V 50 Hz					3 N 400 V 50 Hz				
22.0		25.0		8.5		9.5		10.5	
92					1,290 × 900 × 330				
92					99				
R410A (2,088)					R410A (2,088)				
2.50					2.50				
50					50				
Ø 9.52					Ø 9.52				
Ø 15.88					Ø 15.88				
5/20					5/20				
15					15				
15					15				
-25 to 35					-25 to 35				

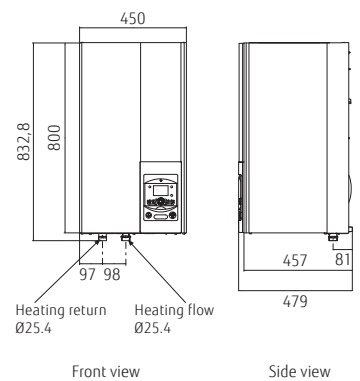
High power series
Outdoor Unit:
WOYG112LHT/WOYG140LCTA



WOYG112LHT/WOYG140LCTA



Hydraulic Indoor Unit:
WSYK170xxx*3 (Super high power series)
WSYG140DG6/WSYK160DG9 (High power series)



Specifications & Dimensions

Split type Comfort series

Specifications

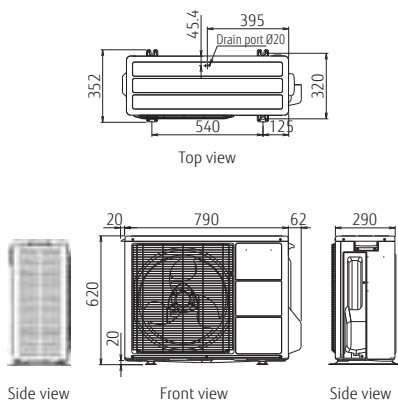
Model Name	Hydraulic indoor unit Outdoor unit	WSYA050DG6 WOYA060LFCA	WSYA100DG6 WOYA060LFCA	WSYA100DG6 WOYA080LFCA	WSYA100DG6 WOYA100LFCA					
Capacity range		5	6	8	10					
7°C/35°C floor heating *1	Heating capacity	4.50	6.00	7.50	10.00					
	Input power	0.996	1.41	1.84	2.49					
	COP	4.52	4.27	4.08	4.02					
2°C/35°C floor heating *1	Heating capacity	4.50	4.95	5.65	7.70					
	Input power	1.39	1.53	1.78	2.47					
	COP	3.24	3.24	3.17	3.12					
-7°C/35°C floor heating*1	Heating capacity	4.10	4.60	5.70	7.40					
	Input power	1.47	1.74	2.23	2.97					
	COP	2.79	2.64	2.56	2.49					
Space heating characteristics*2										
Temperature application	°C	55	35	55	35	55	35	55	35	
Energy efficiency class		A+	A++	A+	A++	A+	A++	A+	A++	
Rated heat output (P _{rated})	kW	4	4	5	5	6	7	8	8	
Seasonal space heating energy efficiency (η _s)	%	115	169	115	169	118	156	113	155	
Annual energy consumption	kWh	3026	2160	3180	2505	3886	3375	5415	4415	
Sound power level	Hydraulic indoor unit	46		46		46		46		
	Outdoor unit	65	60	65	63	65	69	68	69	
Hydraulic indoor unit Specification										
Power source		1 Ø 230 V 50 Hz								
Dimensions H×W×D	mm	800 × 450 × 457								
Weight (Net)	kg	42								
Water circulation	Min/Max	L/min	8.1/16.2	10.8/21.7	13.5/27.1	18.1/36.1				
Buffer tank capacity	L				16					
Expansion vessel capacity	L				8					
Leaving water temperature range	Max	°C	55							
Water pipe connection diameter	Flow/Return	mm	Ø 25.4/Ø 25.4							
Backup heater	Capacity	kW	6.0(3.0kW×2pcs.)							
Outdoor unit specification										
Power source		1 Ø 230 V 50 Hz								
Current	Max	A	11.0	12.5	17.5	18.5				
Dimensions H × W × D	mm	620 × 790 × 290							830 × 900 × 330	
Weight (Net)	kg	41							42	90
Refrigerant	Type (Global Warming Potential)	R410A (2,088)								
	Charge	kg	1.10		1.40		1.80			
Additional refrigerant charge amount		g/m	25		40		Ø 9.52			
Connection pipe	Diameter	Liquid	Ø 6.35							
		Gas	Ø 12.7		Ø 15.88					
	Length	Min/Max	5/30							
		Length(Pre-charge)	m	15						
Height difference	Max	m	20							
Operation range	Heating	°C	-20 to 35							

*1: The values of heating capacity/input power/COP are based on measurement of EN14511 standard. Usage environment, such as operation of the heating equipment, room temperature, and controller adjustments, may cause disparities between practically determined values and these values.

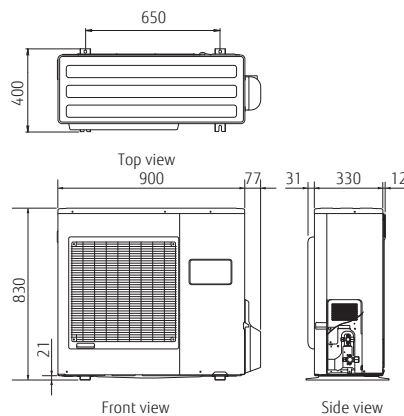
*2: All information of ErP can be available for downloaded from www.fujitsu-general.com/global/products/erp-ecodesign/index.html.

Dimensions

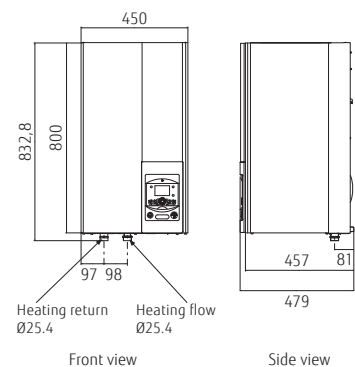
Outdoor Unit:
WOYA060LFCA/WOYA080LFCA



WOYA100LFCA



Hydraulic Indoor Unit:
WSYA050DG6/WSYA100DG6



Split DHW Integrated type High power series

Specifications

Model Name	Hydraulic indoor unit Outdoor unit	WGYG140DG6 WOYG112LHT	WGYG140DG6 WOYG140LCTA	WGYK160DG9 WOYK112LCTA	WGYK160DG9 WOYK140LCTA	WGYK160DG9 WOYK160LCTA					
Capacity range		11	14	11	14	16					
7°C/35°C floor heating *1	Heating capacity	10.80	13.50	10.80	13.50	15.17					
	Input power	2.54	3.23	2.51	3.20	3.70					
	COP	4.25	4.18	4.30	4.22	4.10					
2°C/35°C floor heating *1	Heating capacity	10.77	12.00	10.77	13.00	13.50					
	Input power	3.44	3.87	3.40	4.15	4.34					
	COP	3.13	3.10	3.17	3.13	3.11					
-7°C/35°C floor heating*1	Heating capacity	10.38	11.54	10.38	12.20	13.50					
	Input power	4.32	5.08	4.28	5.13	5.40					
	COP	2.40	2.27	2.43	2.38	2.50					
Space heating characteristics*2											
Temperature application	°C	55	35	55	35	55	35	55	35	55	35
Energy efficiency class		A+	A++	A+	A+	A+	A++	A+	A++	A+	A+
Rated heat output (P _{rated})	kW	9	11	11	13	9	11	11	13	13	14
Seasonal space heating energy efficiency (η _s)	%	112	151	113	148	112	154	117	150	117	149
Annual energy consumption	kWh	6704	6062	8041	6824	6669	5930	7803	6738	9062	7408
Sound power level	Hydraulic indoor unit	46		46		46		46		46	
	Outdoor unit	68		69		69		68		71	
Domestic hot water characteristics*2											
Load profile							L				
Energy efficiency class							A				
Energy efficiency (η _{wh})	%						88				
Annual electricity consumption	kWh						1166				
Hydraulic indoor unit Specification											
Power source		1 Ø 230 V 50 Hz			3 N 400 V 50 Hz						
Dimensions H×W×D	mm				1,840×648×698						
Weight (Net)	kg				152						
Water circulation	L/min	19.5/39.0	24.4/28.7	19.5/39.0	24.4/48.7	27.4/54.8					
DHW capacity	L				190						
Hot water heater capacity	kW				1.5						
Expansion vessel capacity	L				12						
Leaving water temperature range	Max				°C 60						
Water pipe connection diameter	Flow/Return				mm Ø 25.4/Ø 25.4						
Hot water pipe connection diameter					mm Ø 19.05						
Backup heater	Capacity	kW 6.0(3.0kW×2pcs.)			kW 9.0(3.0kW×3pcs.)						
Outdoor unit specification											
Power source		1 Ø 230 V 50 Hz			3 N 400 V 50 Hz						
Current	Max	A 22.0	25.0	8.5	9.5	10.5					
Dimensions H × W × D	mm				1,290 × 900 × 330						
Weight (Net)	kg	92			99						
Refrigerant	Type (Global Warming Potential)				R410A (2,088)						
	Charge				kg 2.50						
Additional refrigerant charge amount	g/m				50						
Connection pipe	Diameter	Liquid				mm Ø 9.52					
		Gas				mm Ø 15.88					
	Length	Min/Max				m 5/20					
	Length(Pre-charge)					m 15					
Height difference	Max				m 15						
Operation range	Heating				°C -25 to 35						

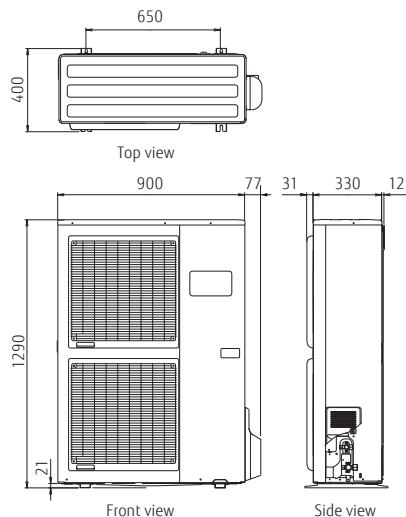
*1: The values of heating capacity/input power/COP are based on measurement of EN14511 standard. Usage environment, such as operation of the heating equipment, room temperature, and controller adjustments, may cause disparities between practically determined values and these values.

*2: All information of ErP can be available for download from www.fujitsu-general.com/global/products/erp-ecodesign/index.html.

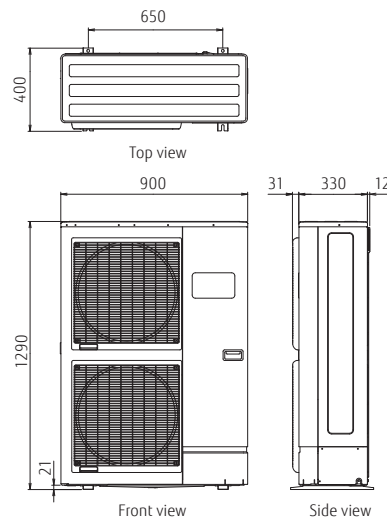
Dimensions

Outdoor Unit:

WOYG112LHT/WOYG140LCTA

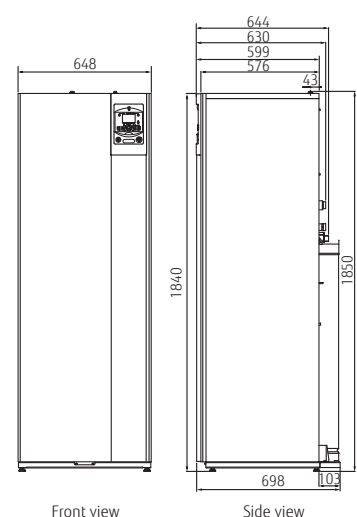


WOYK112LCTA/WOYK140LCTA/WOYK160LCTA



Hydraulic Indoor Unit:

WGYG140DG6/WGYK160DG9



Specifications & Dimensions

Split DHW Integrated type Comfort series

Specifications: Split DHW Integrated type Comfort series

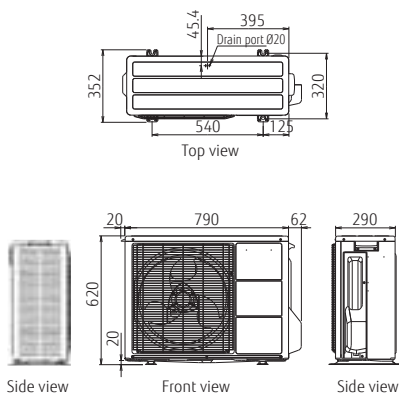
Model Name	Hydraulic indoor unit Outdoor unit	WGYA050DG6 WOYA060LFCA	WGYA100DG6 WOYA060LFCA	WGYA100DG6 WOYA080LFCA	WGYA100DG6 WOYA100LFTA					
Capacity range		5	6	8	10					
7°C/35°C floor heating *1	Heating capacity	4.50	6.00	7.50	10.00					
	Input power	0.996	1.41	1.84	2.49					
	COP	4.52	4.27	4.08	4.02					
2°C/35°C floor heating *1	Heating capacity	4.50	4.95	5.65	7.70					
	Input power	1.39	1.53	1.78	2.47					
	COP	3.24	3.24	3.17	3.12					
-7°C/35°C floor heating*1	Heating capacity	4.10	4.60	5.70	7.40					
	Input power	1.47	1.74	2.23	2.97					
	COP	2.79	2.64	2.56	2.49					
Space heating characteristics*2										
Temperature application	°C	55	35	55	35	55	35	55	35	
Energy efficiency class		A+	A++	A+	A++	A+	A++	A+	A++	
Rated heat output(P _{rated})	kW	4	4	5	5	6	7	8	8	
Seasonal space heating energy efficiency(η _s)	%	115	169	115	169	118	156	113	155	
Annual energy consumption	kWh	3026	2160	3180	2505	3886	3375	5415	4415	
Sound power level	Hydraulic indoor unit	46		46		46		46		
	Outdoor unit	65		63		69		69		
Domestic hot water characteristics*2										
Load profile		L								
Energy efficiency class		A+								
Energy efficiency(η _{wh})	%	120								
Annual electricity consumption	kWh	880								
Hydraulic indoor unit Specification										
Power source		1 Ø 230 V 50 Hz								
Dimensions H×W×D	mm	1,840× 648 × 698								
Weight (Net)	kg	152								
Water circulation	L/min	8.1/16.2	10.8/21.7		13.5/27.1		18.1/36.1			
DHW capacity	L	190								
Hot water heater capacity	kW	1.5								
Expansion vessel capacity	L	12								
Leaving water temperature range	Max	°C 55								
Water pipe connection diameter	Flow/Return	mm Ø 25.4/Ø 25.4								
Hot water pipe connection diameter		mm Ø 19.05								
Backup heater	Capacity	kW 6.0(3.0kW×2pcs.)								
Outdoor unit specification										
Power source		1 Ø 230 V 50 Hz								
Current	Max	A 11.0	12.5		17.5		18.5			
Dimensions H × W × D	mm	620 × 790 × 290		620 × 790 × 290		830 × 900 × 330		830 × 900 × 330		
Weight (Net)	kg	41		42		60				
Refrigerant	Type (Global Warming Potential)	R410A (2,088)								
	Charge	1.10		1.40		1.80				
Additional refrigerant charge amount	g/m	25		25		40				
Connection pipe	Diameter	Liquid	mm Ø 6.35		mm Ø 6.35		mm Ø 9.52			
		Gas	mm Ø 12.70		mm Ø 12.70		mm Ø 15.88			
	Length	Min/Max	m 5/30		m 5/30		m 15			
	Length(Pre-charge)		m 15		m 15		m 20			
Height difference	Max	m 20		m 20		m 20				
Operation range	Heating	°C -20 to 35								

*1:The values of heating capacity/input power/COP are based on measurement of EN14511 standard. Usage environment, such as operation of the heating equipment, room temperature, and controller adjustments, may cause disparities between practically determined values and these values.

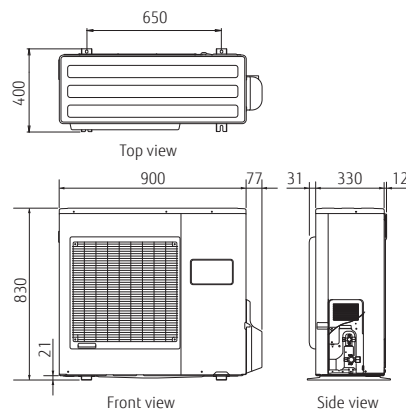
*2:All information of ErP can be available for download from www.fujitsu-general.com/global/products/erp-ecodesign/index.html.

Dimensions

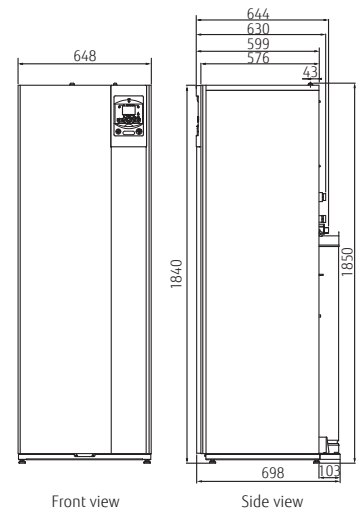
Outdoor Unit:
WOYA060LFCA/WOYA080LFCA



WOYA100LFTA



Hydraulic Indoor Unit:
WGYA050DG6/WGYA100DG6



Monobloc type

Specifications

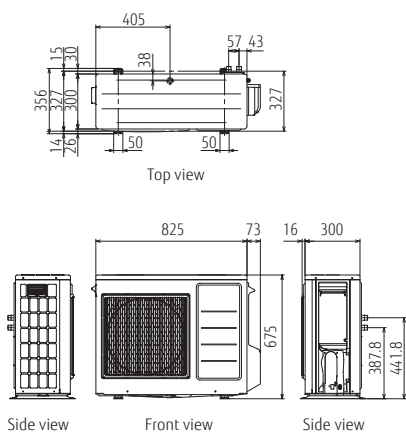
Model Name		Hydraulic indoor unit		WSYP100DG6			
		Outdoor unit		WPYA050LG	WPYA080LG	WPYA100LG	
Capacity range				5	8	10	
7°C/35°C floor heating *1	Heating capacity	kW		5.00	8.00	10.00	
	Input power			1.19	1.78	2.30	
	COP			4.20	4.50	4.35	
2°C/35°C floor heating *1	Heating capacity	kW		3.65	4.35	4.90	
	Input power			1.07	1.23	1.44	
	COP			3.40	3.55	3.40	
-7°C/35°C floor heating*1	Heating capacity	kW		3.55	7.10	8.00	
	Input power			1.38	2.93	3.32	
	COP			2.57	2.42	2.41	
Space heating characteristics*2							
Temperature application		°C		55	35	55	35
Energy efficiency class				A+	A++	A+	A++
Rated heat output (P _{rated})		kW		4	4	6	7
Seasonal space heating energy efficiency (η _s)		%		118	171	123	168
Annual energy consumption		kWh		3055	1952	3828	3580
Sound power level	Outdoor unit	dB (A)		62	61	65	68
Hydraulic indoor unit Specification							
Power source				1 Ø 230 V 50 Hz			
Dimensions H×W×D		mm		803 × 450 × 457			
Weight (Net)		kg		40			
Buffer tank capacity		L		22			
Expansion vessel capacity		L		12			
Water pipe connection diameter	Flow/Return	mm		Ø 25.4/Ø 25.4			
Backup heater	Capacity	kW		6.0(3.0kW×2pcs.)			
Outdoor unit specification							
Power source				1 Ø 230 V 50 Hz			
Dimensions H × W × D		mm		675 × 825 × 300	882 × 850 × 330		
Weight (Net)		kg		49	72		
Current		Max	A	10.9	15.2	17.5	
Water circulation	Min/Max	L/min		5.0/20.0	10.0/30.0		
Water pipe connection diameter	Flow/Return	mm		Ø 19.05/Ø 19.05	Ø 25.4/Ø 25.4		
Refrigerant		Type (Global Warming Potential)		R410A (2,088)			
		Charge	kg	1.05	1.72		
Leaving water temperature range	Max	°C		55			
Operation range	Heating	°C		-20 to 35			

*1: The values of heating capacity/input power/COP are based on measurement of EN14511 standard. Usage environment, such as operation of the heating equipment, room temperature, and controller adjustments, may cause disparities between practically determined values and these values.

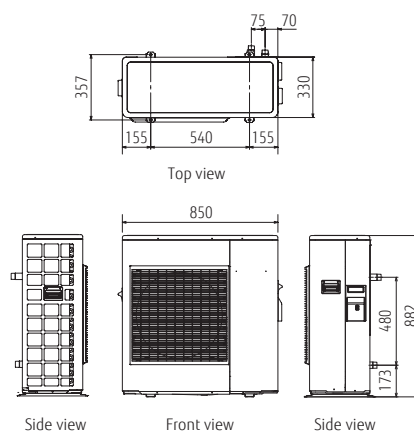
*2: All information of ErP can be available for downloaded from www.fujitsu-general.com/global/products/erp-ecodesign/index.html.

Dimensions

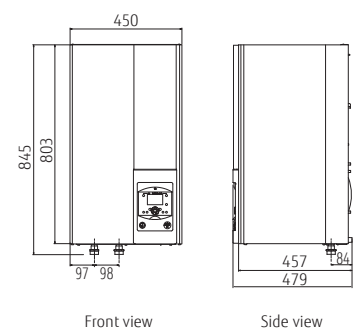
Outdoor Unit: WPYA050LG



WPYA080LG/WPYA100LG



Hydraulic Indoor Unit: WSYP100DG6



A photograph of a woman with reddish-brown hair, wearing a headset with a microphone, looking intently at a computer screen. She is wearing a dark grey top. The background is blurred, showing another person in a similar setting. A large, dark blue diagonal overlay covers the left side of the image, containing the word 'SUPPORT' in white, bold, sans-serif capital letters.

SUPPORT

Our know-how supports you not only during the product release but also from guiding implementation to product maintenance.

Category	Information Material										Tool							
	Product Sales Training Material	Product Technical Training Material	Product news	Brochures	Feature Promotion Movie	Operating Manual	Design & Technical Manual	Certificate Data	2D CAD Data	3D CAD (Revit) Data	Installation Manual	Service Manual	WATERSTAGE™ Package label creator	Design Simulator (RAC, PAC, VRF)	WATERSTAGE™ proposer	CFD Simulation	Service Tool / Web Monitoring Tool	Mobile Technician
Product Training	●	●																
Product Information Seek			●	●	●	●	●											
Technical Information Seek							●						●					
Model Selection														●	●			
Design								●	●									
Verification																●		
Installation											●							
After sales and Service												●					●	●

- 258 AIRSTAGE™ SUPPORT
- 260 AIRSTAGE™/RAC SUPPORT TOOL
- 262 WATERSTAGE™ SUPPORT TOOL
- 264 QUICK SERVICE & MAINTENANCE
- 266 SERVICE TOOL
- 267 WEB MONITORING TOOL

SUPPORT

AIRSTAGE™ SUPPORT

Fujitsu General provides a variety of product and technical information to engineers and consultants, and also conducts new product research and design support activities. We provide a wide range of support to maintain high quality from design to installation.



Training

Fujitsu General has many training facilities around the world that regularly conduct specialized product, technical, and service training. These research facilities also support the development of people with high technical capability.

Features

- Designing AIRSTAGE™ Systems
- Control System on-site training

- 1 Head Office Training Center: Japan
- 2 China Training Center: China
- 3 Asia Training Center: Singapore
- 4 Europe Training Center: U.K.
- 5 Europe Training Center: Germany
- 6 America Training Center: U.S.A.
- 7 Middle East Training Center: UAE
- 8 Oceania Training Center: Australia

Technical information

We provide information and tools that are useful for air conditioning system design, such as unit performance data and tools that make model selection and estimation easy.

Features

- Design & Technical Manual
- Model Selection & Estimation
- Certificate Data
- 2D/3D CAD Data



Product information

New product information is provided in the form of documents and movies for every new model released. These can be downloaded from a private section of our website. To access this website, please contact your Fujitsu representative.

Features

- Product News
- Brochures & All Manuals
- Feature Promotion Movie

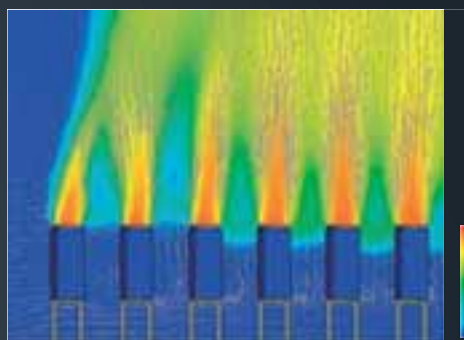


Technical support

Technical support is provided at every stage from design to installation to assist in providing the most suitable air conditioning solution.

Features

- CFD Simulation
- Guide line
- Commissioning Support



CFD Simulation



Commissioning Support

AIRSTAGE™/RAC SUPPORT TOOL

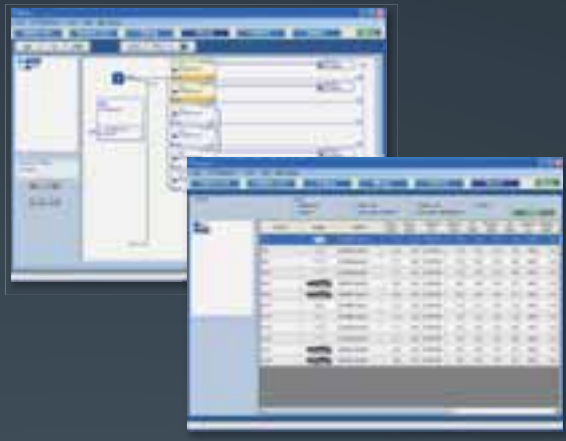
Put the charts and pens away and design your projects on your computer with ease using the Design Simulator. Everything from selecting indoor and outdoor units, allocating controls and optional parts to designing the piping and wiring systems is made easier using the program's built-in features.

Once your project is designed take advantage of the Export functions to easily get materials lists, product specifications, refrigerant calculations and more - it'll even export to Word, Excel, or Acrobat formats, and group the relevant CAD data for your project.

Design Simulator

Automatically create model selection information

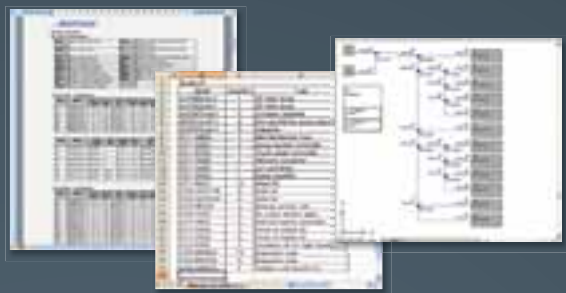
- Each unit can be automatically set by entering the required performance, type, and temperature conditions for each indoor unit and then dragging and dropping into the outdoor unit.
- Piping and wiring diagrams can be created automatically and it is easy to set branches, grouping, and options.
- The additional refrigerant charging amount is automatically calculated when the pipe length is entered.
- It is also easy to set the remote controller groups, central controller and converters.
- The equipment list including the equipment information is created automatically.



Output the format that matches the application

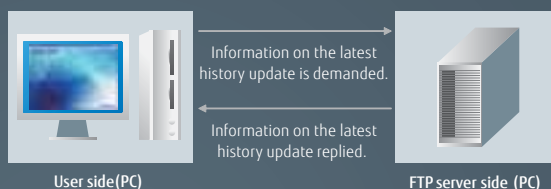
The information specific to your project can be exported in a number of industry standard file formats.

- Word format (rtf)(doc)
- Excel format (csv)
- Acrobat format (pdf)
- Auto CAD format (DXF)
- 2D Data (DXF)
- 3D Data (RFA)



Update your Design Simulator

Database can be easily updated online using AutoUpdate function through FTP.




BIM Building Information Modeling

Fujitsu General provides the Building Information Modeling (BIM) object models and contents for our VRF system and some products to the architect, designer and contractor using Autodesk® Revit® technology from our Website and Autodesk® Seek Website, etc.


3D and 2D product data

We provide 3D data that closely resemble the actual product appearance. 2D CAD design operations are supported and 2D display is also provided. The data can also be output in other formats, such as DXF and DWG, which are used by other design CAD.



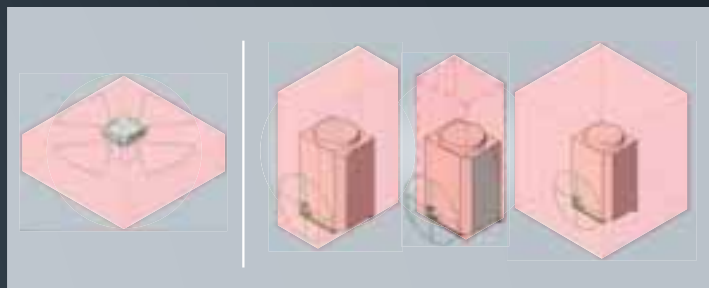
Installation limitation

The equipment installation limitation range is shown. Installation requirements, such as distance from the wall, is automatically displayed to make it easy to produce highly reliable layout designs.



Installation information

Other information, such as symbols showing the airflow direction that are required for installation drawings, is built in and can be automatically reflected in 2D drawings. Installation drawings can be created easily.



Product specifications & link information

Contains the basic information required for air conditioner design, including unit size, capacity, input power, noise, and airflow rate. These data can be procured from the Fujitsu General Website, Design Simulator, and Autodesk® Seek Website.



WATERSTAGE™ SUPPORT TOOL

Fujitsu General's new software for the WATERSTAGE™ automatically provides a combination of WATERSTAGE™ equipments just by giving few parameters. The software is featured with multiple languages, and automatic update function.

WATERSTAGE™ Proposer

Model selection with detailed technical information

- The software automatically selects the equipments just by inputting some factors, like the region where the equipment is installed, required capacity to heat up the space, and a heating method.
- The transition in the equipment capacity at each outdoor temperature condition and/or when back up heater is under operation can be easily created by this software.



The visible images of the optional items enable the correct configuration of the systems. All of the associated optional items are automatically chosen in a case the application requires several devices of the WATERSTAGE™ equipments.



The entire system configuration can be reviewed and modified once the units are selected. And by seeing the images and the list of equipments at the same time, it avoids mistake in the selection of equipments.



The software automatically provides graphs of monthly running cost, CO₂ emission volume, cost comparison against other heating sources, and other data to allow the users to see at a glance the financial benefit of choosing WATERSTAGE™ equipments.

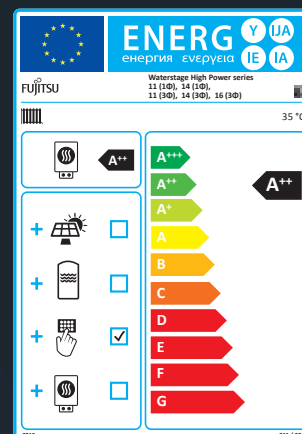
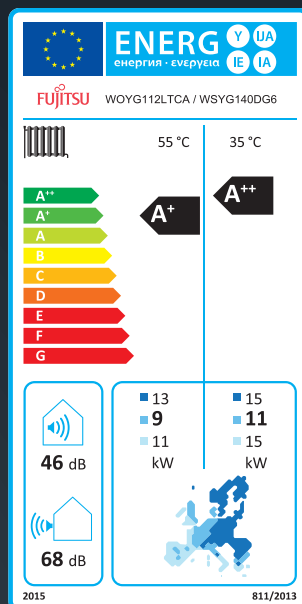


WATERSTAGE™ Package label creator

Energy labels and Fiches can be downloaded from our homepage

You can find and download the ErP documents (energy labels, product fiches, pre-configured package labels, pre-configured package fiches, information sheets and EC Declaration) from our homepage.

In addition, we will provide a internet service to allow the various package labels and package fiches to be created easily by installers in the future.



QUICK SERVICE & MAINTENANCE

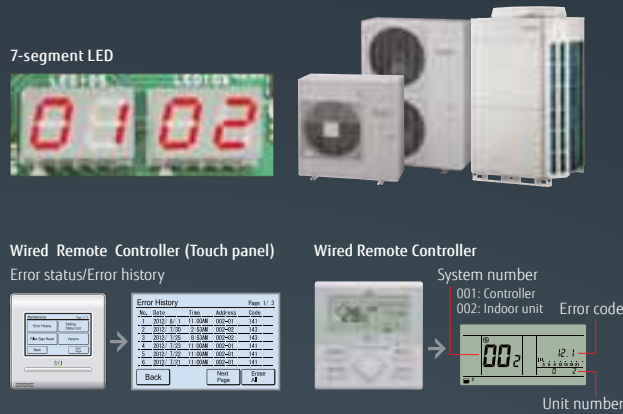
If trouble should occur in a unit or system, abundant support tools such as trouble code display at the product, Service Tool that allows checking of the detailed status of the entire system, and remote monitoring tool that uses the internet, etc. support quick service and maintenance anywhere and at any time.

Easy maintenance & monitoring

Design for easy maintenance

The air conditioner operating status and trouble status of the detailed are displayed at the 7-segment of the outdoor unit PCB or on the remote controller screen. The unit status can be checked rapidly and quick response is also possible.

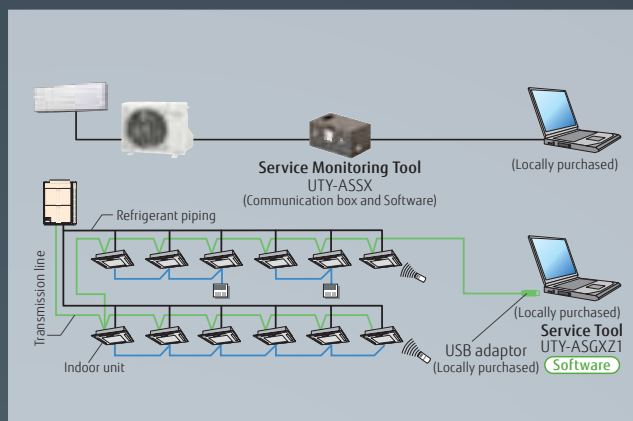
- Operation mode status
- Discharge temperature/Pressure status
- Compressor operation indication
- Address/Type/Number of outdoor unit
- Error code.



Error diagnosis by Service Tool

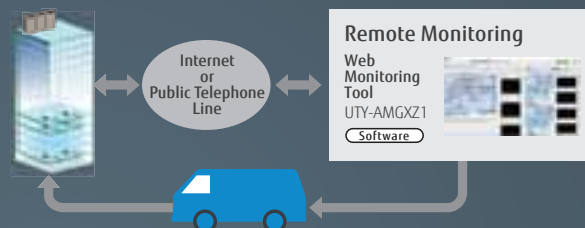
The unit status details from single split models to VRF system can be checked on PC screen by connecting Service Tool. Quick countermeasures can be taken

- Operation status/control
- Monitoring operating condition
- Monitoring sensor data
- Indication of trend graph
- Error history
- Indication of refrigerant circuit diagram (For VRF)



Remote monitoring

VRF system operating status and trouble status details can be constantly and remotely monitored over the Internet, etc. Rapid cooperation with the service personnel are also possible.



Mobile troubleshooting tool for iPhone & Android

We will release an App of troubleshooting tool for iPhone, iPod touch and other Apple products. This application is a troubleshooting tool for Fujitsu General air conditioner (RAC/PAC, VRF)

It helps you to check air conditioner condition. Error code check, Troubleshooting, and Sensor check are available.



Mobile Technician **FREE**




Service Monitoring Tool (for Single Split, Multi Split & Air To Water)



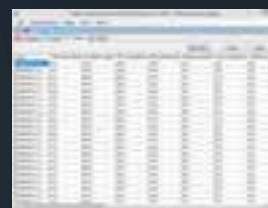
- Quick overview about temperature sensor readings and controlled parts like EEV, Fan, Compressor and so on...
- it is not easy to judge the point. So it would be better to delete it.
- Visualization of protection operation
- Helpful for intermittent troubleshooting
- Proof of normal operation for the customer during periodical maintenance.



Actual operating condition display



Graph display



Operation history display

UTY-ASSX	
Dimensions (H×W×D) (mm)	60 x 160 x 160
Weight (g)	500


SERVICE TOOL

Extensive monitoring and analysis functions for installation and maintenance

- Operation status can be checked and analyzed to detect even the smallest abnormalities
- Storage of data on system operation status on a PC allows access even from off site.
- Up to 400 indoor units (a single VRF network system) can be controlled and monitored for large scale buildings or hotels
- This software can be connected to any point of transmission line with USB adaptor (locally purchased)
- * The saved data can be displayed offline. However, the data saved by the following model cannot be displayed.
 - UTR-YSTB/UTR-YSTC (Service Tool)
 - UTR-YMSA (Web Monitoring Tool)

Automatic operation check for refrigeration cycle


After product installation, operation check can be performed automatically. Self-diagnosis function automatically judges whether each sensor value is normal, so the operation check work can be reduced. The diagnosis can also be output as a report.



Whether each sensor value is normal is judged automatically.

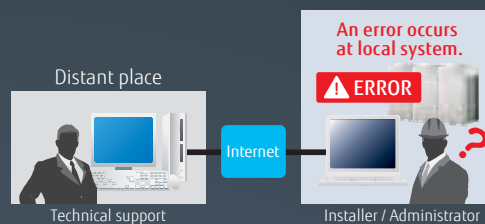
- ✓ Discharge temperature normal value **OK**
- ✓ Super heat volume normal value **OK**
- ✓ High pressure pipe normal value **OK**
- ✓ Low pressure pipe normal value **OK**
- ...etc.

[Note] Use only as a guide and judge for yourself finally.



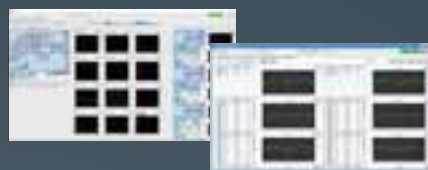
Remote technical support & maintenance

On-site check screen can be shared with the skilled person in a distant place. When visiting for troubleshooting on site, operation status can be shared in real time and get assistance easily. Online chat function helps to support on site staff.



Various trend graph display

Previously, only 3 kinds of each sensor value can be displayed. However, multiple graphs can be displayed in new Service Tool depending on the situation. The refrigeration cycle can be checked in detail.



Personal computer system requirements

UTY-ASGXZ1	
Operating system	<ul style="list-style-type: none"> • Microsoft® Windows® 7 Professional (32-bit or 64-bit) SP1 • Microsoft® Windows® 8.1 Pro (32-bit or 64-bit) • Microsoft® Windows® 10 Pro (32-bit or 64-bit)
CPU	1 GHz or higher
Memory	<ul style="list-style-type: none"> • 1 GB or more (for Windows® 7 [32-bit], Windows® 8.1 [32-bit], and Windows® 10 [32-bit]) • 2 GB or more (for Windows® 7 [64-bit], Windows® 8.1 [64-bit], and Windows® 10 [64-bit])
HDD	40 GB or more of free space
Display	1366 x 768 or higher resolution
Interface	• USB port for U10 USB Network Interface and Software protection key
Software	Internet Explorer® 11 or Microsoft Edge

<Packing list>

Name and shape	Quantity	Application
WHITE-USB-KEY (Software protection key)	1	Software protection key to be connected to USB port on the Service Tool-installed PC. These products run only on a PC with WibuKey.

- Personal computer that satisfies the following system requirements
- Echelon® U10 USB Network Interface – TP/FT-10 Channel (Model number: 75010R) (Required for each VRF Network.)

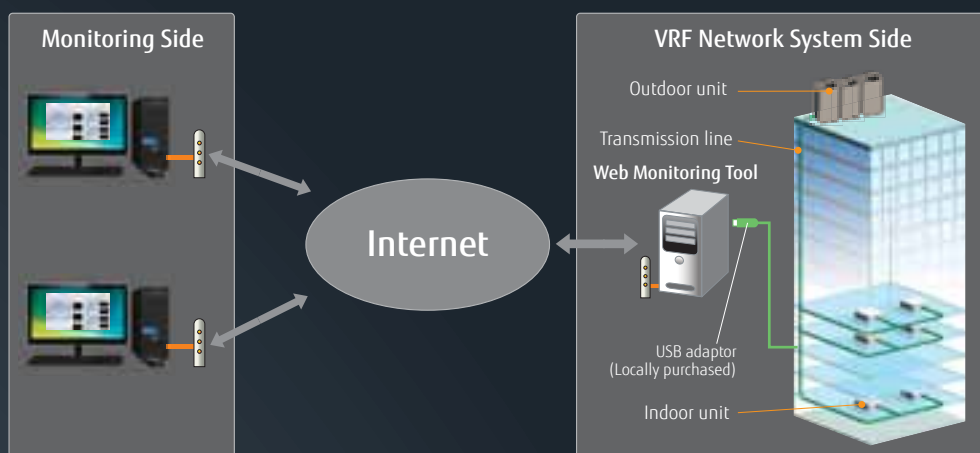
WEB MONITORING TOOL

Product features

- Troubleshooting is performed by monitoring each air conditioning unit remotely during periodical system checks.
- Error notification can be automatically transmitted to several locations using the internet*1.
- Requires either a dedicated internet connection or public telephone line.
- Determination of an error occurrence can be made through error warnings and equipment status information obtained from a remote location.
- The monitoring data in a remote side can be optionally downloaded. And, this data can be displayed in offline mode of the service tool.
- Monitoring side computer is not required to install special software, requires only general web browser.

*1: Use of internet mail system required.

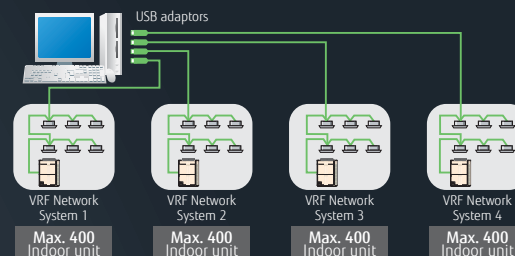
Web Monitoring System



Support 4 VRF network systems

USB adaptor (max. 4 adaptors per PC) permit, monitoring of up to 1,600 indoor units.

Suitable for large-scale buildings or hotels.



Personal computer system requirements

	UTY-AMGXZ1
Operating system	<ul style="list-style-type: none"> • Microsoft® Windows® 7 Professional (32-bit or 64-bit) SP1 • Microsoft® Windows® 8.1 Pro (32-bit or 64-bit) • Microsoft® Windows® 10 Pro (32-bit or 64-bit)
CPU	1 GHz or higher
Memory	<ul style="list-style-type: none"> • 1 GB or more (for Windows® 7 [32-bit], Windows® 8.1 [32-bit], and Windows® 10 [32-bit]) • 2 GB or more (for Windows® 7 [64-bit], Windows® 8.1 [64-bit], and Windows® 10 [64-bit])
HDD	40 GB or more of free space
Display	1366 x 768 or higher resolution
Interface	<ul style="list-style-type: none"> • USB port (for 10 USB Network Interface Max. 4, Software protection key) • Either of the following interface is required for remote connection: <ul style="list-style-type: none"> - Public Telephone Line: Modem is required - Internet using LAN: Ethernet port is required
Software	Internet Explorer® 11 or Microsoft Edge

<Packing list>

Name and shape	Quantity	Application
WHITE-USB-KEY (Software protection key)	1	Software protection key to be connected to USB port on the Service Tool-installed PC. These products run only on a PC with WibuKey.

• Personal computer that satisfies the following system requirements

• Echelon® U10 USB Network Interface – TP/FT-10 Channel (Model number: 75010R) (Required for each VRF Network.)

Notice for specifications

I.U. = Indoor Unit O.U. = Outdoor Unit Qu = Quiet * = Not decided yet

- Specifications and design are subject to change without notice for future improvement.
- For further details, please check with our authorised dealer.
- Cooling/Heating capacities are based on the following conditions.

Cooling	Indoor temp. : 27°C DB/19°C WB Outdoor temp.: 35°C DB/24°C WB	Heating	Indoor temp. : 20°C DB Outdoor temp.: 7°C DB/6°C WB
---------	--	---------	--

- Performance test is in accordance with EN14511
- Seasonal efficiency test is on accordance with EN14825
- Sound power test is in accordance with EN12102



Fujitsu General (Thailand) Co., Ltd.



ISO 9001 Certified number: 01 100 075229
ISO 14001 Certified number: 01 104 9245

Fujitsu General (Shanghai) Co., Ltd.



ISO 9001 Certified number: 01 100 79269
ISO 14001 Certified number: CNB312244-UK

Fujitsu General Central Air-conditioner (Wuxi) Co., Ltd.



ISO 9001 Certified number: 15917020073R5M
ISO 14001 Certified number: 15915E10020R4M

- The products or equipments in this catalogue contain fluorinated greenhouse gases.
- **AIRSTAGE** and **WATERSTAGE** are worldwide trademarks of FUJITSU GENERAL LIMITED and are registered trademarks in Japan and other countries or areas.
- **nocria** is a worldwide trademark of FUJITSU GENERAL LIMITED.
- **FLair** is a worldwide trademark of FUJITSU GENERAL LIMITED.
- **DUAL BLASTER & device** is a worldwide trademark of FUJITSU GENERAL LIMITED and is a registered trademark in Japan and other countries or areas.
- iPhone and iPad are trademarks of Apple Inc., registered in the U.S. and other countries.
- **BACnet** is a trademark or registered trademark of the American Society of Heating, Refrigerating and Air-Conditioning Engineers, Inc.
- **MODBUS** is a registered trademark of Schneider Electric.
- **LONWORKS** and **Echelon** are trademarks of Echelon Corporation registered in the United states and other countries.
- Other company and product names mentioned herein may be registered trademarks, trademarks or trade names of their respective owners.

Distributed by:

FUJITSU GENERAL LIMITED

3-3-17, Suenaga, Takatsu-ku, Kawasaki 213-8502, Japan
<http://www.fujitsu-general.com/>

